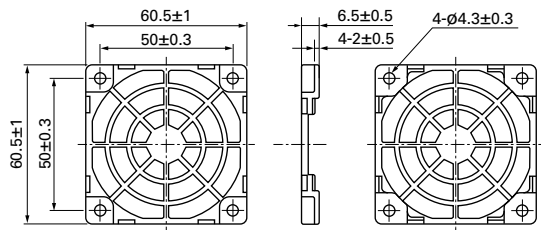


Resin finger guards Dimensions (unit: mm)

Material Frame: Resin (PPE+PS) UL file no. E82268 94V-0

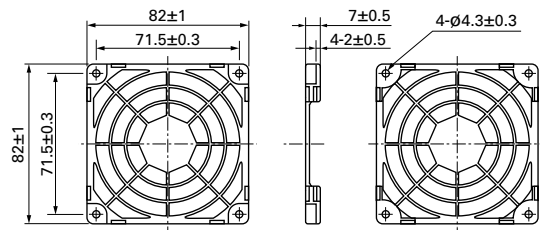
60 mm sq. type

| Model no. | Mass (g) |
|-----------|----------|
| 109-1003G | 7 |



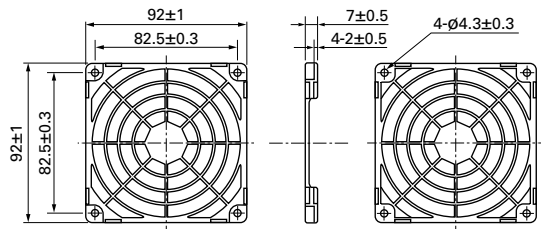
80 mm sq. type

| Model no. | Mass (g) |
|-----------|----------|
| 109-1002G | 10 |



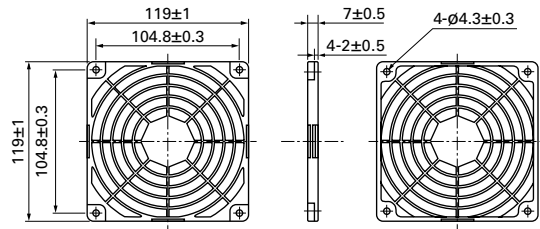
92 mm sq. type

| Model no. | Mass (g) |
|-----------|----------|
| 109-1001G | 12 |



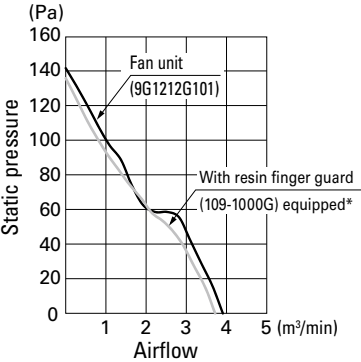
120 mm sq. type

| Model no. | Mass (g) |
|-----------|----------|
| 109-1000G | 23 |



Airflow - Static pressure characteristics

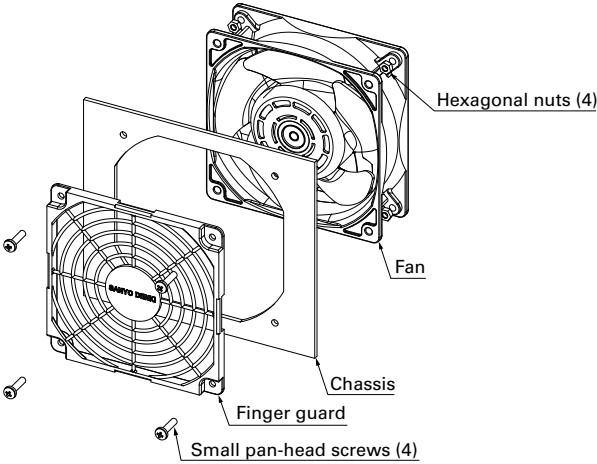
Measured with our double chamber measuring device
(120 mm sq. type)



Applied voltage: 12 VDC

* Finger guard is attached on air inlet side of fan.

Mounting example



- Operating temperature limit is between -20 to +70°C. (non-condensing)
- Plastic finger guards are placed on both the intake and exhaust sides of the fan.
- No nuts or screws for use in attachment included.

Option