

DATA SHEET

SWITCHING DIODE
GENERAL PURPOSE

1N4148WT

RoHS compliant & Halogen free

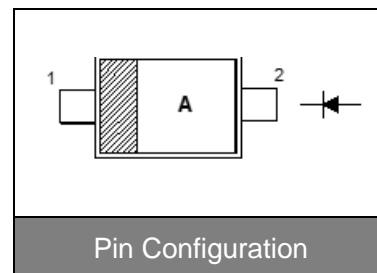
Product specification— July 26, 2023 V.0



Switching Diode

Features

- Fast switching speed
- Ultra-small surface mount package
- For general purpose switching applications
- High conductance
- Halogen and Antimony Free(HAF), RoHS compliant
- Marking code: A



Absolute Maximum Ratings (Ta = 25°C)

Parameter	Symbol	Value	Unit
Non-Repetitive Peak Reverse Voltage	V_{RM}	100	V
Reverse Voltage	V_R	80	V
Average Rectified Forward Current	$I_{F(AV)}$	125	mA
Forward Continuous Current	I_{FM}	250	mA
Non-repetitive Peak Forward Surge Current	I_{FSM}	2 1	A
Power Dissipation	P_{tot}	150	mW
Thermal Resistance Junction to Ambient Air	$R_{\theta JA}$	833	°C/W
Operating and Storage Temperature Range	T_j, T_{stg}	- 65 to + 150	°C

Characteristics at Ta = 25°C

Parameter	Symbol	Min.	Max.	Unit
Reverse Breakdown Voltage at $I_R = 1 \mu A$	$V_{(BR)R}$	80	-	V
Forward Voltage at $I_F = 1 \text{ mA}$ at $I_F = 10 \text{ mA}$ at $I_F = 50 \text{ mA}$ at $I_F = 150 \text{ mA}$	V_F	- - - -	0.715 0.855 1 1.25	V
Peak Reverse Current at $V_R = 75 \text{ V}$ at $V_R = 20 \text{ V}$ at $V_R = 75 \text{ V}, T_J = 150^\circ\text{C}$ at $V_R = 25 \text{ V}, T_J = 150^\circ\text{C}$	I_R	- - - -	1 25 50 30	μA nA μA μA
Total Capacitance at $V_R = 0 \text{ V}, f = 1 \text{ MHz}$	C_T	-	2	pF
Reverse Recovery Time at $I_{rr} = 0.1 \times I_R, I_F = 10 \text{ mA}, R_L = 100 \Omega, V_R = 6 \text{ V}$	t_{rr}	-	4	ns

Electrical Characteristic Curves

Figure 1. Power Dissipation vs. Temperature

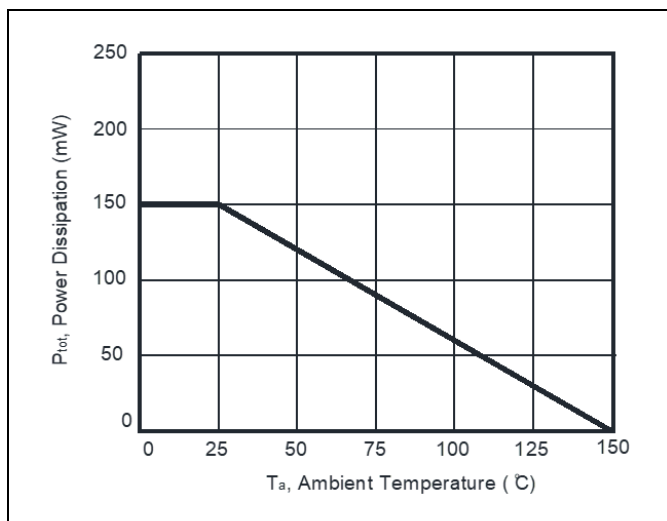


Figure 2. Total Capacitance vs. Reverse Voltage

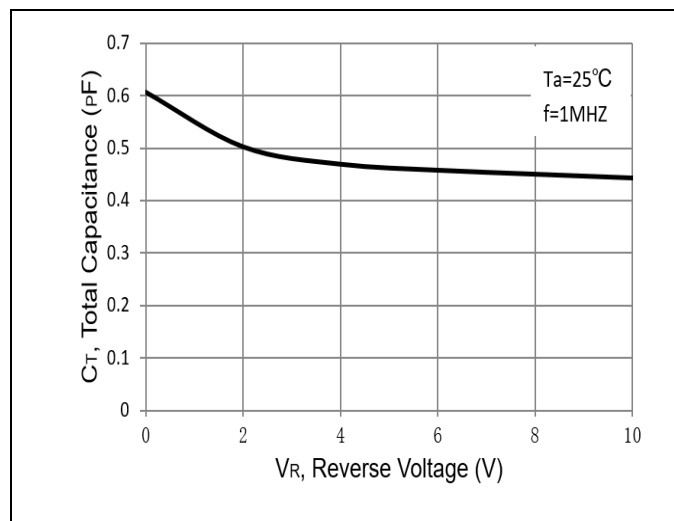


Figure 3. Reverse Current vs. Reverse Voltage

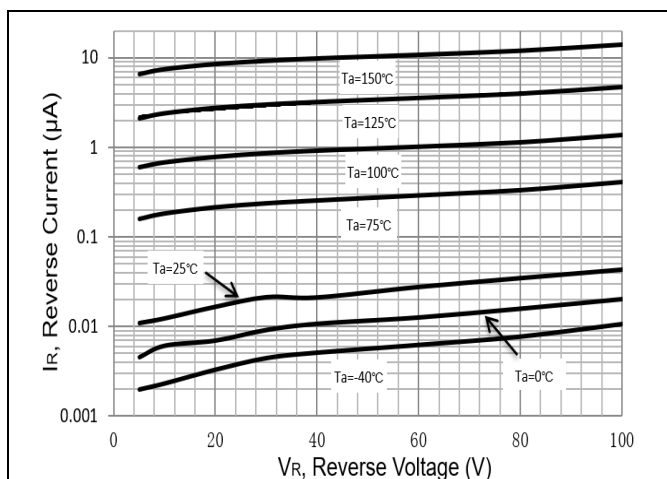
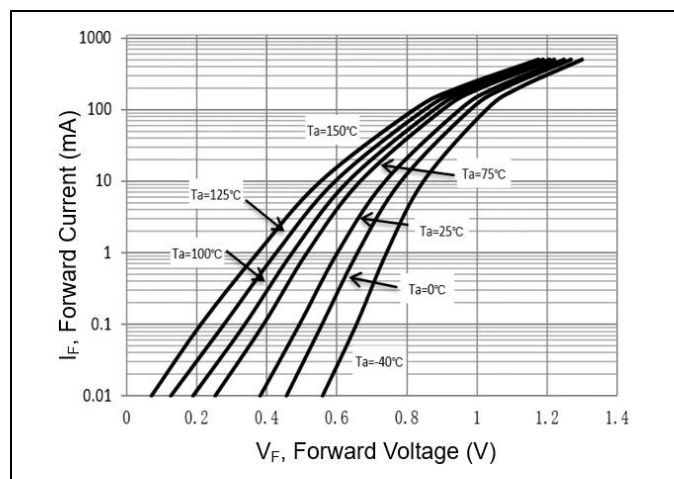
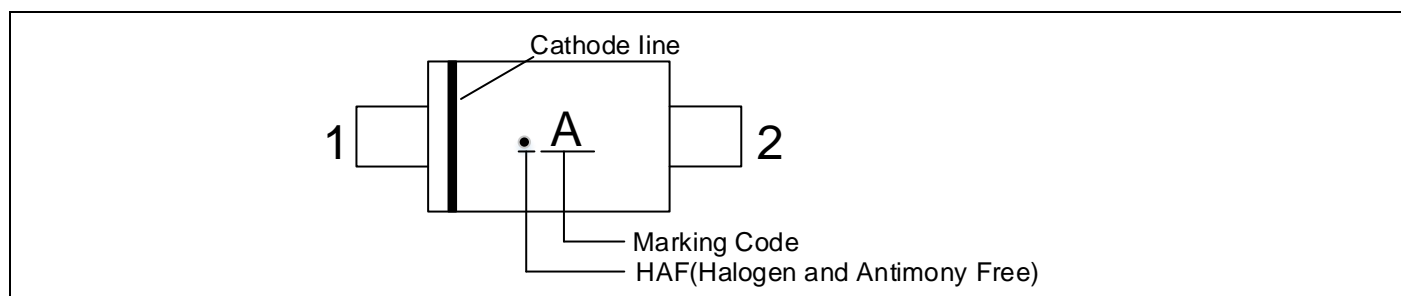


Figure 4. Forward Characteristics



Marking Code



Dimensions (SOD-523)

Symbol	Dimension (mm)			
	Millimeters		Inches	
	Min.	Max.	Min.	Max.
A	0.60	0.70	0.024	0.028
b _p	0.30	0.40	0.012	0.016
C	0.100	0.135	0.004	0.005
D	1.15	1.25	0.045	0.049
E	0.75	0.85	0.030	0.033
HE	1.50	1.70	0.059	0.067

Packaging

Tape		Symbol	Dimension (mm)
		W	8.00±0.10
		P0	4.00±0.10
		P1	2.00±0.10
		P2	2.00±0.05
		D0	Φ1.55±0.05
		D1	Φ0.50±0.05
		E	1.75±0.10
		F	3.50±0.05
		A	0.90±0.05
		B	1.94±0.05
		K	0.75±0.05
		t	0.20±0.02
Reel		D	Φ177.5±0.30
		D2	Φ13.0±0.30
		W1	9.0±0.30
		Quantity: 4000PCS	

LEGAL DISCLAIMER

YAGEO, its distributors and agents (collectively, "YAGEO"), hereby disclaims any and all liabilities for any errors, inaccuracies or incompleteness contained in any product related information, including but not limited to product specifications, datasheets, pictures and/or graphics. YAGEO may make changes, modifications and/or improvements to product related information at any time and without notice.

YAGEO makes no representation, warranty, and/or guarantee about the fitness of its products for any particular purpose or the continuing production of any of its products. To the maximum extent permitted by law, YAGEO disclaims (i) any and all liability arising out of the application or use of any YAGEO product, (ii) any and all liability, including without limitation special, consequential or incidental damages, and (iii) any and all implied warranties, including warranties of fitness for a particular purpose, non-infringement and merchantability.

YAGEO products are designed for general purpose applications under normal operation and usage conditions. Please contact YAGEO for the applications listed below which require especially high reliability for the prevention of defects which might directly cause damage to the third party's life, body or property: Aerospace equipment (artificial satellite, rocket, etc.), Atomic energy-related equipment, Aviation equipment, Disaster prevention equipment, crime prevention equipment, Electric heating apparatus, burning equipment, Highly public information network equipment, data-processing equipment, Medical devices, Military equipment, Power generation control equipment, Safety equipment, Traffic signal equipment, Transportation equipment and Undersea equipment, or for any other application or use in which the failure of YAGEO products could result in personal injury or death, or serious property damage. Particularly **YAGEO Corporation and its affiliates do not recommend the use of commercial or automotive grade products for high reliability applications or manned space flight.**

Information provided here is intended to indicate product specifications only. YAGEO reserves all the rights for revising this content without further notification, as long as products are unchanged. Any product change will be announced by PCN.