

INCH-POUND

MS27469H
26 August 2011
SUPERSEDING
MS27469G
12 July 2002

DETAIL SPECIFICATION SHEET

CONNECTORS, RECEPTACLE, ELECTRICAL, WALL MOUNTING FLANGE, SOLDER TYPE, HERMETIC SEAL, SERIES I

This specification is approved for use by all Departments
and Agencies of the Department of Defense.

The requirements for acquiring the product described herein
shall consist of this specification sheet and MIL-DTL-38999.

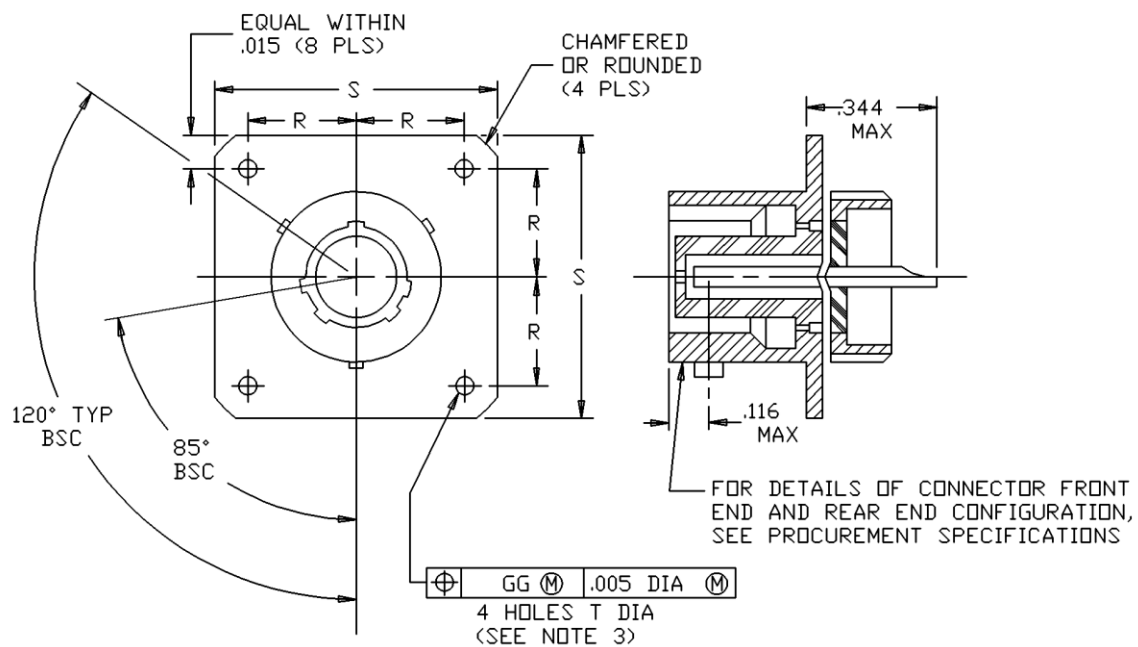
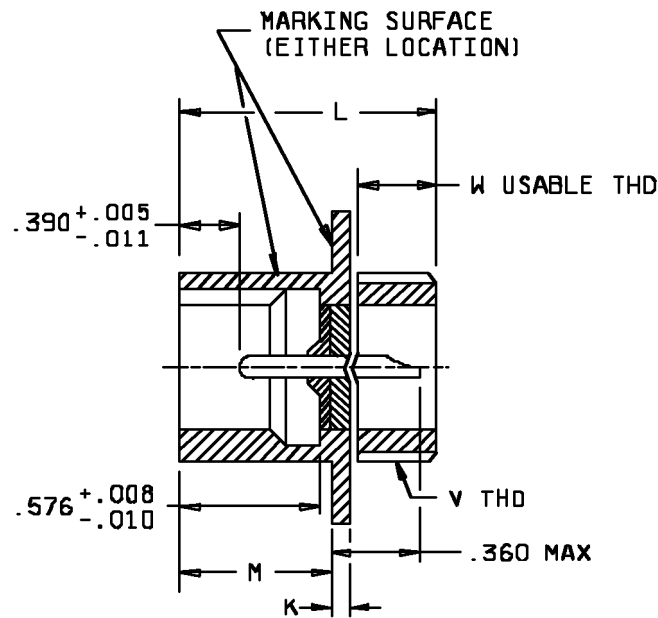


FIGURE 1. Receptacle, class Y.

AMSC N/A

FSC 5935



Shell size	K + .031 - .000	L max	M + .031 - .000	R BSC	S ± .016	T dia + .010 - .005	W min full THD	V THD Class 2A UNEF (plated)
9	.062	1.093	.659	.3595	.938	.128	.250	.6875 – 24
11				.406	1.031			.8125 – 20
13				.453	1.125			.9375 – 20
15				.4845	1.219			1.0625 – 18
17				.531	1.312			1.1875 – 18
19				.578	1.438			1.3125 – 18
21				.625	1.562			1.4375 – 18
23				.6875	1.688	.147		1.5625 – 18
25				.750	1.812			1.6875 – 18

FIGURE 1. Receptacle, class Y - Continued.

MS27469H

Inches	mm	Inches	mm	Inches	mm	Inches	mm
.005	0.13	.128	3.25	.4845	12.31	1.031	26.19
.008	0.20	.147	3.73	.531	13.49	1.093	27.76
.010	0.25	.250	6.35	.576	14.63	1.125	28.58
.011	0.28	.312	7.92	.578	14.68	1.219	28.68
.015	0.38	.344	8.74	.625	15.88	1.312	33.32
.016	0.41	.3595	9.13	.659	16.74	1.438	36.53
.031	0.79	.390	9.91	.6875	17.46	1.562	39.67
.062	1.57	.406	10.31	.750	19.05	1.688	42.88
.116	2.95	.453	11.51	.938	23.83	1.812	46.02

NOTES:

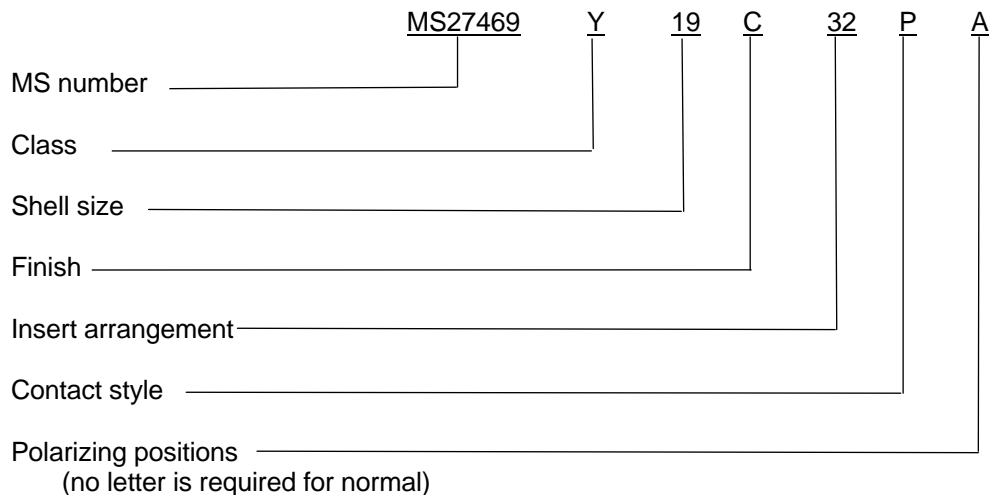
1. Dimensions are in inches.
2. Metric equivalents are given for information only.
3. The gauge features for GG shall be .010 (0.25 mm) smaller than the MMC size at basic location.
4. For main keyway and keyway positions, see MIL-DTL-38999.

FIGURE 1. Receptacle, class Y - Continued.

REQUIREMENTS:

Dimensions and configuration: See figure 1.
Interface dimensions shall conform to MIL-DTL-38999.
Mating connectors: MS27467, MS27661 and MS27653.
Insert arrangements: See MIL-STD-1560.

Part or Identifying Number (PIN) example:



MS27469H

Changes from previous issue. Marginal notations are not used in this revision to identify changes with respect to the previous issue due to the extent of the changes.

Referenced documents. In addition to MIL-DTL-38999, this document references the following:

MIL-STD-1560
MS27467
MS27661
MS27653

CONCLUDING MATERIAL

Custodians:

Army - CR
Navy - AS
Air Force – 85
DLA - CC

Preparing activity:

DLA - CC

(Project: 5935-2011-086)

Review activities:

Army - AR, MI
Navy - EC, MC, OS
Air Force - 19, 99

NOTE: The activities listed above were interested in this document as of this document. Since organizations and responsibilities can change, you should verify the currency of the information above using the ASSIST ONLINE database at <https://assist.daps.dla.mil>.