



MLG1005S1N5BT000



Applications	 Commercial Grade
Feature	<div>Multilayer</div> Multilayer
	<div>Non-Mag Core</div> Non-Magnetic Core (Dielectric Ceramic)
Series   Type	MLG
Status	 Production
Brand	TDK



Size	
Length(L)	1.00mm ±0.05mm
Width(W)	0.50mm ±0.05mm
Thickness   Height	0.50mm ±0.05mm
Recommended Land Pattern (A)	0.50mm Nom.
Recommended Land Pattern (B)	0.40mm Nom.
Recommended Land Pattern (C)	0.50mm Nom.

Electrical Characteristics	
Inductance	1.5nH ±0.1nH at 100MHz
Rated Current	1A
DC Resistance [Typ.]	60mΩ
DC Resistance [Max.]	100mΩ
Self Resonant Frequency [Min.]	8GHz
Self Resonant Frequency [Typ.]	9.6GHz
Q [Min.]	7 at 100MHz
Q [Typ.]	11 at 100MHz

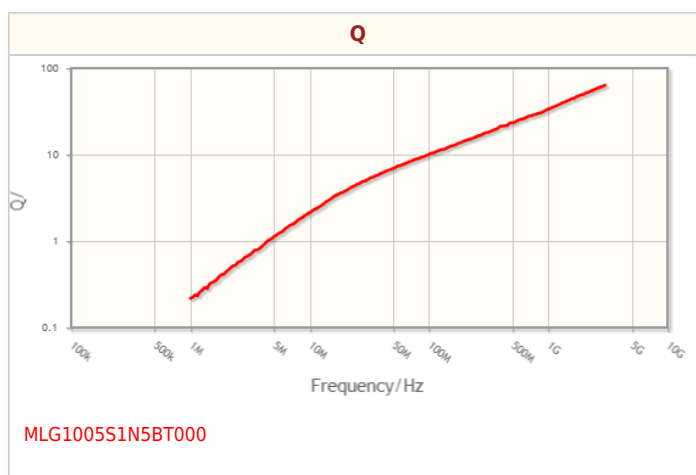
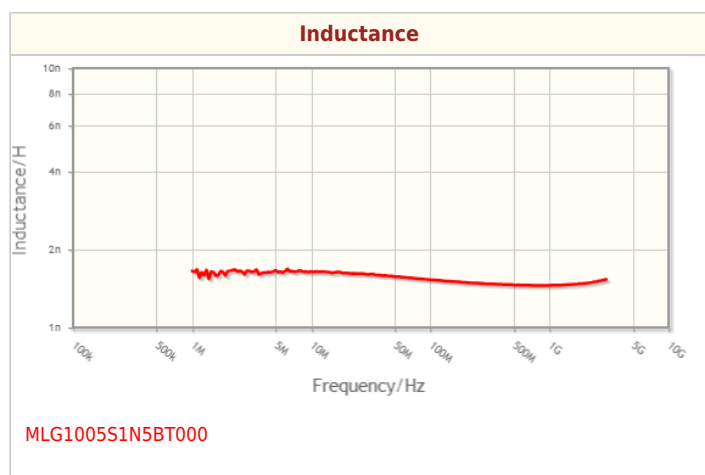
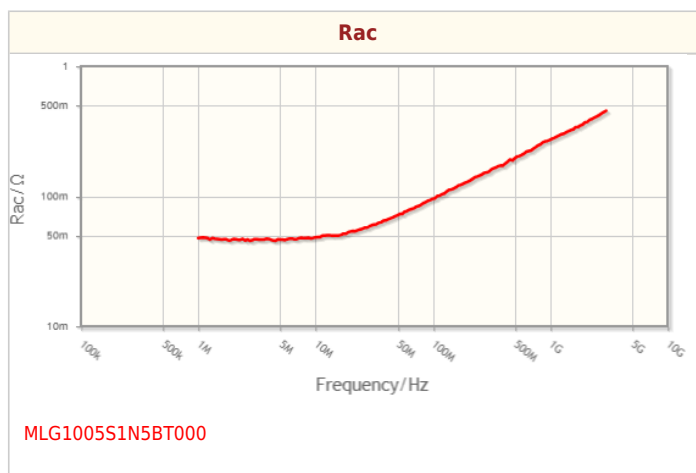
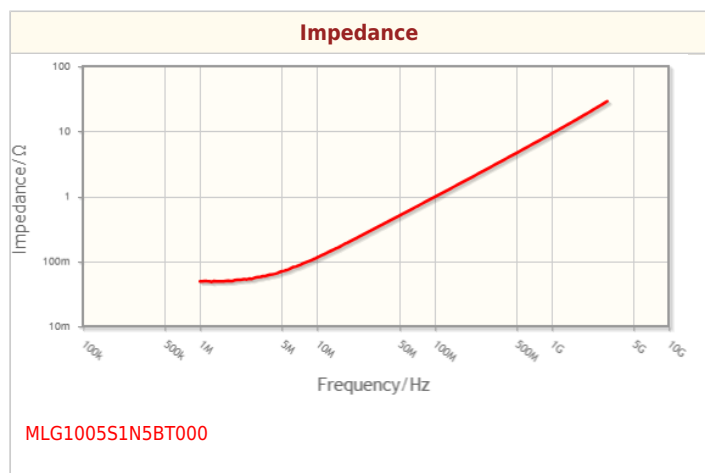
Other	
Operating Temp. Range	-55 to 125°C
Soldering Method	Reflow
	Iron Soldering
AEC-Q200	NO
Packing	Punched (Paper)Taping [180mm Reel, Tape width 8mm]
Package Quantity	10000pcs
Weight	0.001g

! Images are for reference only and show exemplary products.  
! This PDF document was created based on the data listed on the TDK Corporation website.  
! All specifications are subject to change without notice.

MLG1005S1N5BT000



## Characteristic Graphs(This is reference data, and does not guarantee the products characteristics.)





# Associated Images

