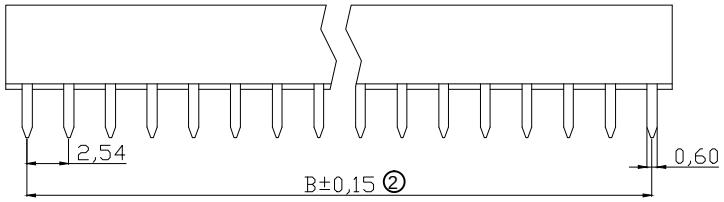

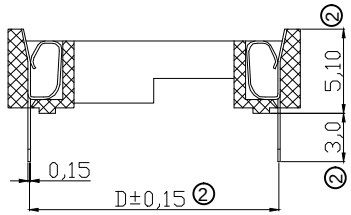

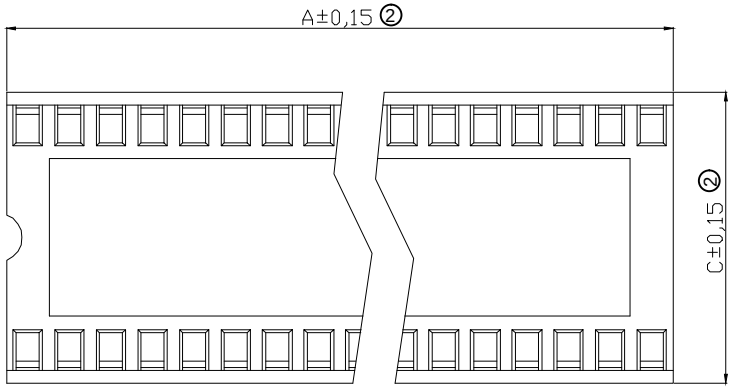

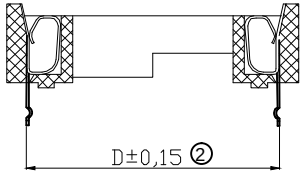

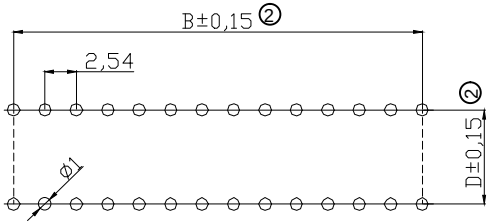

PCB Layout

② NOTES:

MATERIAL:
1.1 Housing Material: 25%Glass filled PBT, UL94V-0,Black;
1.2 Contact Material: Phosphor Bronze, Tin plated over Nickel;

ELECTRICAL:
2.1 Current Rating: 1AMP;
2.2 Insulation Resistance: 1000MΩ Min at 500V;
2.3 Contact Resistance: 30mΩ Max at DC 100mA;
2.4 Withstand Voltage: 500VAC For 1minute;

3. Operating Temperature: -55°C to +105°C.

②③

WSW P/N	Position	Dimension			
		A	B	C	D
A 08-LC-TR	08	10.16	7.62	10.05	7.62
A 14-LC-TR	14	17.78	15.24	10.05	7.62
A 16-LC-TR	16	20.32	17.78	10.05	7.62
A 18-LC-TR	18	22.86	20.32	10.05	7.62
A 20-LC-TR	20	25.40	22.86	10.05	7.62
A 24-LC-TR	24	30.48	27.94	17.6	15.24
A 24-LC-TR01	24	30.48	27.94	10.05	7.62
A 28-LC-TR	28	35.56	33.02	17.6	15.24
A 28-LC-TR01	28	35.56	33.02	10.05	7.62
A 32-LC-TR	32	40.54	38.10	17.6	15.24
A 40-LC-TR	40	50.80	48.26	17.6	15.24
A 42-LC-TR	42	53.21	50.80	17.6	15.24

RoHS compliant

Unit:mm

Scale	Free
TOLERANCE	
X.	±0.38
X.X	±0.25
X.XX	±0.13
DIM	TOL
Angle	±3°
Angle	TOL

Id.	Modification	Date	Name
③	The 48Pin version is EOL	19.06.2023	Peter
②	Update the drawing	11.06.2021	Segal
①	Update the drawing	29.07.2014	Amy
⓪	Drawn	26.05.2014	Ray

	Date	Name
Drawn	26.05.2014	Ray
Approved	19.06.2023	Peter

ASSMANN WSW components

Description: IC Socket

ASSMANN WSW-No.

A xx-LC-TR

Drawing-No.

ASS 6449 CO

rev03

Customer-No.

SHEET 1 / 1

Downloaded from Arrow.com.