

# MULTILAYER CERAMIC CHIP CAPACITOR

## - GMC SERIES -

### APPLICATIONS

- Can be used on surface mount assembly equipment
- Our fully integrated manufacturing and total quality control systems ensure unprecedented high standards of quality and reliability.

### FEATURES


- Large capacitance values in small sizes
- Excellent high frequency characteristics

### CHIP CAPACITOR SELECTION

#### DIELECTRIC TYPE

- **COG / NPO** - Capacitance change with temperature is 0-30ppm/°C which is less than -0.3%/°C from -55°C to +125°C. Typical capacitance change with life is less than -0.1 % for NPOs, one-fifth that shown by most other dielectrics. NPO formulations show no aging characteristics.

Ultra stable class I dielectric: linear temperature coefficient, low loss, negligible change of electrical properties with time, voltage and frequency.



OPERATING TEMPERATURE RANGE	TEMPERATURE COEFFICIENT	DISSIPATION FACTOR	INSULATION RESISTANCE	DIELECTRIC WITHSTANDING VOLTAGE	AGING RATE	TEST PARAMETERS
-55°C to +125°C	0 ± 30PPM °C	0.1% Max, 0.02% Typical	<ul style="list-style-type: none"> <li>• &gt;100GΩ or 1000ΩF</li> <li>• 125°C V<sub>bcw</sub>: 10GΩF or 100ΩF whichever is less</li> </ul>	3 X V <sub>bcw</sub>	0% per decade hour	<ul style="list-style-type: none"> <li>• C&lt;1000pF f=1MHz V=1.0Vrms ±0.2Vrms T=25°C</li> <li>• C&gt;1000pF f=1KHz V=1.0Vrms ±0.2Vrms T=25°C</li> </ul>

#### Stable Class II Dielectric

OPERATING TEMPERATURE RANGE	TEMPERATURE COEFFICIENT	DISSIPATION FACTOR	INSULATION RESISTANCE	DIELECTRIC WITHSTANDING VOLTAGE	AGING RATE	TEST PARAMETERS
X7R: -55C to+125C X5R: -55C to+85C X6S: -55C to+105C X7S: -55C to+125C X7T: -55C to+125C	± 15% ± 15% ± 22% ± 22% + 22/ - 33%	2.5% Max, 1.8% Typical	<ul style="list-style-type: none"> <li>• At 25 °C (measured at rated VDC for 60-120 s): IR ≥ 10,000 MΩ or IR×C ≥ 1,000 MΩ·μF (whichever is smaller)</li> <li>• At 125 °C: IR ≥ 1,000 MΩ or IR×C ≥ 100 MΩ·μF (whichever is smaller)</li> </ul>	2.5 X V <sub>bcw</sub>	<2% per decade hour	<ul style="list-style-type: none"> <li>• 1KHz 1.0Vrms +/-0.2Vrms 25c Values &gt; or = to 10μF 0.5+/-0.1 V<sub>bcw</sub> @120Hz</li> </ul>

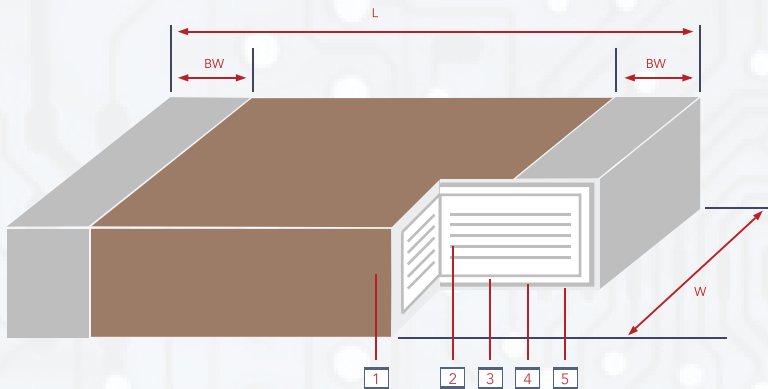
- **Z5U** - Despite their capacitance instability, Z5U formulations are very popular because of their small size, temperature range low ESL, low ESR and excellent frequency response. These features are particularly important for decoupling application where only a minimum capacitance value is required.

- **Y5U** - Y5V formulations are for general purpose use in a limited temperature range. They have a wide temperature characteristic of +22% - 82% capacitance change over the operating temperature range of -30°C to +85°C. Y5Vs high dielectric constant allows the manufacture of very high capacitance values (up to 100μF) in small physical sizes.

High Capacitance Per Unit Volume: General Purpose Product

OPERATING TEMPERATURE RANGE	TEMPERATURE COEFFICIENT	TEMPERATURE VOLTAGE COEFFICIENT (ΔC MAX @ V <sub>bcw</sub> )	DISSIPATION FACTOR	INSULATION RESISTANCE	DIELECTRIC WITHSTANDING VOLTAGE	AGING RATE	TEST PARAMETERS
-30°C to +85°C	+22% -82%	N/A	3.0% Max, 2.0% Typical	<ul style="list-style-type: none"> <li>• 10GΩ or 100ΩF whichever is less, 25°C, V<sub>bcw</sub></li> </ul>	2.5 X V <sub>bcw</sub>	3.0% per decade hour	<ul style="list-style-type: none"> <li>• 1 KHz, 1 Vrms 25°C values &gt; or = to 10uF 1.0Vrms 120Hz</li> </ul>

## CONSTRUCTION AND DIMENSIONS



NO.	NAME	CLASS I DIELECTRIC	CLASS II DIELECTRIC
1	Ceramic Material	CaZrO <sub>3</sub>	BaTiO <sub>3</sub>
2	Inner Electrode	Ni	Ni
3	Termination	Inner Layer	Cu
4		Middle Layer	Ni
5		Outer Layer	Sn

## CAPACITANCE VALUE & TOLERANCE

- Determined by circuit requirements. Note that chip prices decrease with lower capacitance value and looser tolerance.

## CAPACITOR SIZE

- Select the smallest unit permitted by the circuit constraints that provides the required capacitance and voltage rating. All Cal-Chip capacitors conform to EIA specifications.

## VOLTAGE

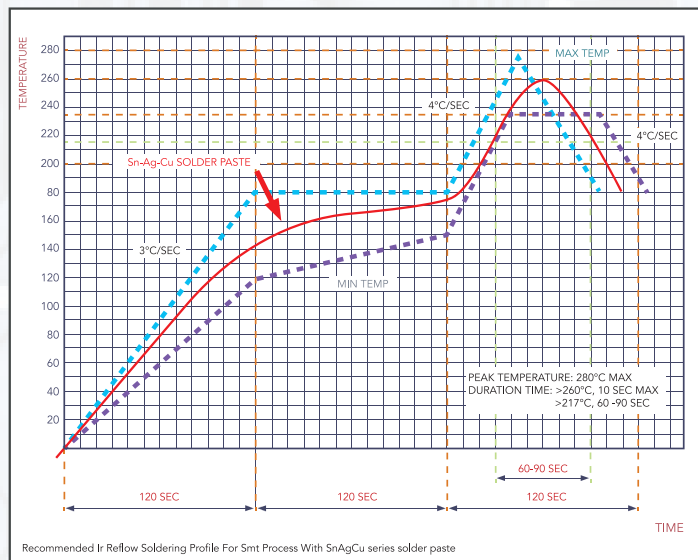
- Determined by circuit requirements.

## CAPACITOR TERMINATION

- Nickel barrier is standard and recommended for units exposed to repeated solder cycles, to minimize leaching of the termination.

## REFLOW SOLDERING CONDITIONS

- The lead-free termination MLCCs are not only to be used on SMT against lead-free solder paste, but also suitable against lead-containing solder paste. If the optimized solder joint is requested, increasing soldering time, temperature and concentration of N<sub>2</sub> within oven are recommended.



## PART NUMBER GUIDE

GMC	21	CG	102	J	50	NT	D
PRODUCT TYPE	DIMENSIONS	DIELECTRIC	CAPACITANCE	TOLERANCE	VOLTAGE DC	TERMINATION	PACKAGING CODE
	01: 1005 32: 1210 02: 0201 40: 1808 04: 0402 43: 1812 10: 0603 45: 1825 21: 0805 55: 2220 31: 1206 57: 2225	CG: COG/NPO X7R X5R X7S X7T X6S Y5V Z5U	0R5: 0.5pF 5R0: 5.0pF R75: 0.75pF 100: 10pF 101: 100pF 102: 1000pF 103: .01uF 104: .1uF 105: 1.0uF 106: 10uF 107: 100uF	A: +/- .05pF B: +/- .1pF C: +/- .25pF D: +/- .5pF F: +/- 1% G: +/- 2% J: +/- 5% K: +/- 10% M: +/- 20% Z: -20%/+80%	4R0: 4.0V 6R3: 6.3V 10: 10V 16: 16V 25: 25V 35: 35V 50: 50V 63: 63V 100: 100V 200: 200V	NT: Sn/Ni PT: Pd/Ag	Blank: 7" reel C: See page 19 & 20 D: See page 19 & 20 G: See page 19 & 20 Q: See page 19 & 20



DIELECTRIC		NPO / COG																													
DIMENSION (MM)		GMC01				GMC02				GMC04								GMC10				GMC21						GMC31			
L (L1)		0.4 ± 0.02				0.6 ± 0.03				1.0 ± 0.05								1.6 ± 0.2				2.0 ± 0.3						3.2 ± 0.3			
W		0.2 ± 0.02				0.3 ± 0.03				0.5 ± 0.05								0.8 ± 0.2				1.25 ± 0.2						1.6 ± 0.2			
BW (L2/LW)		0.07 ~ 0.14				0.15 ± 0.05				0.1 ~ 0.35								0.1 ~ 0.4				0.25 ~ 0.75						0.25 ~ 0.75			
RATED VOLTAGE		6.3	10	16	25	50	16	25	50	100	6.3	10	16	25	50	100	200	25	50	100	200	10	16	25	50	100	200	25	50	100	200
0.1pF	R10						C	C	C	C	H	H	H	H	H																
0.2	R20	A	A	A	A		C	C	C	C	H	H	H	H	H																
0.3	R30	A	A	A	A	A	C	C	C	C	H	H	H	H	H																
0.4	R40	A	A	A	A	A	C	C	C	C	H	H	H	H	H	H	L	L	L		J	J	J	J	J	J					
0.47	R47						C	C	C	C	H	H	H	H	H	H	L	L	L		J	J	J	J	J	J	L	L			
0.5	0R5	A	A	A	A	A	C	C	C	C	H	H	H	H	H	H	L	L	L	L	J	J	J	J	J	J	L	L	L	L	
0.56	R56						C	C	C	C	H	H	H	H	H	H	L	L	L		J	J	J	J	J	J	L	L			
0.6	0R6	A	A	A	A		C	C	C	C	H	H	H	H	H	H	L	L	L		J	J	J	J	J	J	L	L	L	L	
0.68	R68										H	H	H	H	H	H	L	L	L		J	J	J	J	J	J	L	L			
0.7	0R7	A	A	A	A		C	C	C	C	H	H	H	H	H	H	L	L	L		J	J	J	J	J	J	L	L	L	L	
0.75	R75	A	A	A	A		C	C	C	C	H	H	H	H	H	H	L	L	L		J	J	J	J	J	J	L	L	L	L	
0.8	0R8	A	A	A	A		C	C	C	C	H	H	H	H	H	H	L	L	L		J	J	J	J	J	J	L	L	L	L	
0.82	R82						C	C	C	C	H	H	H	H	H	H	L	L	L		J	J	J	J	J	J	L	L	L	L	
0.9	0R9	A	A	A	A		C	C	C	C	H	H	H	H	H	H	L	L	L		J	J	J	J	J	J	L	L	L	L	
1	1R0	A	A	A	A		C	C	C	C	H	H	H	H	H	H	H	L	L	L	L	J	J	J	J	J	J	L	L	L	L
1.1	1R1	A	A	A	A	A	C	C	C	C	H	H	H	H	H	H					J	J	J	J	J	J	L	L	L	L	
1.2	1R2	A	A	A	A		C	C	C	C	H	H	H	H	H	H	H	L	L	L	L	J	J	J	J	J	J	L	L	L	L
1.3	1R3	A	A	A	A		C	C	C	C	H	H	H	H	H	H					J	J	J	J	J	J	L	L	L	L	
1.4	1R4	A	A	A	A		C	C	C	C	H	H	H	H	H	H					J	J	J	J	J	J	L	L	L	L	
1.5	1R5	A	A	A	A	A	C	C	C	C	H	H	H	H	H	H	L	L	L	L	J	J	J	J	J	J	L	L	L	L	
1.6	1R6	A	A	A	A		C	C	C	C	H	H	H	H	H	H	L	L	L	L	J	J	J	J	J	J	L	L	L	L	
1.7	1R7	A	A	A	A		C	C	C	C	H	H	H	H	H	H															
1.8	1R8	A	A	A	A		C	C	C	C	H	H	H	H	H	H	L	L	L	L	J	J	J	J	J	J	L	L	L	L	
1.9	1R9	A	A	A	A		C	C	C	C	H	H	H	H	H	H															
2	2R0	A	A	A	A		C	C	C	C	H	H	H	H	H	H	L	L	L	L	J	J	J	J	J	J	L	L	L	L	
2.1	2R1	A	A	A	A		C	C	C	C	H	H	H	H	H	H															
2.2	2R2	A	A	A	A		C	C	C	C	H	H	H	H	H	H	H	L	L	L	L	J	J	J	J	J	J	L	L	L	L
2.3	2R3	A	A	A	A		C	C	C	C	H	H	H	H	H	H															
2.4	2R4	A	A	A	A		C	C	C	C	H	H	H	H	H	H	L	L	L	L	J	J	J	J	J	J	L	L	L	L	
2.5	2R5	A	A	A	A		C	C	C	C	H	H	H	H	H	H															
2.6	2R6	A	A	A	A		C	C	C	C	H	H	H	H	H	H															
2.7	2R7	A	A	A	A	A	C	C	C	C	H	H	H	H	H	H	L	L	L	L	J	J	J	J	J	J	L	L	L	L	
2.8	2R8	A	A	A	A		C	C	C	C	H	H	H	H	H	H															
2.9	2R9	A	A	A	A		C	C	C	C	H	H	H	H	H	H															
3	3R0	A	A	A	A	A	C	C	C	C	H	H	H	H	H	H	L	L	L	L	J	J	J	J	J	J	L	L	L	L	
3.1	3R1	A	A	A	A		C	C	C	C	H	H	H	H	H	H															
3.2	3R2	A	A	A	A		C	C	C	C	H	H	H	H	H	H															
3.3	3R3	A	A	A	A	A	C	C	C	C	H	H	H	H	H	H	H	L	L	L	L	J	J	J	J	J	J	L	L	L	L
3.4	3R4	A	A	A	A		C	C	C	C	H	H	H	H	H	H															
3.5	3R5	A	A	A	A		C	C	C	C	H	H	H	H	H	H															
3.6	3R6	A	A	A	A	A	C	C	C	C	H	H	H	H	H	H	L	L	L	L	J	J	J	J	J	J	L	L	L	L	
3.7	3R7	A	A	A	A		C	C	C	C	H	H	H	H	H	H															
3.8	3R8	A	A	A	A		C	C	C	C	H	H	H	H	H	H															
3.9	3R9	A	A	A	A	A	C	C	C	C	H	H	H	H	H	H	L	L	L	L	J	J	J	J	J	J	L	L	L	L	
4	4R0	A	A	A	A		C	C	C	C	H	H	H	H	H	H	L	L	L	L	J	J	J	J	J	J	L	L	L	L	
4.1	4R1	A	A	A	A		C	C	C	C	H	H	H	H	H	H															
4.2	4R2	A	A	A	A		C	C	C	C	H	H	H	H	H	H															
4.3	4R3	A	A	A	A		C	C	C	C	H	H	H	H	H	H	L	L	L	L	J	J	J	J	J	J	L	L	L	L	
4.4	4R4	A	A	A	A		C	C	C	C	H	H	H	H	H	H															
4.5	4R5	A	A	A	A		C	C	C	C	H	H	H	H	H	H															

MAX HEIGHT

A	C	H	J	L
0.22	0.33	0.55	0.70	0.90



DIELECTRIC		NPO / COG																													
DIMENSION (MM)		GMC01					GMC02					GMC04					GMC10				GMC21				GMC31						
L(L1)		0.4 ± 0.02					0.6 ± 0.03					1.0 ± 0.05					1.6 ± 0.2				2.0 ± 0.3				3.2 ± 0.3						
W		0.2 ± 0.02					0.3 ± 0.03					0.5 ± 0.05					0.8 ± 0.2				1.25 ± 0.2				1.6 ± 0.2						
BW(L2/LW)		0.07 ~ 0.14					0.15 ± 0.05					0.1 ~ 0.35					0.1 ~ 0.4				0.25 ~ 0.75				0.25 ~ 0.75						
RATED VOLTAGE		6.3	10	16	25	50	16	25	50	100	6.3	10	16	25	50	100	200	25	50	100	200	10	16	25	50	100	200	25	50	100	200
CAP. RANGE	9.8pF 9R8	A	A	A	A		C	C	C	C	H	H	H	H	H	H		L	L	L	L										
	9.9 9R9	A	A	A	A		C	C	C	C	H	H	H	H	H	H		L	L	L	L										
	10 100	A	A	A	A	A	C	C	C	C	H	H	H	H	H	H	H	L	L	L	L	J	J	J	J	J	J	L	L	L	L
	11 110	A	A	A	A	A	C	C	C		H	H	H	H	H			L	L	L	L	J	J	J	J	J	J	L	L	L	L
	12 120	A	A	A	A	A	C	C	C	C	H	H	H	H	H	H		L	L	L	L	J	J	J	J	J	J	L	L	L	L
	13 130	A	A	A	A	A	C	C	C		H	H	H	H	H			L	L	L	L	J	J	J	J	J	J	L	L	L	L
	15 150	A	A	A	A	A	C	C	C	C	H	H	H	H	H	H		L	L	L	L	J	J	J	J	J	J	L	L	L	L
	16 160	A	A	A	A		C	C	C		H	H	H	H	H			L	L	L	L	J	J	J	J	J	J	L	L	L	L
	18 180	A	A	A	A		C	C	C		H	H	H	H	H	H		L	L	L	L	J	J	J	J	J	J	L	L	L	L
	20 200	A	A	A	A		C	C	C		H	H	H	H	H	H		L	L	L	L	J	J	J	J	J	J	L	L	L	L
	22 220	A	A	A	A		C	C	C		H	H	H	H	H	H		L	L	L	L	J	J	J	J	J	J	L	L	L	L
	23 230										H	H	H	H	H																
	24 240	A	A	A	A		C	C	C		H	H	H	H	H	H		L	L	L	L	J	J	J	J	J	J	L	L	L	L
	25 250										H	H	H	H	H																
	27 270	A	A	A	A		C	C	C		H	H	H	H	H	H		L	L	L	L	J	J	J	J	J	J	L	L	L	L
	30 300	A	A	A	A		C	C	C	C	H	H	H	H	H	H		L	L	L	L	J	J	J	J	J	J	L	L	L	L
	33 330	A	A	A	A		C	C	C		H	H	H	H	H	H		L	L	L	L	J	J	J	J	J	J	L	L	L	L
	36 360	A	A	A	A		C	C	C		H	H	H	H	H	H		L	L	L	L	J	J	J	J	J	J	L	L	L	L
	38 380										H	H	H	H	H																
	39 390	A	A	A	A		C	C	C		H	H	H	H	H	H		L	L	L	L	J	J	J	J	J	J	L	L	L	L
	40 400										H	H	H	H	H			L	L	L											
	42 420										H	H	H	H	H																
	43 430	A	A	A	A	A	C	C	C		H	H	H	H	H	H		L	L	L	L	J	J	J	J	J	J	L	L	L	L
	47 470	A	A	A	A		C	C	C		H	H	H	H	H	H		L	L	L	L	J	J	J	J	J	J	L	L	L	L
	50 500										H	H	H	H	H	H		L	L	L											
	51 510	A	A	A	A		C	C	C		H	H	H	H	H	H		L	L	L	L	J	J	J	J	J	J	L	L	L	L
	53 530																	L	L	L											
	56 560	A	A	A	A		C	C	C		H	H	H	H	H	H		L	L	L	L	J	J	J	J	J	J	L	L	L	L
	60 600										H	H	H	H	H			L	L	L											
	62 620	A	A	A	A	A	C	C	C		H	H	H	H	H	H		L	L	L	L	J	J	J	J	J	J	L	L	L	L
	68 680	A	A	A	A	A	C	C	C		H	H	H	H	H	H		L	L	L	L	J	J	J	J	J	J	L	L	L	L
	70 700																	L	L	L											
	75 750	A	A	A	A		C	C	C		H	H	H	H	H	H		L	L	L	L	J	J	J	J	J	J	L	L	L	L
	80 800										H	H	H	H	H			L	L	L											
82 820	A	A	A	A	A	C	C	C		H	H	H	H	H	H		L	L	L	L	J	J	J	J	J	J	L	L	L	L	
91 910	A	A	A	A		C	C	C		H	H	H	H	H			L	L	L	L	J	J	J	J	J	J	L	L	L	L	
100 101	A	A	A	A	A	C	C	C	C	H	H	H	H	H	H	H	L	L	L	L	J	J	J	J	J	J	R	R	R	R	
110 111						C	C	C		H	H	H	H	H	H	H	L	L	L												
120 121						C	C	C		H	H	H	H	H	H		L	L	L	L	J	J	J	J	J	J	L	L	L	L	
130 131						C	C	C		H	H	H	H	H			L	L	L		J	J	J	J	J	J	L	L	L	L	
150 151						C	C	C		H	H	H	H	H	H		L	L	L	L	J	J	J	J	J	J	L	L	L	L	
160 161										H	H	H	H	H			L	L	L		J	J	J	J	J	J	L	L	L	L	
180 181						C	C	C		H	H	H	H	H	H		L	L	L	L	J	J	J	J	J	J	L	L	L	L	
200 201						C	C	C		H	H	H	H	H			L	L	L		J	J	J	J	J	J	L	L	L	L	
220 221		A	A	A		C	C	C		H	H	H	H	H	H		L	L	L	L	J	J	J	J	J	J	L	L	L	L	
240 241		A	A	A		C	C	C		H	H	H	H	H	H		L	L	L	L	J	J	J	J	J	J	L	L	L	L	
250 251																	L	L	L												
270 271		A	A	A		C	C	C		H	H	H	H	H	H		L	L	L	L	J	J	J	J	J	J	L	L	L	L	
300 301						C	C	C		H	H	H	H	H			L	L	L	L	J	J	J	J	J	J	L	L	L	L	
330 331		A	A	A		C	C	C		H	H	H	H	H	H	H	L	L	L	L	J	J	J	J	J	J	L	L	L	L	
360 361						C	C	C		H	H	H	H	H			L	L	L	L	J	J	J	J	J	J	L	L	L	L	
390 391						C	C	C		H	H	H	H	H	H		L	L	L	L	M	M	M	M	M	M	L	L	L	L	
430 431						C	C	C		H	H	H	H	H			L	L	L		M	M	M	M	M	M	L	L	L	L	
470 471						C	C	C		H	H	H	H	H	H		L	L	L	L	M	M	M	M	M	M	L	L	L	L	

MAX HEIGHT					
A	C	H	J	L	R
0.22	0.33	0.55	0.70	0.90	1.45



DIELECTRIC		NPO / COG																				
DIMENSION (MM)		GMC32			GMC40			GMC43			GMC45			GMC55			GMC57					
L(L1)		3.2 ± 0.3			4.57 ± 0.25			4.5 ± 0.35			4.5 ± 0.35			5.7 ± 0.4			5.7 ± 0.4					
W		2.5 ± 0.3			2.03 ± 0.25			3.2 ± 0.3			6.3 ± 0.4			5.0 ± 0.4			6.3 ± 0.4					
BW (L2/LW)		0.25 ~ 0.75			0.25 ~ 0.75			0.25 ~ 0.75			0.40 ~ 1.10			0.50 ~ 1.20			0.50 ~ 1.20					
RATED VOLTAGE		16	25	50	100	200	50	100	200	50	100	200	50	100	200	50	100	200	50	100	200	
CAP. RANGE	9.8pF 9R8																					
	9.9 9R9																					
	10 100	R	R	R	R	R	R	R	R	V	V	V	V	V	V	V	V	V	V	V	V	
	11 110	R	R	R	R	R	R	R	R	V	V	V	V	V	V	V	V	V	V	V	V	V
	12 120	R	R	R	R	R	R	R	R	V	V	V	V	V	V	V	V	V	V	V	V	V
	13 130	R	R	R	R	R	R	R	R	V	V	V	V	V	V	V	V	V	V	V	V	V
	15 150	R	R	R	R	R	R	R	R	V	V	V	V	V	V	V	V	V	V	V	V	V
	16 160	R	R	R	R	R	R	R	R	V	V	V	V	V	V	V	V	V	V	V	V	V
	18 180	R	R	R	R	R	R	R	R	V	V	V	V	V	V	V	V	V	V	V	V	V
	20 200	R	R	R	R	R	R	R	R	V	V	V	V	V	V	V	V	V	V	V	V	V
	22 220	R	R	R	R	R	R	R	R	V	V	V	V	V	V	V	V	V	V	V	V	V
	24 240	R	R	R	R	R	R	R	R	V	V	V	V	V	V	V	V	V	V	V	V	V
	27 270	R	R	R	R	R	R	R	R	V	V	V	V	V	V	V	V	V	V	V	V	V
	30 300	R	R	R	R	R	R	R	R	V	V	V	V	V	V	V	V	V	V	V	V	V
	33 330	R	R	R	R	R	R	R	R	V	V	V	V	V	V	V	V	V	V	V	V	V
	36 360	R	R	R	R	R	R	R	R	V	V	V	V	V	V	V	V	V	V	V	V	V
	39 390	R	R	R	R	R	R	R	R	V	V	V	V	V	V	V	V	V	V	V	V	V
	43 430	R	R	R	R	R	R	R	R	V	V	V	V	V	V	V	V	V	V	V	V	V
	47 470	R	R	R	R	R	R	R	R	V	V	V	V	V	V	V	V	V	V	V	V	V
	51 510	R	R	R	R	R	R	R	R	V	V	V	V	V	V	V	V	V	V	V	V	V
	56 560	R	R	R	R	R	R	R	R	V	V	V	V	V	V	V	V	V	V	V	V	V
	62 620	R	R	R	R	R	R	R	R	V	V	V	V	V	V	V	V	V	V	V	V	V
	68 680	R	R	R	R	R	R	R	R	V	V	V	V	V	V	V	V	V	V	V	V	V
	75 750	R	R	R	R	R	R	R	R	V	V	V	V	V	V	V	V	V	V	V	V	V
	82 820	R	R	R	R	R	R	R	R	V	V	V	V	V	V	V	V	V	V	V	V	V
	91 910	R	R	R	R	R	R	R	R	V	V	V	V	V	V	V	V	V	V	V	V	V
	100 101	R	R	R	R	R	R	R	R	V	V	V	V	V	V	V	V	V	V	V	V	V
	110 111	R	R	R	R	R	R	R	R	V	V	V	V	V	V	V	V	V	V	V	V	V
	120 121	R	R	R	R	R	R	R	R	V	V	V	V	V	V	V	V	V	V	V	V	V
	130 131	R	R	R	R	R	R	R	R	V	V	V	V	V	V	V	V	V	V	V	V	V
150 151	R	R	R	R	R	R	R	R	V	V	V	V	V	V	V	V	V	V	V	V	V	
160 161	R	R	R	R	R	R	R	R	V	V	V	V	V	V	V	V	V	V	V	V	V	
180 181	R	R	R	R	R	R	R	R	V	V	V	V	V	V	V	V	V	V	V	V	V	
200 201	R	R	R	R	R	R	R	R	V	V	V	V	V	V	V	V	V	V	V	V	V	
220 221	R	R	R	R	R	R	R	R	V	V	V	V	V	V	V	V	V	V	V	V	V	
240 241	R	R	R	R	R	R	V	V	V	V	V	V	V	V	V	V	V	V	V	V	V	
270 271	R	R	R	R	R	R	V	V	V	V	V	V	V	V	V	V	V	V	V	V	V	
300 301	R	R	R	R	R	R	V	V	V	V	V	V	V	V	V	V	V	V	V	V	V	
330 331	R	R	R	R	R	R	V	V	V	V	V	V	V	V	V	V	V	V	V	V	V	
360 361	R	R	R	R	R	R	V	V	V	V	V	V	V	V	V	V	V	V	V	V	V	
390 391	R	R	R	R	R	R	V	V	V	V	V	V	V	V	V	V	V	V	V	V	V	
430 431	R	R	R	R	R	R	V	V	V	V	V	V	V	V	V	V	V	V	V	V	V	
470 471	R	R	R	R	R	R	V	V	V	V	V	V	V	V	V	V	V	V	V	V	V	

MAX HEIGHT	
R	V
1.45	2.20

**NPO / COG**

DIELECTRIC		NPO / COG																			
DIMENSION (MM)		GMC32					GMC40			GMC43			GMC45			GMC55			GMC57		
L(L1)		3.2 ± 0.3					4.57 ± 0.25			4.5 ± 0.35			4.5 ± 0.35			5.7 ± 0.4			5.7 ± 0.4		
W		2.5 ± 0.3					2.03 ± 0.25			3.2 ± 0.3			6.3 ± 0.4			5.0 ± 0.4			6.3 ± 0.4		
BW(L2/LW)		0.25 ~ 0.75					0.25 ~ 0.75			0.25 ~ 0.75			0.40 ~ 1.10			0.50 ~ 1.20			0.50 ~ 1.20		
RATED VOLTAGE		16	25	50	100	200	50	100	200	50	100	200	50	100	200	50	100	200	50	100	200
CAP. RANGE	500pF	501																			
	510	511	R	R	R	R	R	V	V	V	V	V	V	V	V	V	V	V	V	V	V
	560	561	R	R	R	R	R	V	V	V	V	V	V	V	V	V	V	V	V	V	V
	620	621						V	V	V	V	V	V	V	V	V	V	V	V	V	V
	680	681	R	R	R	R	R	V	V	V	V	V	V	V	V	V	V	V	V	V	V
	750	751	R	R	R	R	R	V	V	V	V	V	V	V	V	V	V	V	V	V	V
	820	821	R	R	R	R	R	V	V	V	V	V	V	V	V	V	V	V	V	V	V
	910	911	R	R	R	R	R	V	V	V	V	V	V	V	V	V	V	V	V	V	V
	1000	102	R	R	R	R	R	V	V	V	V	V	V	V	V	V	V	V	V	V	V
	1100	112						V	V	V	V	V	V	V	V	V	V	V	V	V	V
	1200	122	R	R	R	R	R	V	V	V	V	V	V	V	V	V	V	V	V	V	V
	1500	152	R	R	R	R	R	V	V	V	V	V	V	V	V	V	V	V	V	V	V
	1800	182	R	R	R	R	R	V	V	V	V	V	V	V	V	V	V	V	V	V	V
	2000	202						V	V	V	V	V	V	V	V	V	V	V	V	V	V
	2200	222	R	R	R	R	R	V	V	V	V	V	V	V	V	V	V	V	V	V	V
	2400	242	R	R	R	R	R	V	V	V	V	V	V	V	V	V	V	V	V	V	V
	2700	272	R	R	R	R	R	V	V	V	V	V	V	V	V	V	V	V	V	V	V
	3000	302						V	V	V	V	V	V	V	V	V	V	V	V	V	V
	3300	332	R	R	R	R	R	V	V	V	V	V	V	V	V	V	V	V	V	V	V
	3900	392	R	R	R	R	R	V	V	V	V	V	V	V	V	V	V	V	V	V	V
	4700	472	R	R	R	R	R	V	V	V	V	V	V	V	V	V	V	V	V	V	V
	5600	562	R	R	R	R	R	V	V	V	V	V	V	V	V	V	V	V	V	V	V
	6800	682	R	R	R	R	R	V	V	V	V	V	V	V	V	V	V	V	V	V	V
	7500	752	R	R	R	R	R	V	V	V	V	V	V	V	V	V	V	V	V	V	V
	8200	822	R	R	R	R	R	V	V		V	V	V	V	V	V	V	V	V	V	V
	0.01µF	103	R	R	R	R	R	V	V		V	V	V	V	V	V	V	V	V	V	V
	0.012	123	P	P	P	P	P	V	V		V	V	V	V	V	V	V	V		V	V
	0.015	153	P	P	P	P	P	V			V	V	V	V	V	V	V	V		V	V
	0.018	183	V	V	V	V	V	V			V	V	V	V	V	V	V	V		V	V
0.022	223	V	V	V	V	V				V	V	V	V	V	V	V	V		V	V	
0.027	273	V	V	V	V	V				V	V	V	V	V	V	V			V	V	
0.033	333	V	V	V	V	V				V	V	V	V	V					V	V	
0.039	393	V	V	V	V	V				Y	Y	Y	V	V					V	V	
0.047	473	V	V	V	V	V				Y	Y	Y	V	V					V	V	
0.056	563	V	V	V	V					Y	Y	Y	V	V					V	V	
0.068	683	V	V	V	V					Y	Y	Y	V	V					V	V	
0.082	823	V	V	V	V					Y	Y	Y	V				Y	Y		V	
0.1	104	V	V	V	V					Y	Y	Y	V				Y	Y		V	
0.12	124	A5	A5	A5						Y	Y		V				V	V		Y	
0.15	154	W	W	W						Y	Y		V				V	V			
0.18	184									Y							V	V			
0.22	224	W	W							A2							V	V			
0.27	274																V	V			
0.33	334																V	V			
0.47	474																V				
1	105																				
2.2	225																				
4.7	475																				

MAX HEIGHT						
R	P	I	W	Y	A2	A5
1.45	1.35	2.2	2.3	2.8	3.5	2.60







DIELECTRIC	X7R																																									
DIMENSION (MM)	GMC01				GMC02				GMC04				GMC10				GMC21				GMC31																					
L(L1)	0.4 ± 0.02				0.6 ± 0.03				1.0 ± 0.05				1.6 ± 0.2				2.0 ± 0.3				3.2 ± 0.3																					
W	0.2 ± 0.02				0.3 ± 0.03				0.5 ± 0.05				0.8 ± 0.2				1.25 ± 0.2				1.6 ± 0.2																					
BW(L2/LW)	0.07 ~ 0.14				0.15 ± 0.05				0.1 ~ 0.35				0.1 ~ 0.4				0.25 ~ 0.75				0.25 ~ 0.75																					
RATED VOLTAGE	6.3	10	16	6.3	10	16	25	50	6.3	10	16	25	35	50	100	4	6.3	10	16	25	35	50	100	200	6.3	10	16	25	35	50	63	100	200	6.3	10	16	25	35	50	100	200	
4700pF 472				C	C	C	C		H	H	H	H	H	H	H	L	L	L	L	L	L	L	L	L	M	M	M	M	M	M	M	M	R	R	R	R	R	R	R	R		
5600 562				C	C	C	C		H	H	H	H	H	H		L	L	L	L	L	L	L	L	L	M	M	M	M	M	M	M	M	M	R	R	R	R	R	R	R	R	
6800 682				C	C	C	C		H	H	H	H	H	H		L	L	L	L	L	L	L	L	L	M	M	M	M	M	M	M	M	M	R	R	R	R	R	R	R	R	
8200 822				C	C	C	C		H	H	H	H	H	H	H	L	L	L	L	L	L	L	L	L	M	M	M	M	M	M	M	M	M	R	R	R	R	R	R	R	R	
0.01uF 103				C	C	C	C		H	H	H	H	H	H	H	L	L	L	L	L	L	L	L	L	M	M	M	M	M	M	M	M	M	R	R	R	R	R	R	R	R	
0.012 123									H	H	H	H	H	H		L	L	L	L	L	L	L	L	L	M	M	M	M	M	M	M	M	M	R	R	R	R	R	R	R	R	
0.015 153									H	H	H	H	H	H		L	L	L	L	L	L	L	L	L	M	M	M	M	M	M	M	M	M	R	R	R	R	R	R	R	R	
0.018 183									H	H	H	H	H	H		L	L	L	L	L	L	L	L	L	M	M	M	M	M	M	M	M	M	R	R	R	R	R	R	R	R	
0.02 203																L	L	L	L	L	L	L	L	L	M	M	M	M	M	M	M	M	M	R	R	R	R	R	R	R	R	
0.022 223						C			H	H	H	H	H	H	H	L	L	L	L	L	L	L	L	L	M	M	M	M	M	M	M	M	M	R	R	R	R	R	R	R	R	
0.027 273									H	H	H	H	H	H		L	L	L	L	L	L	L	L	L	M	M	M	M	M	M	M	M	M	R	R	R	R	R	R	R	R	
0.033 333									H	H	H	H	H	H		M	M	M	M	M	M	M	M	M	M	M	M	M	M	M	M	R	R	R	R	R	R	R	R	R	R	
0.039 393									H	H	H	H	H	H		M	M	M	M	M	M	M	M	M	M	M	M	M	M	M	M	R	R	R	R	R	R	R	R	R	R	T
0.047 473									H	H	H	H	H	H		M	M	M	M	M	M	M	M	M	M	M	M	M	M	M	R	R	R	R	R	R	R	R	R	R	T	
0.056 563									H	H	H	H	H	J		M	M	M	M	M	M	M	M	M	M	M	M	M	M	R	R	R	R	R	R	R	R	R	R	R	T	
0.068 683									H	H	H	H	H	J		M	M	M	M	M	M	M	M	M	M	M	M	M	M	R	R	R	R	R	R	R	R	R	R	R	T	
0.082 823									H	H	H	H	H	J		M	M	M	M	M	M	M	M	M	M	M	M	M	M	R	R				R	R	R	R	R	R	T	
0.1 104				C	C	C			H	H	H	H	H	J		M	M	M	M	M	M	M	M	M	M	M	M	M	R	R			M	M	M	M	M	M	M	M		
0.12 124																M	M	M	M	M	M	M	M	M	M	M	M	M	M	R	R			M	M	M	M	M	M	T		
0.15 154									H	H	H	H				M	M	M	M	M	M	M	M	M	M	M	M	M	R	R	R	R	R	R	R	R	P	P	P	P	P	T
0.18 184																M	M	M	M	M	M	M	M	M	M	M	M	M	R	R	R	R	R	R	R	R	P	P	P	P	P	T
0.22 224									I	I	I	I	I			M	M	M	M	M	M	M	M	M	M	M	M	M	R	R	R	R	R	R	R	Q	Q	Q	Q	Q	T	
0.27 274									H	H						M	M	M	M	M	M	M	M	M	M	M	M	M	R	R	R	R	R	R	Q	Q	Q	Q	Q	T		
0.33 334									H	H						M	M	M	M	M	M	M	M	M	M	M	M	M	R	R	R	R	R	R	Q	Q	Q	Q	Q	T		
0.39 394																M	M	M	M	M	M	M	M	M	M	M	M	M	R	R	R	R	R	R	U	U	U	U	U	U	U	
0.47 474									H	H						M	M	M	M	M	M	M	M	M	M	M	M	R	R	R	R	R	R	U	U	U	U	U	U	U	U	
0.56 564																M	M	M	M						M	M	M	M	R	R	R	R	R	U	U	U	U	U	U	U	U	
0.68 684																M	M	M	M	M	M				M	M	M	M	R	R	R	R	R	U	U	U	U	U	U	U	U	
0.82 824																M	M	M	M						M	M	M	M	R	R	R	R	R	U	U	U	U	U	U	U	U	
1 105									H*	H*						M	M	M	M	M	M	N			M	M	M	M	R	R	R	R	R	R	T	T	T	T	T	T		
1.5 155																N	N	N							M	M	M	M	R	R	R	R	R	U	U	U	U	U	U	U		
2.2 225									I*	I*						L	L	L	O	O				M	M	M	M	R	R	R	R	R	A3	A3	A3	A3	A3	A3	U			
3.3 335																								M	M	M	M	R	R	R	R		U	U	U	U	U	U	U	U		
4.7 475																L	L	L	N					M	M	M	M	R	R	R	R	R	U	U	U	U	U	U	U	U		
6.8 685																								M	M	M	M	R	R	R			U	U	U	U	U	U	U	U		
10 106																N	N	N						M	M	M	M	R	R	R	R	Q	Q	Q	R	U	U	U	U	U		
22 226																								M	M	M	M	R	R				U	U	U							
33 336																								M	M	M	M	R														
47 476																								M	M	M	M	R														
100 107																								M	M	M	M	R														
150 157																								M	M	M	M	R														
220 227																								M	M	M	M	R														

\* L 1.0±0.10 | W 0.5±0.10  
 \* 1 L 1.0±0.15 | W 0.5±0.15

MAX HEIGHT												
C	H	I	J	L	M	N	O	P	Q	R	A3	U
0.33	0.55	0.65	0.70	0.90	0.95	1.00	1.10	1.35	1.40	1.45	1.70	1.80











DIELECTRIC		X5R																																		
DIMENSION (MM)		GMC01				GMC02					GMC04						GMC10					GMC21														
L(L1)		0.4 ± 0.02				0.6 ± 0.03					1.0 ± 0.05						1.6 ± 0.2					2.0 ± 0.3														
W		0.2 ± 0.02				0.3 ± 0.03					0.5 ± 0.05						0.8 ± 0.2					1.25 ± 0.2														
BW(L2/LW)		0.07 ~ 0.14				0.15 ± 0.05					0.1 ~ 0.35						0.1 ~ 0.4					0.25 ~ 0.75														
RATED VOLTAGE		4	6.3	10	16	4	6.3	10	16	25	35	50	4	6.3	10	16	25	35	50	63	100	6.3	10	16	25	35	50	100	4	6.3	10	16	25	35	50	100
1000pF	102	A	A	A	A	C	C	C	C	C	C	C	H	H	H	H	H	H	H					L	L	L	L	L	L	L						
1200	122	A	A			C	C	C	C	C	C	C	H	H	H	H	H	H	H					L	L	L	L	L	L	L						
1500	152	A	A	A	A	C	C	C	C	C	C	C	H	H	H	H	H	H	H					L	L	L	L	L	L	L						
1800	182	A	A			C	C	C	C	C	C	C	H	H	H	H	H	H	H					L	L	L	L	L	L	L						
2200	222	A	A	A	A	C	C	C	C	C	C	C	H	H	H	H	H	H	H					L	L	L	L	L	L	L						
2700	272	A	A			C	C	C	C	C	C	C	H	H	H	H	H	H	H					L	L	L	L	L	L	L						
3300	332	A	A	A		C	C	C	C	C	C	C	H	H	H	H	H	H	H					L	L	L	L	L	L	L						
3900	392	A	A			C	C	C	C	C	C	C	H	H	H	H	H	H	H					L	L	L	L	L	L	L						
4700pF	472	A	A	A	A	C	C	C	C	C	C	C	H	H	H	H	H	H	H					L	L	L	L	L	L	L						
5600	562	A	A	A		C	C	C	C	C	C	C	H	H	H	H	H	H	H					L	L	L	L	L	L	L						
6800	682	A	A	A	A	C	C	C	C	C	C	C	H	H	H	H	H	H	H					L	L	L	L	L	L	L						
8200	822	A	A			C	C	C	C	C	C	C	H	H	H	H	H	H	H					L	L	L	L	L	L	L						
0.01uF	103	A	A	A	A	C	C	C	C	C	C	C	H	H	H	H	H	H	H					L	L	L	L	L	L	L						
0.012	123					C	C	C	C				H	H	H	H	H	H	H					L	L	L	L	L	L	L						
0.015	153	A	A			C	C	C	C				H	H	H	H	H	H	H					L	L	L	L	L	L	L						
0.018	183					C	C	C	C				H	H	H	H	H	H	H					L	L	L	L	L	L	L						
0.02	203																							L	L	L	L	L	L	L						
0.022	223	A	A			C	C	C	C	C			H	H	H	H	H	H	H					L	L	L	L	L	L	L						
0.027	273	A	A			C	C	C	C				H	H	H	H	H	H	H					L	L	L	L	L	L	L						
0.033	333	A	A			C	C	C	C				H	H	H	H	H	H	H					M	M	M	M	M	M	M	M	M	M	M		
0.039	393					C	C	C	C				H	H	H	H	H	H	H					M	M	M	M	M	M	M	M	M	M	M		
0.047	473	A	A			C	C	C	C				H	H	H	H	H	H	H					M	M	M	M	M	M	M	M	M	M	M		
0.056	563					C	C	C	C				H	H	H	H	H	J	J					M	M	M	M	M	M	M	M	M	M	M		
0.068	683	A	A			C	C	C	C				J	J	J	J	J	J	J					M	M	M	M	M	M	M	M	M	M	M		
0.082	823					C	C	C	C				H	H	H	H	H	J	J					M	M	M	M	M	M	M	M	M	M	M		
0.1	104	A	A	A		C	C	C	C	C	C		H	H	H	H	H	J	J			H		M	M	M	M	M	M	M	M	M	M			
0.12	124					C	C	C					H	H	H									M	M	M	M	M	M	M	M	M	M	M		
0.15	154					C	C	C	C	D			H	H	H	H	H							M	M	M	M	M	M	M	M	M	M	M		
0.18	184												H	H	H									M	M	M	M									
0.22	224	A	A			C	C	C	C	D			I	I	I	I	I	H	H	H				M	M	M	M	M	M	M	M	M	M	M		
0.27	274	A	A										H	H	H									M	M	M										
0.33	334					E	E	E					H	H	H	H	H	H					M	M	M	M	M	M	M	M	M	M	M			
0.39	394												H	H	H									M	M	M										
0.47	474	B				C	C	C	E*				J	J	J	J	J	J	J					M	M	M	M	M	M	M	M	M	M	M		
0.56	564												H	H	H									M	M	M										
0.68	684												H	H	H	H	H	H						M	M	M	M	M	M	M	M	M	M	M		
0.82	824												H	H	H									M	M	M										
1	105	F	F			C*	C*	C*	C*				H	H	H	H	H	H	H					M	M	M	M	M	M	M	M	M	M	M		
1.5	155					C	C																	N	N	N										
2.2	225					E*	E*	E*					I	I	I	I	I	I						N	N	N	N	N	N							
3.3	335												H	J#	J#									N	N											
4.7	475					H*	H*						J*	J*	J*	J*									N	N	N	N	N							
6.8	685																																			
10	106					H*							K*	K*	K*										N	N	N	N	N							
15	156												H	H											N	N										
18	186												I*	I*																						
22	226												K*	K*	K*										N	N	N									
33	336																																			
47	476																								N*	N*										
100	107																																			

GMC02 - \* L 0.6 ± 0.09 | W 0.3 ± 0.09  
 GMC04 - \* L 1.00 ± 0.2 | W 0.5 ± 0.2  
 GMC04 - # L 1.00-0.05/+0.2 / W 0.50-0.05/+0.2  
 GMC10 - \* L 1.6 ± 0.3 | W 0.8+/-0.3

MAX HEIGHT														
A	B	C	D	E	F	H	I	J	K	L	M	N	R	S
0.22	0.25	0.33	0.35	0.39	0.45	0.55	0.65	0.70	0.80	0.90	0.95	1.00	1.45	1.5

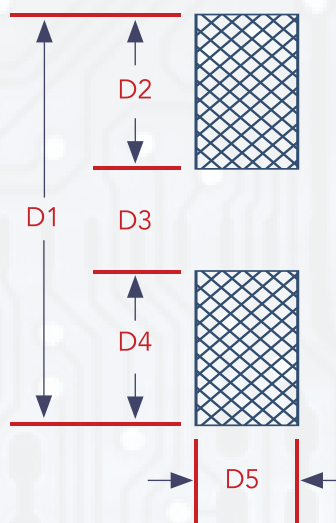
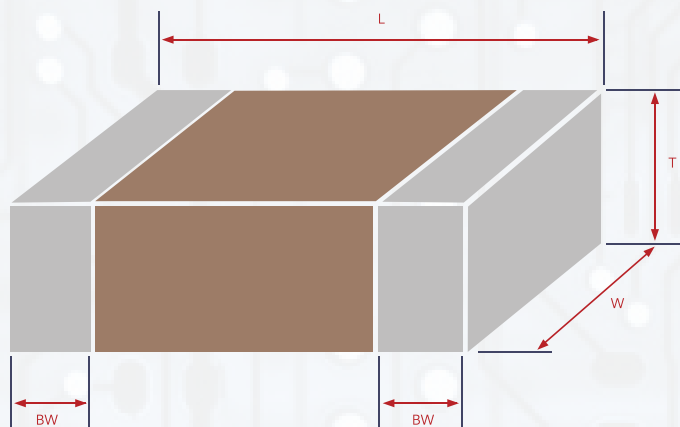
DIELECTRIC		X5R																																
DIMENSION (MM)		GMC31								GMC32								GMC43								GMC55								
L(L1)		3.2 ± 0.3								3.2 ± 0.3								4.5 ± 0.35								5.7 ± 0.4								
W		1.6 ± 0.2								2.5 ± 0.3								3.2 ± 0.3								5.0 ± 0.4								
BW(L2/LW)		0.25 ~ 0.75								0.25 ~ 0.75								0.25 ~ 0.75								0.50 ~ 1.2								
CAP. RANGE	RATED VOLTAGE	4	6.3	10	16	25	35	50	100	4	6.3	10	16	25	35	50	63	100	6.3	10	16	25	35	50	100	6.3	10	16	25	50	100			
	0.1	104	M	M	M	M	M	M	M	M	V	V	V	V	V	V	V	V	V															
0.12	124	M	M	M	M	M	M	M	M	O	O	O	O	O	O	O	O	O																
0.15	154	P	P	P	P	P	P	P	T	O	O	O	O	O	O	O	O	O																
0.18	184	P	P	P	P	P	P	P	T	O	O	O	O	O	O	O	O	O																
0.22	224	Q	Q	Q	Q	Q	Q	Q	T	O	O	O	O	O	O	O	O	O																
0.27	274	Q	Q	Q	Q	Q	Q	Q	T	O	O	O	O	O	O	O	O	O																
0.33	334	Q	Q	Q	Q	Q	Q	Q	T	O	O	O	O	O	O	O	O	O																
0.39	394	U	U	U	U	U	U	U	U	O	O	O	O	O	R	R	Y	Y																
0.47	474	U	U	U	U	U	U	U	U	O	O	O	O	O	O	O	O	O																
0.56	564	U	U	U	U	U	U	U	U	R	R	R	R	R	R	R	R	Y																
0.68	684	U	U	U	U	U	U	U	U	O	O	O	O	O	O	O	O	O																
0.82	824	U	U	U	U	U	U	U	U	O	O	O	O	O	O	O	O	O																
1	105	T	T	T	T	T	T	T	T	T	T	T	T	T	T	T	T	Y																
1.5	155	U	U	U	U	U	U	U	U	Z	Z	Z	Z	Z	Z	Z	Z	Z																
2.2	225	U	U	U	U	U	U	U	U	Y	Y	Y	Y	Y	Y	Y	Y	Y																
3.3	335	U	U	U	U	U	U	U	U	Z	Z	Z	Z	Z	Z	Z	Z	Z	Y	Y	Y	Y	Y	Y	Y	Y	V	V	V	V	V	V	V	
4.7	475	U	U	U	U	U	U	U	U	Z	Z	Z	Z	Z	Z	Z	Z	Z	V	V	V	V	V	V	V	Y	V	V	V	V	V	V	V	V
6.8	685	U	U	U	U	U	U	U	U	Z	Z	Z	Z	Z	Z	Z	Z	Z	Y	Y	Y	Y	Y	Y	Y	Y	V	V	V	V	V	V	V	V
10	106	U	U	U	U	U	U	U	U	Y	Y	Y	Y	Y	Y	Y	Y	Y	Y	Y	Y	Y	Y	Y	Y	Y	Y	Y	Y	Y	Y	Y	Y	
15	156	T	T	T	T	T	T	T	T	Y	Y	Y	Y	Y	Y	Y	Y	Y	A1	A1	A1	A1					A1	A1	A1					
22	226	T	T	T	T	T	T	T	T	Y	Y	Y	Y	Y	Y	Y	Y	Y	Y	Y	Y	Y	Y	Y	Y	Y	Y	Y	Y	Y	Y	Y	Y	
33	336	T	T	T	T	T	T	T	T	V	V	V	V	V	V	V	V	V	Y	Y	Y	Y	Y	Y	Y	Y	V	V	V					
47	476	T	T	T	T	T	T	T	T	A3	A3	A3	A3	Y					A1	A1	A1						X	X	X	X				
68	686	U	U	U						V	V								A1	A1							X	X						
100	107	T	T	T						Y	Y	Y	Y	Y					A1	A1							A1	A1						
220	227	U*	U*							Y	Y	Y																						
330	337									Y	Y																							

GMC31 - \* L3.2 ± 0.3 | W1.6+/-0.3

MAX HEIGHT												
M	O	P	Q	R	T	U	V	X	A3	Y	Z	A1
0.95	1.1	1.35	1.40	1.45	1.80	1.90	2.2	2.5	2.7	2.8	2.9	3.1



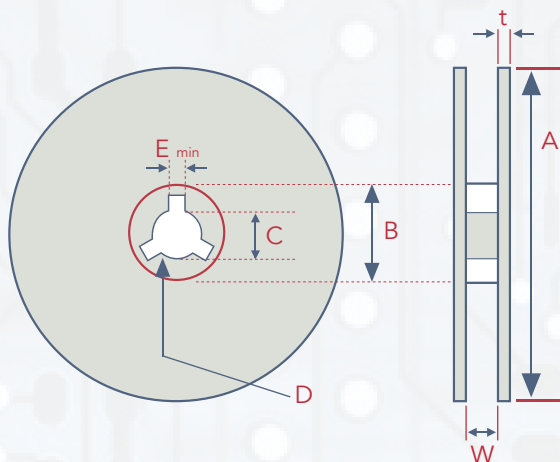
LAND PATTERN & DIMENSIONS



CASE SIZE	D1	D2	D3	D4	D5
0201 (0603)	0.85 (0.033)	0.30 (0.012)	0.25 (0.010)	0.30 (0.012)	0.35 (0.014)
0402 (1005)	1.70 (0.067)	0.60 (0.024)	0.50 (0.020)	0.60 (0.024)	0.50 (0.020)
0603 (1608)	2.30 (0.091)	0.80 (0.031)	0.70 (0.028)	0.80 (0.031)	0.75 (0.030)
0805 (2012)	3.00 (0.118)	1.00 (0.039)	1.00 (0.039)	1.00 (0.039)	1.25 (0.049)
1206 (3216)	4.00 (0.157)	1.00 (0.039)	2.00 (0.079)	1.00 (0.039)	1.60 (0.063)
1210 (3225)	4.00 (0.157)	1.00 (0.039)	2.00 (0.079)	1.00 (0.039)	2.50 (0.098)
1808 (1808)	5.60 (0.220)	1.00 (0.039)	3.60 (0.142)	1.00 (0.039)	2.00 (0.079)
1812 (4532)	5.60 (0.220)	1.00 (0.039)	3.60 (0.142)	1.00 (0.039)	3.00 (0.118)
1825 (4564)	5.60 (0.220)	1.00 (0.039)	3.60 (0.142)	1.00 (0.039)	6.35 (0.250)
2220 (5750)	6.60 (0.260)	1.00 (0.039)	4.60 (0.181)	1.00 (0.039)	5.00 (0.197)
2225 (5763)	6.60 (0.260)	1.00 (0.039)	4.60 (0.181)	1.00 (0.039)	6.35 (0.250)

## PACKAGING (TAPING)

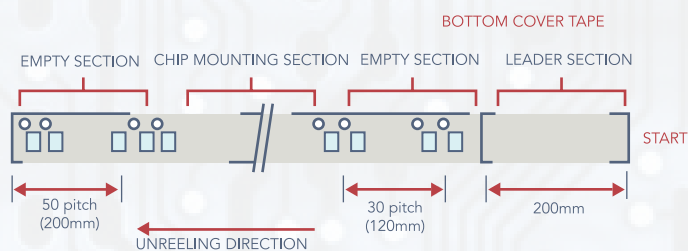
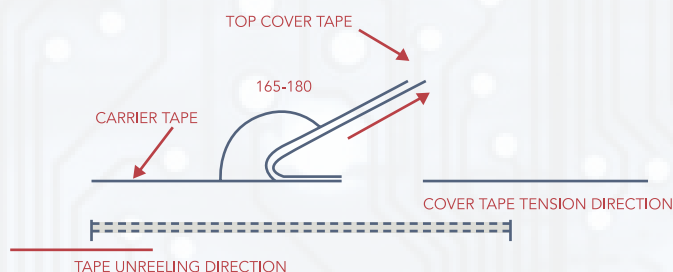
- Per EIA-481 - Reel Type Size



UNIT: MM

SYMBOL	TAPE WIDTH	A	B	C	D	E	W	t
7" Reel	8mm	Ø178±2.0	MINØ50	Ø13±0.5	21±0.8	2.0±0.5	10±0.5	0.9±0.2
	12mm	Ø178±2.0	MINØ50	Ø13±0.5	21±0.8	2.0±0.5	13±0.5	1.2±0.2
10" Reel	8mm	Ø258±2.0	MINØ70	Ø13±0.5	21±0.8	2.0±0.5	10±0.5	1.8±0.2
13" Reel	8mm	Ø330±2.0	MINØ70	Ø13±0.5	21±0.8	2.0±0.5	10±0.5	1.8±0.2
	12mm	Ø330±2.0	MINØ70	Ø13±0.5	21±0.8	2.0±0.5	13±0.5	2.2±0.2

- Carrier Tape (Standard)



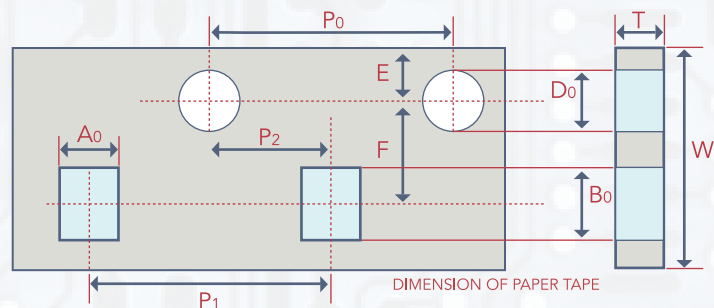
- To peel off the cover tape by the method shown in the right figure apply a peel-off force of 20GF - 60GF (card board); 10GF - 75GF (plastic tape).

- The cover tape should not touch the top or bottom of the chip.

- If the cover tape has been peeled off it may be difficult to remove the chip due to punch-hole clearance, dirt, and debris. Make sure therefore that no paper waste will adhere to and block the absorption nozzle.

- If the cover tape has been peeled off from the top, stick it back on with a suitable adhesive.

- Follow the illustration for the start and end of the winding operation.



CARDBOARD CARRIER TAPE FOR 01005, 0201, 0402, 0603, 0805, 1206

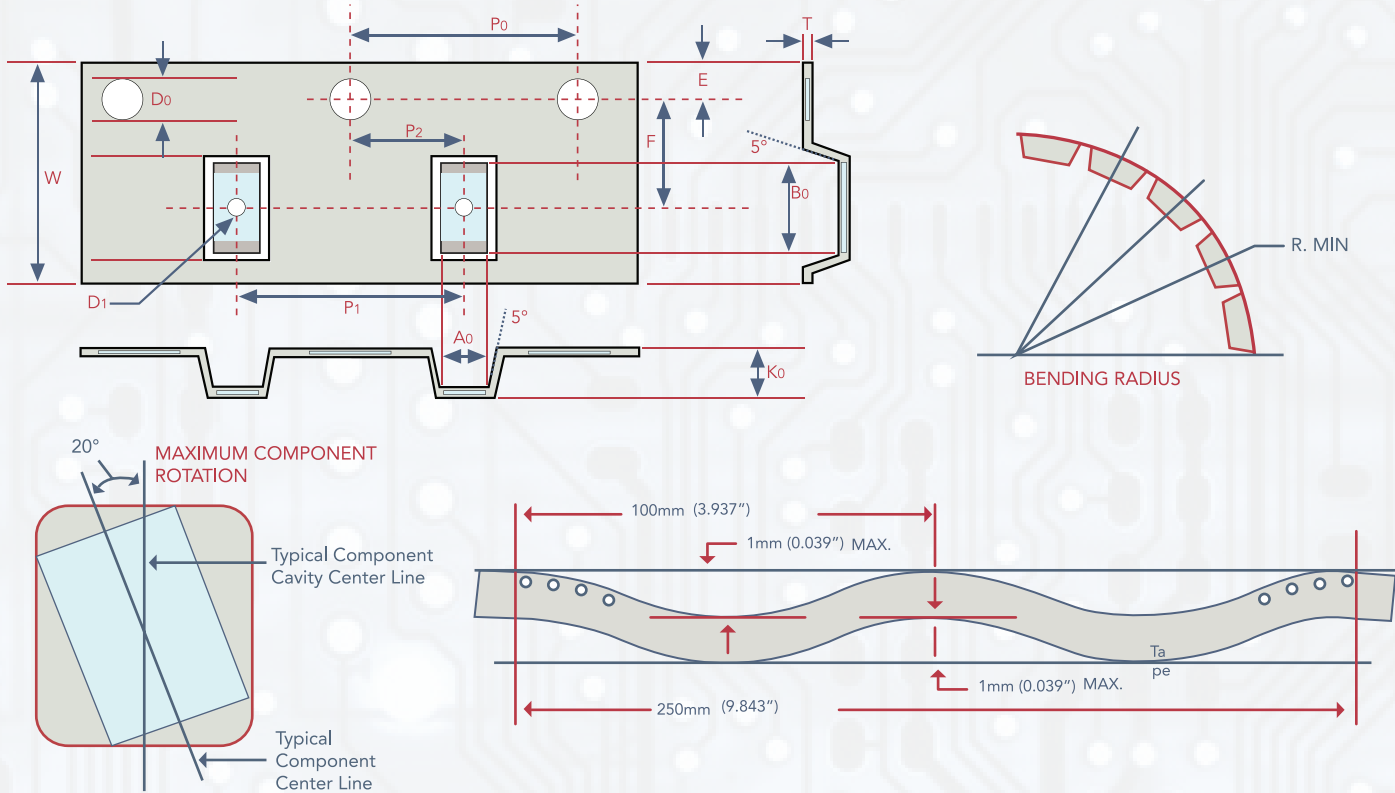
UNIT: MM

TYPE	A <sub>0</sub>	B <sub>0</sub>	T	K <sub>0</sub>	W	P <sub>0</sub>	10XP <sub>0</sub>	P <sub>1</sub>	P <sub>2</sub>	D <sub>0</sub>	D <sub>1</sub>	E	F	MOUNTING HOLE	STD. REEL QTY 7"	OPTIONAL REEL QTY (10/13")
1005	0.25±0.04	0.45±0.04	0.36±0.05	*	8.0±0.30	4.0±0.10	40.0±0.10	2.0±0.5	2.0±0.5	1.5±0.1	*	1.75±0.1	3.5±0.05	Angular Punch Hole	20,000	50,000 D
0201	0.39±0.07	0.69±0.07	<0.50	*	8.0±0.10	4.0±0.10	40.0±0.10	2.0±0.5	2.0±0.5	1.55±0.05	*	1.75±0.05	3.5±0.05		10,000 15,000	50,000 D
0402	0.7±0.20	1.2±0.20	<0.80	*	8.0±0.10	4.0±0.10	40.0±0.10	2.0±0.5	2.0±0.5	1.55±0.05	*	1.75±0.05	3.5±0.05		10,000	20,000 C 40,000 D 50,000 G
0603	1.1±0.20	1.9±0.20	<1.20	*	8.0±0.10	4.0±0.10	40.0±0.10	4.0±0.5	4.0±0.5	1.55±0.05	*	1.75±0.05	3.5±0.05		4,000	10,000 D 15,000 G
0805	1.65±0.20	2.4±0.20	<1.30	*	8.0±0.10	4.0±0.10	40.0±0.10	4.0±0.5	4.0±0.5	1.55±0.05	*	1.75±0.05	3.5±0.05		4,000	10,000 D 15,000 G 20,000 Q
1206	2.0±0.20	3.6±0.20	<1.30	*	8.0±0.10	4.0±0.10	40.0±0.10	4.0±0.5	4.0±0.5	1.55±0.05	*	1.75±0.05	3.5±0.05		4,000	10,000 D 15,000 G 20,000 Q



# PACKAGING (TAPING)

## - Tape & Reel Dimensions



Embossed plastic carrier tape for 0805/1206/1210/1808/1812/1825/2220 AND 2225 type

TYPE	A <sub>0</sub>	B <sub>0</sub>	T	K <sub>0</sub>	W	P <sub>0</sub>	10XP <sub>0</sub>	P <sub>1</sub>	P <sub>2</sub>	D <sub>0</sub>	D <sub>1</sub>	E	F	MOUNTING HOLE	STD. REEL QTY 7"	OPTIONAL REEL QTY (10/13")
0805	<1.80	<2.70	0.23±0.10	<2.50	8.0±0.20	4.0±0.10	40.0±0.20	4.0±0.10	2.0±0.05	1.5±0.10	1.0±0.10	1.75±0.10	3.5±0.05	Angular Punch Hole	2,000 3,000	10,000 D 15,000 G
1206	<2.30	<4.00	0.23±0.10	<2.50	8.0±0.20	4.0±0.10	40.0±0.20	4.0±0.10	2.0±0.05	1.5±0.10	1.0±0.10	1.75±0.10	3.5±0.05		2,000 3,000	8,000 D 10,000 G
1210	<3.20	<3.95	0.23±0.10	<3.00	8.0±0.20	4.0±0.10	40.0±0.20	4.0±0.10	2.0±0.05	1.5±0.10	1.0±0.10	1.75±0.10	3.5±0.05		500 1,000 2,000 3,000	4,000 D 8,000 G
1808	<2.50	<5.30	0.25±0.10	<2.50	12.0±0.20	4.0±0.10	40.0±0.20	4.0±0.10	2.0±0.05	1.5±0.10	1.0±0.10	1.75±0.10	5.5±0.10		1,000 2,000 3,000	
1812	<3.90	<5.30	0.25±0.10	<3.50	12.0±0.20	4.0±0.10	40.0±0.20	8.0±0.10	2.0±0.05	1.5±0.10	1.5±0.10	1.75±0.10	5.5±0.10		500 1,000	3,000 D
1825	<6.80	<5.30	0.30±0.10	<3.10	12.0±0.20	4.0±0.10	40.0±0.20	8.0±0.10	2.0±0.05	1.5±0.10	1.5±0.10	1.75±0.10	5.5±0.10		500 1,000	
2220	<5.80	<6.50	0.30±0.10	<3.10	12.0±0.20	4.0±0.10	40.0±0.20	8.0±0.10	2.0±0.05	1.5±0.10	1.5±0.10	1.75±0.10	5.5±0.10		500 700 1,000	1,000 D
2225	<6.80	<6.50	0.30±0.10	<3.10	12.0±0.20	4.0±0.10	40.0±0.20	8.0±0.10	2.0±0.05	1.5±0.10	1.5±0.10	1.75±0.10	5.5±0.10		500 700	

**WARRANTY:**  
All passive components supplied by Cal-Chip Electronics, Inc. 59 Steamwhistle Drive, Ivyland, PA. 18974, are under warranty for a period of 2 years from the date of manufacture. Product will meet or exceed all reliability and test specifications expressed by Cal-Chip for the above mentioned time period provided storage conditions (stated below) are met. Product Storage Instructions:

- 1) Product must be kept away from direct sunlight.
- 2) Product must be stored in the following conditions - Temperature; 5 to 35 degrees Celsius / 40 to 95 degrees Fahrenheit Humidity; 45 to 85%
- 3) Product to be kept free of moisture, dirt and debris.

**\*\*WHEN THESE CONDITIONS ARE NOT MET, PRODUCT LIFE COULD BE SHORTENED\*\*\*\***

**NOTICE:** Specifications are subject to change without notice. Contact your nearest Cal-Chip Sales Office for the latest specifications. All statements, information and data given herein are believed to be accurate and reliable, but are presented without guarantee, warranty, or responsibility of any kind, expressed or implied. Statements or suggestions concerning possible use of our products are made without representation or warranty that any such use is free of patent infringement and are not recommendations to infringe any patent. The user should not assume that all safety measures are indicated or that other measures may not be required. Specifications are typical and may not apply to all applications.

### BARCODE LABEL