DATE	REV	ECN	APP'D. BY
1/5/15	A7	10165	TRM
3-14-16	A8	10604	TRM

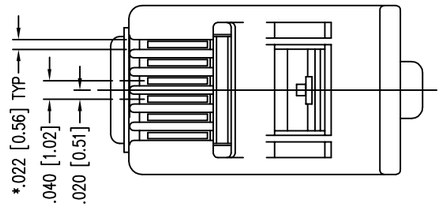

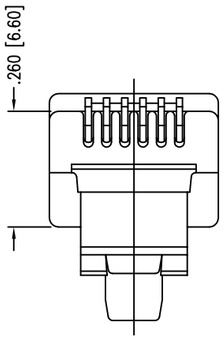

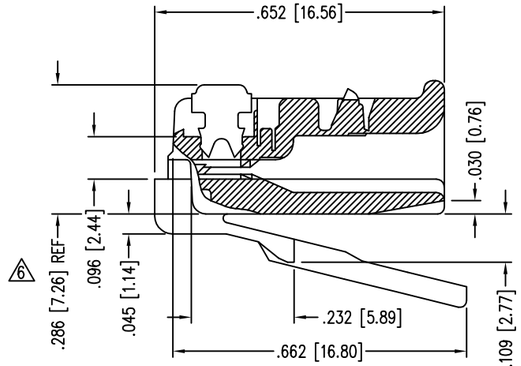

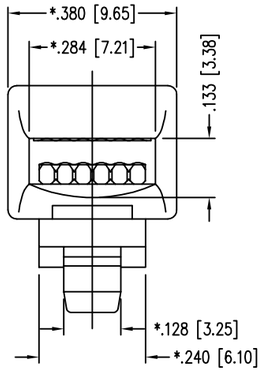

NOTES:
1- PLUG KIT CONSISTS OF :
PRE-INSERTED PLUG HOUSING
2- MATERIALS :
FRONT HOUSING PLASTIC : CLEAR POLYCARBONATE, UL 94-V0
CONTACTS : PHOSPHOR BRONZE, SELECTIVE GOLD PLATING
3- CONTACTS TERMINATE STRANDED CONDUCTORS UP TO .037 [0.94] OUTSIDE DIAMETER OF INSULATION.
4- FOR PRODUCT SPECIFICATION SEE PR026-01.
5- DIMENSIONS AND TOLERANCES COMPLY WITH TIA-1096 STANDARD.
6 TERMINATED PLUG HEIGHT: .237 [6.02] ±.005 [0.13]

BULK	50 MICRO-INCHES [1.27um]	937-SP-3066R-SL
PACKAGE	CONTACT PLATING IN MATING AREA	PART NUMBER

THIRD ANGLE PROJECTION

DO NOT SCALE DRAWING

DRAWING IS SUBJECT TO CHANGE WITHOUT NOTICE

DIMENSIONS: INCHES [METRIC]

UNLESS OTHERWISE SPECIFIED TOLERANCES ARE ±.005 [0.13] ANGLES ARE ± 1°

SHEET NO. 1 OF 1

stewart CONNECTOR a bel group
11118 Susquehanna Trail South
Glen Rock, PA 17327-9199
(717) 235-7512
http://www.stewartconnector.com

TITLE: SIX CONDUCTOR/SIX POSITION LINE CORD MODULE; RADIAL BACK, SPECIAL LENGTH

THIS DRAWING AND THE SUBJECT MATTER SHOWN THEREON ARE CONFIDENTIAL AND THE PROPRIETARY PROPERTY OF STEWART CONNECTOR AND SHALL NOT BE REPRODUCED, COPIED, OR USED IN ANY MANNER WITHOUT PRIOR WRITTEN CONSENT OF STEWART CONNECTOR. ONE OR MORE U.S. PATENTS MAY APPLY TO THIS PRODUCT. FOR DETAILS, PLEASE VISIT: HTTP://BELFUSE.COM/STEWART/STEWART_PATENTS/

DRN BY:	KRL	DATE	2/1/06
APPD BY:	JM	DATE	2-1-06
DWG NO.	CT300051	REV.	A8

RoHS

AutoCAD

Downloaded from Arrow.com.
Please read our datasheet & drawing disclaimer here.