75 Ω DIN 1.0/2.3 TO 12 GHz

12G SDI

DIN Cable Assemblies

RFA6T, RFB6T, RF179, RFB8T, RFC6T, RFC8T

*Designed to meet SMPTE 2082 12G-SDI specifications.

SERIES	END 1 CONNECTOR	END 2 CONNECTOR	OVERALL LENGTH
RFC6T* = 12G-SDI, Belden 4694R Cable **RFC8T*** = 12G-SDI, Belden 4855R Cable **RFA6T** = RG 6 Cable **RFB6T** = Belden 1694A Cable **RF179** = RG 179 Cable **RFB8T** = Belden 1855A Cable	**–78SP4** = 75 Ω DIN Straight Plug		**–"XXXX"** = Overall length in millimeters –0100 (100 mm) 3.94" minimum (RF179) –0300 (300 mm) 11.81" minimum (RFA6T, RFB6T, RFB8T, RFC6T, RFC8T)

ALSO AVAILABLE

75 Ω: HDBNC, BNC = RFB6T, RFA6T, RFC6T

75 Ω: BNC, SMB, MCX, MMCX = RF179

75 Ω: HDBNC = RFB8T, RFC8T

DIN Board Connectors

DIN7A-TH, DIN7A-BH

Cable Mates:
RFA6T, RFB6T, RF179, RFB8T, RFC6T, RFC8T, GRF7H-C



DIN7A	GENDER	TYPE	PLATING	ORIENTATION	TERMINATION	PACKAGING
	–J = Jack	**–P** = PCB Mount	**–GF** = 10 µ" (0.25 µm) Gold center contact, 3 µ" (0.08 µm) Gold outer contact, (100 µ" (2.54 µm) Nickel body –RA only)	**–ST** = Straight (–TH1 only) **–RA** = Right-angle (–BH1 only)	**–TH1** = Through-hole (–ST only) **–BH1** = Bulkhead Through-hole (–RA only)	Leave blank for individually bagged. **–B** = Bulk packaged (–BH1 only)

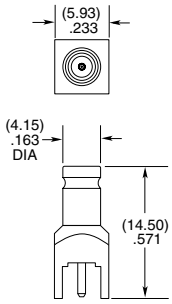

-ST-TH1

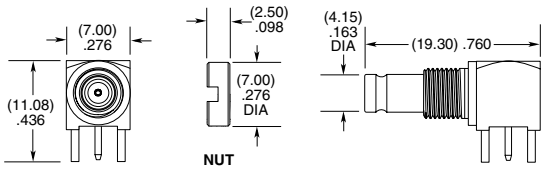

-RA-BH1

Notes:
Contact RFGroup@samtec.com for 12G-SDI PCB mount launch characteristics.

Designed to meet SMPTE 2082 12G-SDI specifications.

Additional plating options available on Cable Assemblies, Cable Connectors and Board Connectors. Contact RFGroup@samtec.com

DIN Cable Connectors

DIN7A-CA



Supplied with pins and ferrules.
See website for dimensions

CONNECTORS FOR INDUSTRY STANDARD CABLES	
DIN7A-PP-C-GF-ST-CA3	RG 179
DIN7A-PP-C-GF-ST-CA6	*RG 6, Belden 1694A or Belden 4694R Cable
DIN7A-PP-C-GF-ST-CA8	*Belden 1855A or Belden 4855R Cable

Add "-B" to the end of the part number for bulk packaging (100 max.)
*Designed to meet SMPTE 2082 12G-SDI specifications.
PP-C = Push Pull Plug Cable
GF = Plating (10 µ" Gold on center contact, Flash Gold on outer contact, Nickel on Shell)
ST = Straight

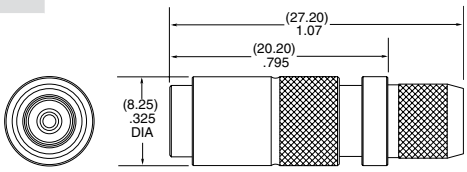

-CA6

Unless otherwise approved in writing by Samtec, all parts and components are designed and built according to Samtec's specifications which are subject to change without notice.

Downloaded from Arrow.com.