

Safety J finger-safe 30 and 60 amp Class J fuse holders



Catalog symbol:

- JT600_ (non-indicating)
- JTN600_ (indicating)

Description:

The Bussmann™ series Safety J are gangable, single-pole IP20 finger-safe fuse holders for 30 and 60 amp case size Class J fuses. Available in indicating and non-indicating versions, these compact fuse holders can improve electrical safety and speed trouble shooting with test probe holes on the fuse carriage. Optional open fuse indication shows the open fuse at a glance.

The 30 amp holder features dual box lug terminals that are ideal for “daisy-chain” wiring applications or powering multiple downstream loads.

Specifications:

Ratings

- Volts 600 Vac/dc
- Amps
 - 30
 - 60
- SCCR
 - 200 kA RMS Sym.
 - 300 kA RMS Sym. (self certified using Bussmann series LPJ Low-Peak™ fuses)

Agency information

- Listed to UL® Listed 512 Guide IZLT, File 14853 (30 - 60 A)
- CSA® Certified Class 6225-01, File 47235 (30 - 60 A)
- Finger-safe IP20 per IEC® 529
- CE

Construction

- Thermoplastic, UL flammability 94 VO
- Terminal, tin-plated copper alloy

Conductors (AWG)*

- 75°C Cu
- 30 A holders 8-18
- 60 A holders 4-14

* See catalog numbers table for details on solid and stranded conductors, and single/dual port usage.

Indicating versions

- Minimum 90 Vac, 115 Vdc, neon lamp “ON” when fuse opens, voltage source and current path are present

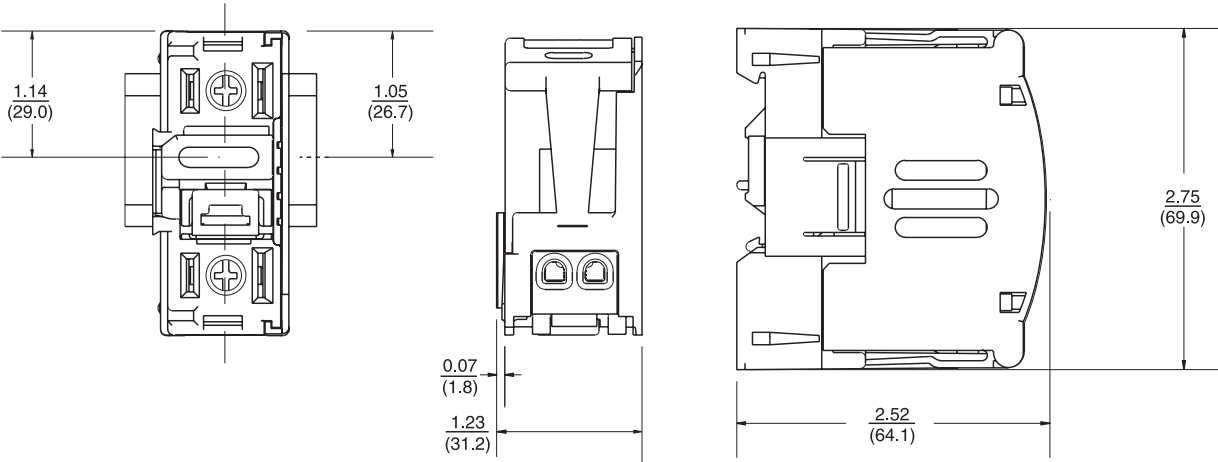
Catalog numbers and conductor information

Holder amps	Catalog no.		75°C Cu conductor size (AWG) and type	Terminal torque N•m (lb-in)
	Non-indicating	Indicating		
30	JT60030	JTN60030	8-18 stranded, single or dual* 10-18 solid, single or dual*	2.26 (20)
60	JT60060	JTN60060	4-14 stranded or solid, single 8-10 stranded, dual*	5.1 (45)

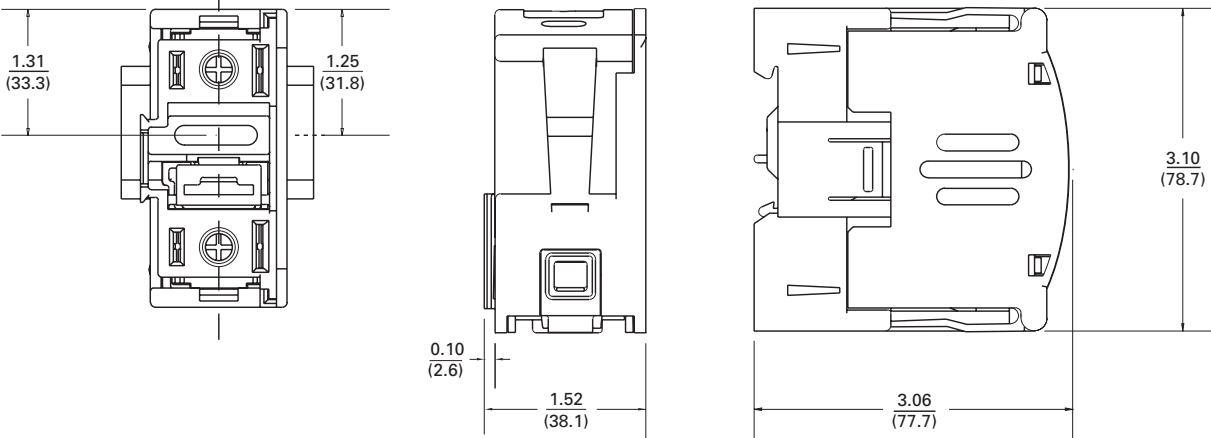
* Dual wire applications must use conductors of the same size and type.

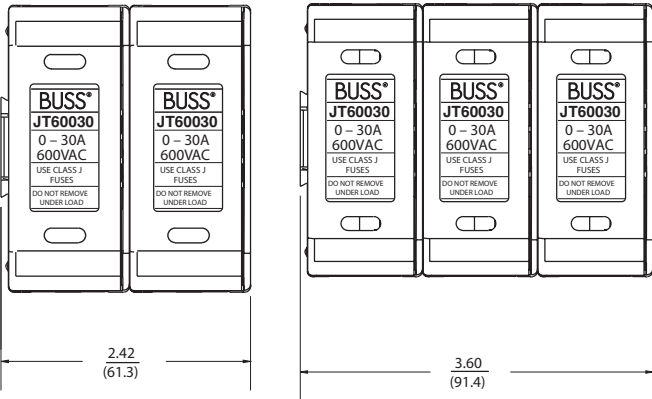
Dimensions — in (mm)

JT60030, JTN60030

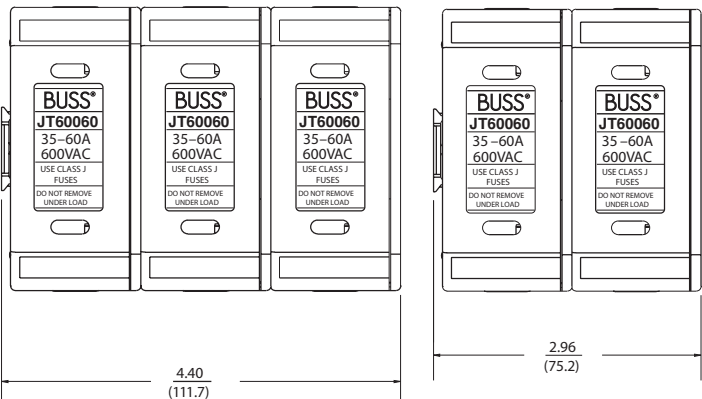


JT60060, JTN60060






JT60030, JTN60030



JT60060, JTN60060



Fuse carriage extracts from fuse holder base and provides IP20 finger-safe protection from energized parts.



JT(N)600 fuse holders can be ganged together to provide two-and three-pole configurations

The only controlled copy of this data sheet is the electronic read-only version located on the Eaton network drive. All other copies of this document are by definition uncontrolled. This bulletin is intended to clearly present comprehensive product data and provide technical information that will help the end user with design applications. Eaton reserves the right, without notice, to change design or construction of any products and to discontinue or limit distribution of any products. Eaton also reserves the right to change or update, without notice, any technical information contained in this bulletin. Once a product has been selected, it should be tested by the user in all possible applications.

Eaton
1000 Eaton Boulevard
Cleveland, OH 44122
Eaton.com

Bussmann Division
114 Old State Road
Ellisville, MO 63021
United States
Eaton.com/bussmannseries

© 2017 Eaton
All Rights Reserved
Printed in USA
Publication No. 1152 — BU-SB02295
February 2017

Eaton, Bussmann and Low-Peak are valuable trademarks of Eaton in the U.S. and other countries. You are not permitted to use the Eaton trademarks without prior written consent of Eaton.

CSA is a registered trademark of the Canadian Standards Group.
IEC is a registered trademark of the International Electrotechnical Commission.
UL is a registered trademark of the Underwriters Laboratories, Inc.

For Eaton's Bussmann series
product information,
call **1-855-287-7626** or visit:
Eaton.com/bussmannseries

Follow us on social media to get the
latest product and support information.

