



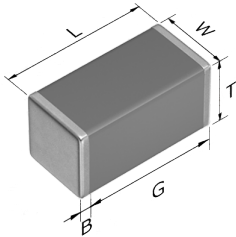


Product Status	Production
TDK Item Description	CGA5F3C0G2E332JT****
Applications	Automotive Grade
Feature	AEC-Q200AEC-Q200 MidMid Voltage (100 to 630V)
Series	CGA5(3216) [EIA 1206]
Brand	TDK
Environmental Compliance	<div><div>RoHS</div><div>REACH</div><div>Halogen Free</div><div>Lead Free</div></div>



Size	
Length(L)	3.20mm ±0.20mm
Width(W)	1.60mm ±0.20mm
Thickness(T)	0.85mm ±0.15mm
Terminal Width(B)	0.20mm Min.
Terminal Spacing(G)	1.00mm Min.
Recommended Land Pattern (PA)	2.10mm to 2.50mm(Flow Soldering) 2.00mm to 2.40mm(Reflow Soldering)
Recommended Land Pattern (PB)	1.10mm to 1.30mm(Flow Soldering) 1.00mm to 1.20mm(Reflow Soldering)
Recommended Land Pattern (PC)	1.00mm to 1.30mm(Flow Soldering) 1.10mm to 1.60mm(Reflow Soldering)

Electrical Characteristics	
Capacitance	3.3nF ±5%
Rated Voltage	250VDC
Temperature Characteristic	C0G(0±30ppm/°C)
Q (Min.)	1000
Insulation Resistance (Min.)	10000MΩ
Allowable Voltage	
Allowable Current	

Other	
Operating Temp. Range	-55 to 125°C
Soldering Method	Wave (Flow) Reflow
AEC-Q200	YES
Packing	Punched (Paper)Taping [180mm Reel]
Package Quantity	4000pcs

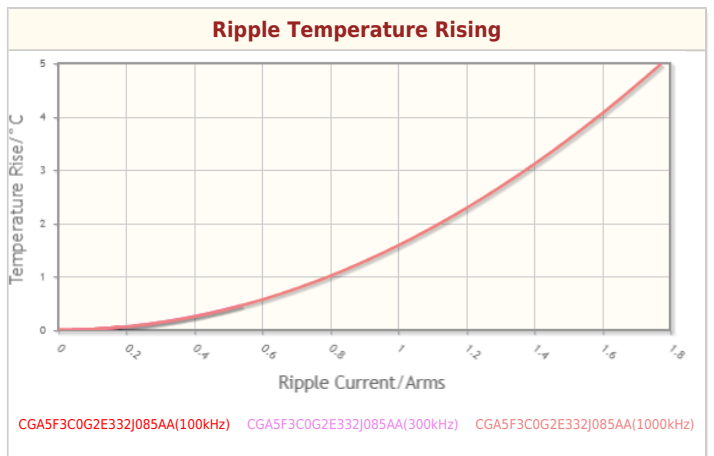
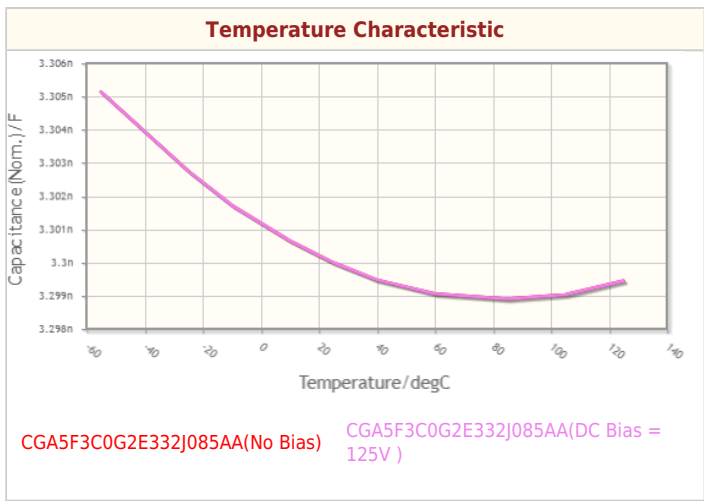
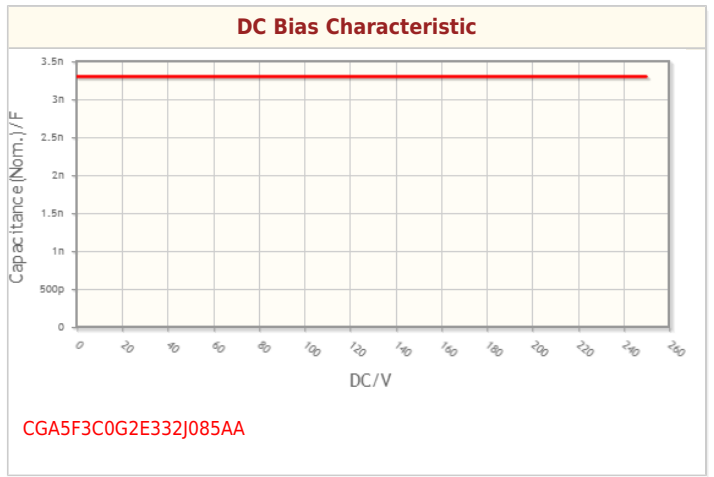
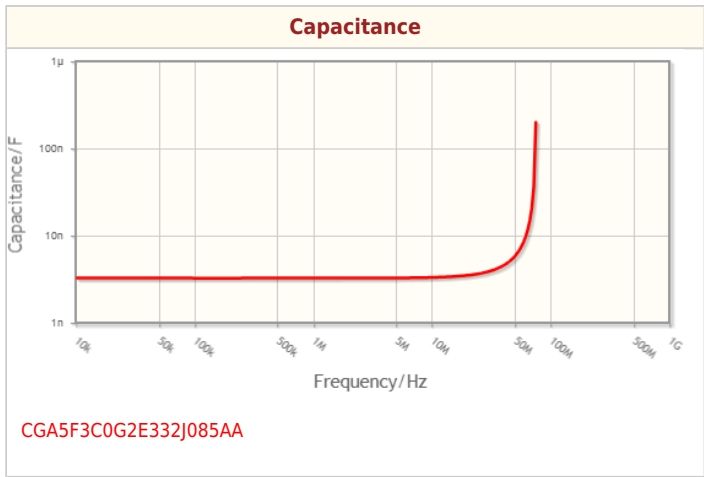
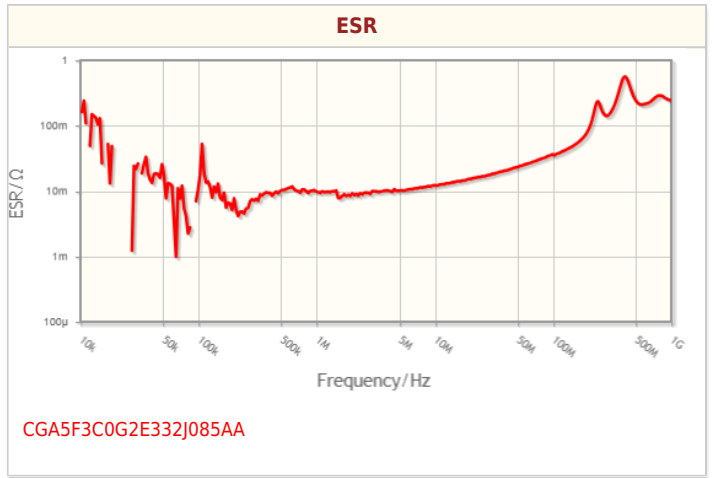
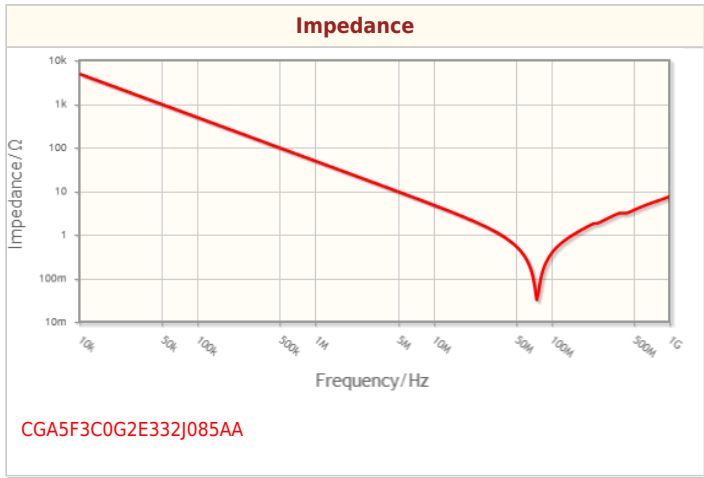
! Images are for reference only and show exemplary products.
! This PDF document was created based on the data listed on the TDK Corporation website.
! All specifications are subject to change without notice.

FIT (Failure In Time)

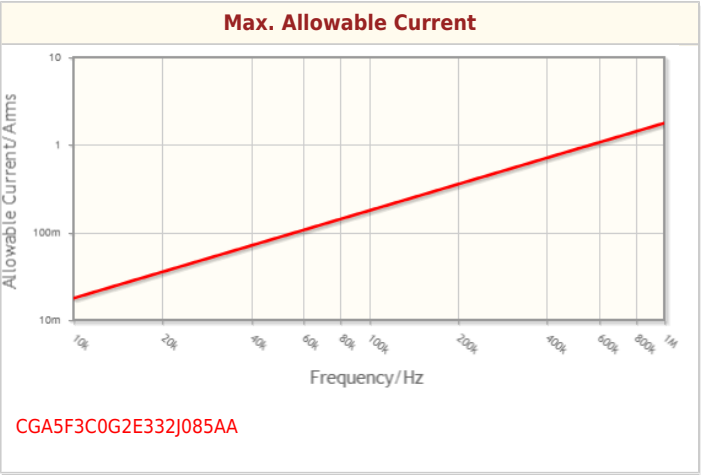
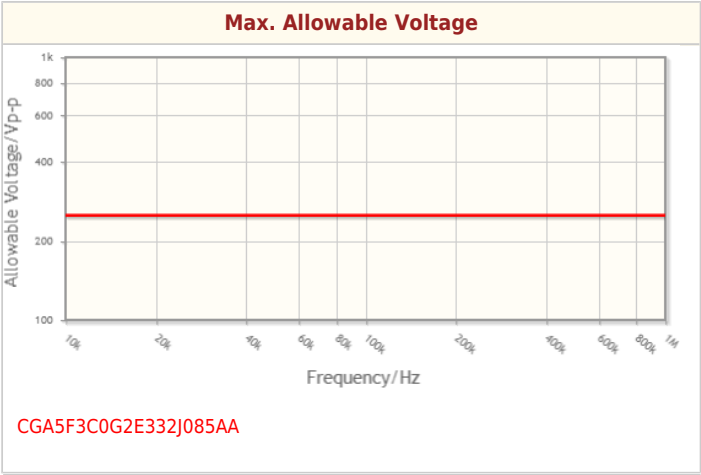


This will be displayed when you [login](#) to myTDK

Characteristic Graphs(This is reference data, and does not guarantee the products characteristics.)



Characteristic Graphs(This is reference data, and does not guarantee the products characteristics.)



Associated Images

