

Shock-Safe Fuseholder, 5 x 20 / 6.3 x 32 mm, Slotted Cap, vertical



250/500 VAC · 4 W/16 A (VDE) · 600 V · 30 A (UL/CSA)

See below:

[Approvals and Compliances](#)

Description

- Fuseholder for 600 VAC applications
- Fuseholder with high rated power acceptance
- Same drilling diagram (FUP and FUA)

Unique Selling Proposition

- Fuseholder for high performance applications
- High rated power acceptance

Applications

- Equipment with three-phase supply (400 VAC)
- Applications with rated current up to 16 A (VDE)

References

Fuseholder to [A12FA 250V](#); [A12FA 500V](#); [FST 5x20](#); [SHF 6.3x32](#); [SHT 6.3x32](#); [SP 5x20](#); [SPT 6.3x32](#); [SUT 6.3x32](#); [SUT-H 6.3x32](#)

Weblinks

[pdf data sheet](#), [html datasheet](#), [General Product Information](#), [Distributor-Stock-Check](#), [Accessories](#), [Detailed request for product](#), [Microsite](#)

Technical Data

| | | | |
|----------------------------|---|------------------------------|--|
| Shock-Safe Category | PC2 | Soldering Methods | Wave Soldering Profile |
| Fuse-Link | 5 x 20 / 6.3 x 32 mm | Solderability | 245 °C / 2 sec acc. to IEC 60068-2-20, Test Ta, method 1 |
| Mounting | PCB | Resistance to Soldering Heat | 260 °C / 10sec acc. to IEC 60068-2-20, Test Tb, method 1 |
| Terminal | Solder THT | Contact Resistance | ≤ 10 mΩ at 100 mA acc. to IEC 60127-6 |
| Rated Voltage | 250/500 VAC (VDE), 600 V (UL/CSA) | Dielectric Strength | > 3kV between live parts (50Hz: 1 min) |
| Rated current | 16 A (VDE), 30 A (UL/CSA) | Impulse Withstand Voltage | > 4kV between live parts |
| Rated Power Acceptance IEC | 4 W / 16 A @ Ta 23 °C Admissible power acceptance at higher ambient temperature see derating curves | Insulation Resistance | ≥ 10 MΩ (500 VDC: 1 min) |
| Degree of Protection | IP40 | Overvoltage Category | III acc. to IEC 60664-1 |
| Protection Class | Suitable for appliances with protection class I or II acc. to IEC 61140 | Pollution Degree | 2 (500 VAC), 3 (250 VAC) acc. to IEC 60664-1 |
| Admissible Ambient Temp. | -40 °C to 85 °C | Resistance to Vibration | acc. to IEC 60068-2-6, test Fc |
| Material: Socket | Thermoplastic, black, UL 94V-0 | | |
| Material: Terminals | Copper alloy, tin-plated | | |
| Unit Weight | 13 g | | |
| Storage Conditions | 0 °C to 60 °C, max. 70% r.h. | | |
| Product Marking |  Type, Certification marks | | |

Approvals and Compliances



Detailed information on product approvals, code requirements, usage instructions and detailed test conditions can be looked up in [Details about Approvals](#)

SCHURTER products are designed for use in industrial environments. They have approvals from independent testing bodies according to national and international standards. Products with specific characteristics and requirements such as required in the automotive sector according to IATF 16949, medical technology according to ISO 13485 or in the aerospace industry can be offered exclusively with customer-specific, individual agreements by SCHURTER.

Approvals




The approval mark is used by the testing authorities to certify compliance with the safety requirements placed on electronic products.

Approval Reference Type: FUA

| Approval Logo | Certificates | Certification Body | Description |
|--|-------------------------------|--------------------|----------------------------------|
|  | VDE Approvals | VDE | VDE Certificate Number: 40045336 |
|  | UL Approvals | UL | UR File Number: E39328 |



Product standards

Product standards that are referenced

| Organization | Design | Standard | Description |
|--|-----------------------|----------------------|--|
|  | Designed according to | IEC 60127-6 | Miniature fuses. Part 6. Fuse-holders for miniature fuse-links |
|  | Designed according to | UL 4248-1 | Industrial Control Equipment |
|  | Designed according to | CSA C22.2 no. 4248.1 | Industrial Control Equipment |







Application standards

Application standards where the product can be used

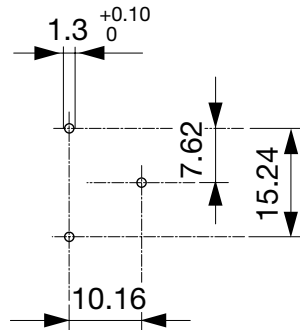
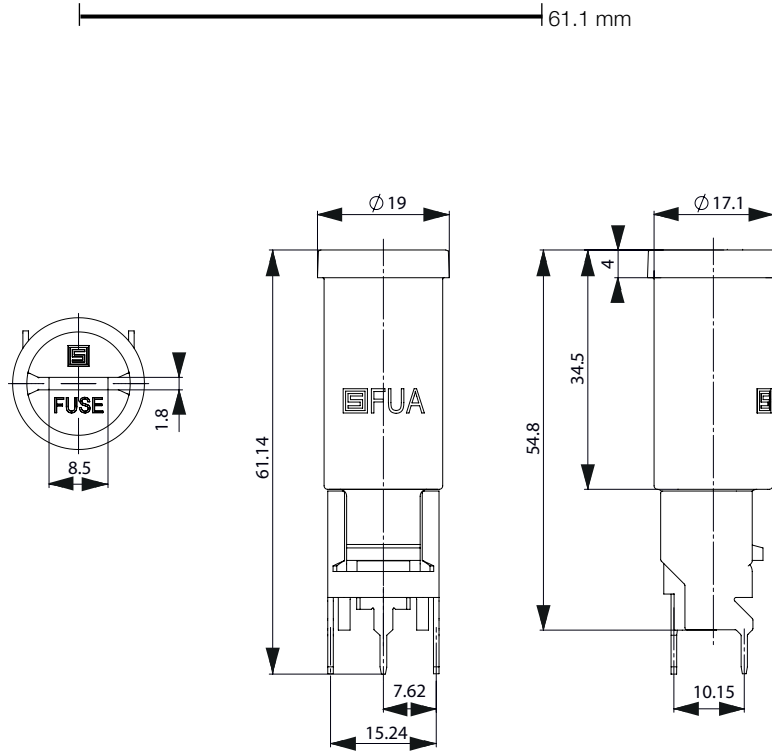
| Organization | Design | Standard | Description |
|--|--------------------------------|----------------|--|
|  | Suitable for applications acc. | IEC/UL 62368-1 | Audio/video, information and communication technology equipment - Part 1: Safety requirements |
|  | Suitable for applications acc. | IEC 60335-1 | Safety of electrical appliances for household and similar purposes. Meets the requirements for appliances in unattended use. This includes the enhanced requirements of glow wire tests acc. to IEC 60695-2-11 or -12 & -13. |

Compliances

The product complies with following Guide Lines

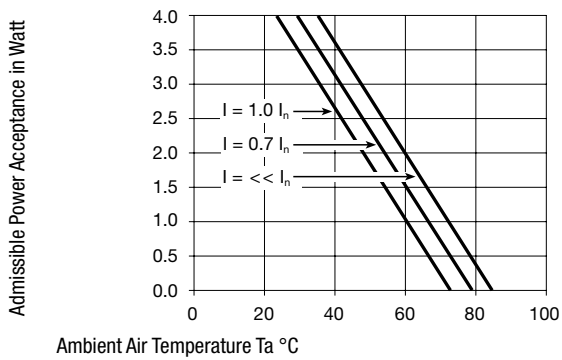
| Identification | Details | Initiator | Description |
|--|--|-------------|---|
|  | CE declaration of conformity | SCHURTER AG | The CE marking declares that the product complies with the applicable requirements laid down in the harmonisation of Community legislation on its affixing in accordance with EU Regulation 765/2008. |
|  | UKCA declaration of conformity | SCHURTER AG | The UKCA marking declares that the product complies with the applicable requirements laid down in the British Amendment of Regulation (EC) 765/2008. |
|  | RoHS | SCHURTER AG | Directive RoHS 2011/65/EU, Amendment (EU) 2015/863 |
|  | China RoHS | SCHURTER AG | The law SJ / T 11363-2006 (China RoHS) has been in force since 1 March 2007. It is similar to the EU directive RoHS. |
|  | REACH | SCHURTER AG | On 1 June 2007, Regulation (EC) No 1907/2006 on the Registration, Evaluation, Authorization and Restriction of Chemicals 1 (abbreviated as "REACH") entered into force. |
|  | White Paper Glow wire test | SCHURTER AG | Meets the requirements of IEC 60335-1 for appliances in unattended use. This includes the enhanced requirements of glow wire tests acc. to IEC 60695-2-11 or -12 & -13. |

Dimension [mm]



Drilling diagram

Derating Curves



Variants

| Holder | Cap | Fuse-Link | Degree of Protection | Remark | Order Number |
|--------|---------|------------|----------------------|-----------------------|--------------|
| ● | slotted | 5 x 20mm | IP40 | 0031.2550 + 0031.2323 | 0031.2560 |
| ● | slotted | 6.3 x 32mm | IP40 | 0031.2550 + 0031.2321 | 0031.2570 |

Availability for all products can be searched real-time: <https://www.schurter.com/en/info-center/support-tools/stock-check-distributors>

Packaging Unit Bulk (25 pcs.)

Required Accessory

Description



[Caps_to_FUL_FUP_FUA](#)
 Caps to Holder FUL, FUP, FUA