



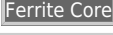




Applications	 Commercial Grade
Feature	 No Directivity
	 Multilayer
	 Magnetic Shield
	 Ferrite Core
Series Type	MLF
Status	 Production
Brand	TDK



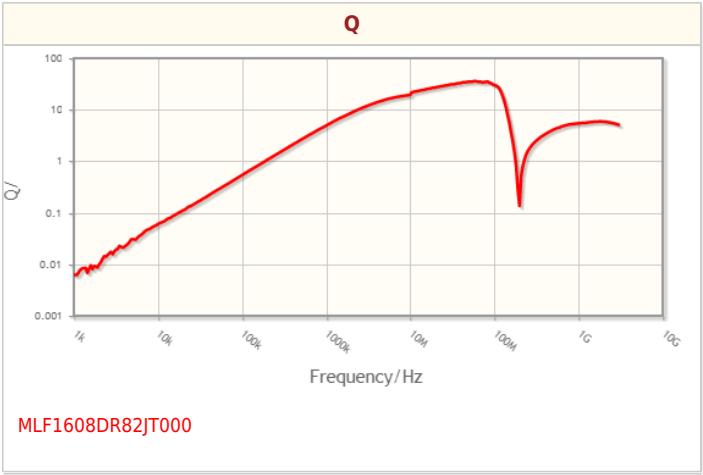
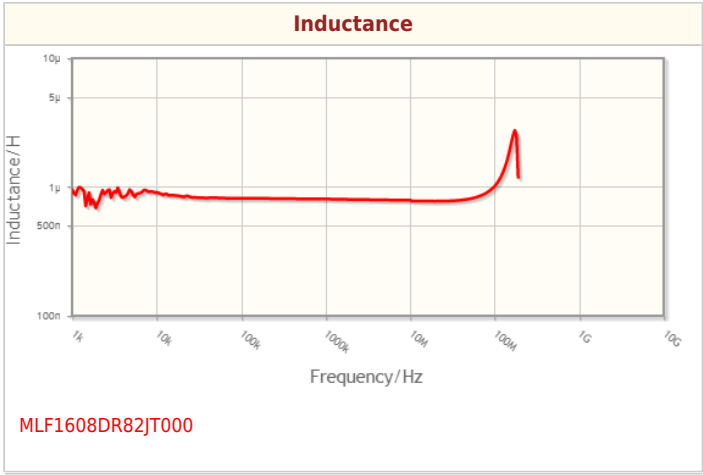
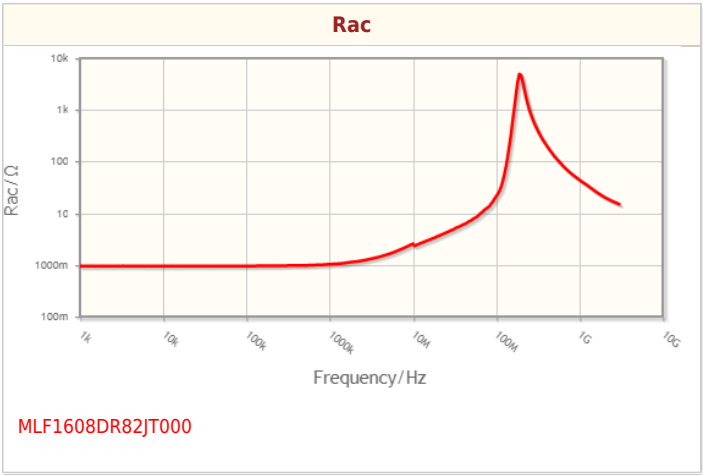
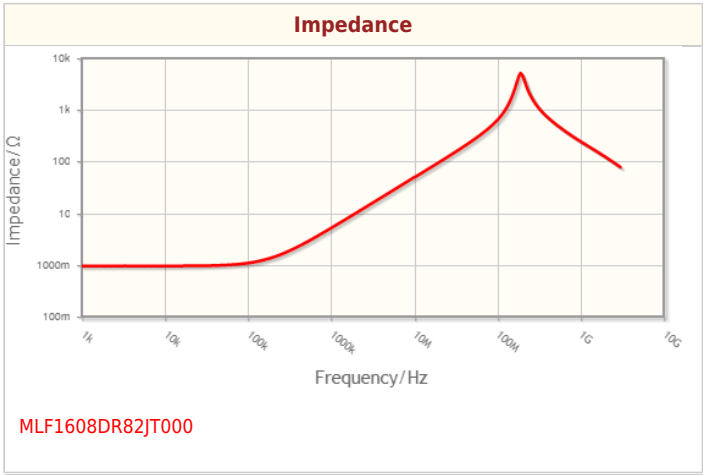
Size	
Length(L)	1.60mm ±0.15mm
Width(W)	0.80mm ±0.15mm
Thickness Height	0.80mm ±0.15mm
Recommended Land Pattern (A)	0.60mm Nom.
Recommended Land Pattern (B)	0.80mm Nom.
Recommended Land Pattern (C)	0.80mm Nom.

Electrical Characteristics	
Inductance	820nH ±5% at 25MHz
Rated Current (L Change) [Typ.]	
Rated Current (L Change) [Max.]	70mA
Rated Current (Temperature Rise) [Typ.]	
Rated Current (Temperature Rise) [Max.]	
DC Resistance [Typ.]	750mΩ
DC Resistance [Max.]	1.4Ω
Self Resonant Frequency [Min.]	130MHz
Self Resonant Frequency [Typ.]	190MHz
Q [Min.]	15 at 25MHz
Q [Typ.]	30 at 25MHz

Other	
Operating Temp. Range (Including Self-Temp. Rise)	-55 to 125°C
Soldering Method	Reflow
	Iron Soldering
AEC-Q200	NO
Packing	Punched (Paper)Taping [180mm Reel]
Package Quantity	4000pcs
Weight	0.004g

! Images are for reference only and show exemplary products.
! This PDF document was created based on the data listed on the TDK Corporation website.
! All specifications are subject to change without notice.

Characteristic Graphs(This is reference data, and does not guarantee the products characteristics.)



Associated Images

