

PST 1,0/ 7-3,5 - Pin strip



1945148

<https://www.phoenixcontact.com/ae/products/1945148>

Please be informed that the data shown in this PDF document is generated from our online catalog. Please find the complete data in the user documentation. Our general terms of use for downloads are valid.



Pin strip, nominal cross section: 0.5 mm², color: black, nominal current: 8 A (depends on the plug used), rated voltage (III/2): 250 V, contact surface: Sn, contact connection type: Pin, number of potentials: 7, number of rows: 1, number of positions: 7, number of connections: 7, product range: PST 1,0/..-V, pitch: 3.5 mm, mounting: THR soldering / wave soldering, pin layout: Linear pinning, solder pin [P]: 3.8 mm, plug-in system: COMBICON PST 1,0, locking: without, mounting method: without, type of packaging: packed in cardboard, The maximum current depends on the plug used. The lower of the two current values apply for plug and pin strip. The pin strip is made of highly temperature resistant plastic and is thus suitable for the reflow process.

Your advantages

- Suitable for wave and reflow soldering processes
- Optimum pin geometry for all COMBICON pin strip connectors

Commercial data

Item number	1945148
Packing unit	100 pc
Minimum order quantity	100 pc
Sales key	AA
Product key	AABTKA
GTIN	4017918883317
Weight per piece (including packing)	0.763 g
Weight per piece (excluding packing)	0.754 g
Customs tariff number	85366930
Country of origin	DE

PST 1,0/ 7-3,5 - Pin strip



1945148

<https://www.phoenixcontact.com/ae/products/1945148>

Technical data

Product properties

Product type	Pin strip
Product family	PST 1,0/..-V
Product line	COMBICON Connectors S
Type	Pin strip
Number of positions	7
Pitch	3.5 mm
Number of connections	7
Number of rows	1
Number of potentials	7
Mounting type	without
Pin layout	Linear pinning

Electrical properties

Properties

Nominal current I_N	8 A (depends on the plug used)
Nominal voltage U_N	250 V
Contact resistance	1.8 m Ω
Rated voltage (III/3)	160 V
Rated surge voltage (III/3)	2.5 kV
Rated voltage (III/2)	250 V
Rated surge voltage (III/2)	2.5 kV
Rated voltage (II/2)	250 V
Rated surge voltage (II/2)	2.5 kV

Mounting

Mounting type	THR soldering / wave soldering
Pin layout	Linear pinning

Material specifications

Material data - contact

Note	WEEE/RoHS-compliant, free of whiskers according to IEC 60068-2-82/JEDEC JESD 201
Contact material	Cu alloy
Surface characteristics	Tin-plated
Metal surface contact area (top layer)	Tin (3 - 5 μm Sn)
Metal surface contact area (middle layer)	Nickel (1 - 3 μm Ni)
Metal surface soldering area (top layer)	Tin (3 - 5 μm Sn)
Metal surface soldering area (middle layer)	Nickel (1 - 3 μm Ni)

Material data - housing


PST 1,0/ 7-3,5 - Pin strip

1945148

<https://www.phoenixcontact.com/ae/products/1945148>

Color (Housing)	black (9005)
Insulating material	PA
Insulating material group	IIIa
CTI according to IEC 60112	250
Flammability rating according to UL 94	V0
Glow wire flammability index GWFI according to EN 60695-2-12	850
Glow wire ignition temperature GWIT according to EN 60695-2-13	775
Temperature for the ball pressure test according to EN 60695-10-2	125 °C

Dimensions

Dimensional drawing	
Pitch	3.5 mm
Width [w]	24.1 mm
Height [h]	13 mm
Length [l]	2.8 mm
Installed height	9.2 mm
Solder pin length [P]	3.8 mm
Pin dimensions	ø 1 mm

PCB design

Hole diameter	1.2 mm
---------------	--------

Mechanical tests

Visual inspection

Specification	IEC 60512-1-1:2002-02
Result	Test passed

Dimension check

Specification	IEC 60512-1-2:2002-02
Result	Test passed

Insertion and withdrawal forces

Result	Test passed
No. of cycles	10
Insertion strength per pos. approx.	6 N
Withdraw strength per pos. approx.	5 N

Contact holder in insert

Specification	IEC 60512-8:1993-01
---------------	---------------------

PST 1,0/ 7-3,5 - Pin strip



1945148

<https://www.phoenixcontact.com/ae/products/1945148>

Contact holder in insert Requirements >20 N	Test passed
--	-------------

Resistance of inscriptions

Specification	IEC 60068-2-70:1995-12
Result	Test passed

Electrical tests

Thermal test | Test group C

Specification	IEC 60512-5-1:2002-02
Tested number of positions	16

Insulation resistance

Specification	IEC 60512-3-1:2002-02
Insulation resistance, neighboring positions	$10^{12} \Omega$

Temperature cycles

Specification	IEC 60999-1:1999-11
Result	Test passed

Air clearances and creepage distances |

Specification	IEC 60664-1:2007-04
Insulating material group	IIIa
Comparative tracking index (IEC 60112)	CTI 250
Rated insulation voltage (III/3)	160 V
Rated surge voltage (III/3)	2.5 kV
minimum clearance value - non-homogenous field (III/3)	1.5 mm
minimum creepage distance (III/3)	2.5 mm
Rated insulation voltage (III/2)	250 V
Rated surge voltage (III/2)	2.5 kV
minimum clearance value - non-homogenous field (III/2)	1.5 mm
minimum creepage distance (III/2)	2.5 mm
Rated insulation voltage (II/2)	250 V
Rated surge voltage (II/2)	2.5 kV
minimum clearance value - non-homogenous field (II/2)	1.5 mm
minimum creepage distance (II/2)	2.5 mm

Environmental and real-life conditions

Vibration test

Specification	IEC 60068-2-6:1995-03
Frequency	10 - 150 - 10 Hz
Sweep speed	1 octave/min
Amplitude	0.35 mm (10 Hz ... 60.1 Hz)
Acceleration	5g (60.1 Hz ... 150 Hz)
Test duration per axis	2.5 h

PST 1,0/ 7-3,5 - Pin strip



1945148

<https://www.phoenixcontact.com/ae/products/1945148>

Test directions	X-, Y- and Z-axis
-----------------	-------------------

Durability test

Specification	IEC 60512-5:1992-08
Impulse withstand voltage at sea level	2.95 kV
Contact resistance R ₁	1.8 mΩ
Contact resistance R ₂	1.9 mΩ
Insertion/withdrawal cycles	10

Climatic test

Specification	ISO 6988:1985-02
Corrosive stress	0.2 dm ³ SO ₂ on 300 dm ³ /40 °C/1 cycle
Thermal stress	100 °C/168 h
Power-frequency withstand voltage	1.39 kV

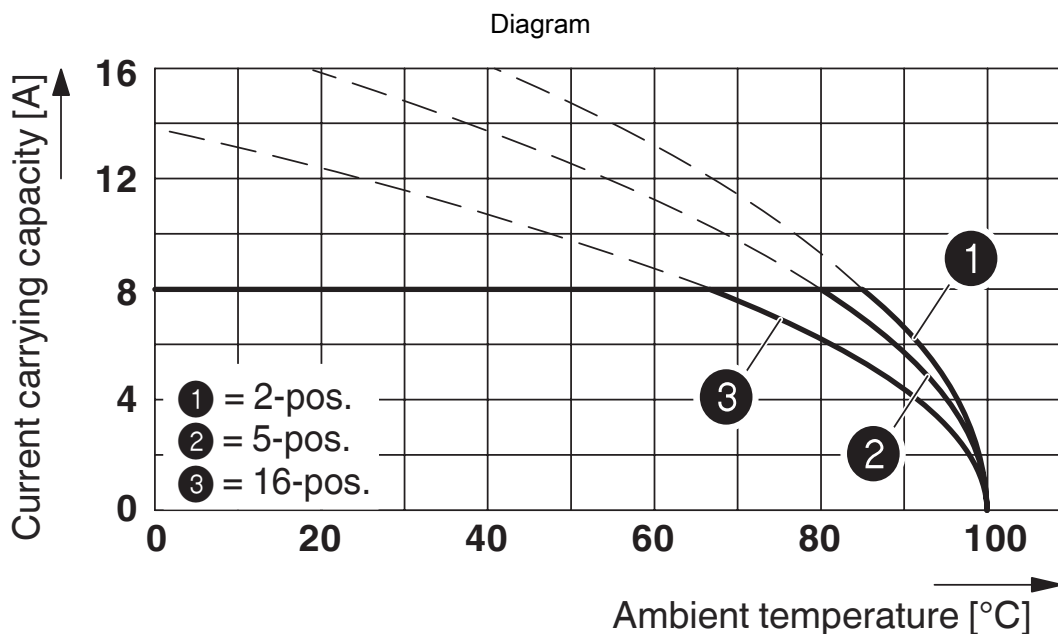
Ambient conditions

Ambient temperature (operation)	-40 °C ... 100 °C (dependent on the derating curve)
Ambient temperature (storage/transport)	-40 °C ... 70 °C
Relative humidity (storage/transport)	30 % ... 70 %
Ambient temperature (assembly)	-5 °C ... 100 °C

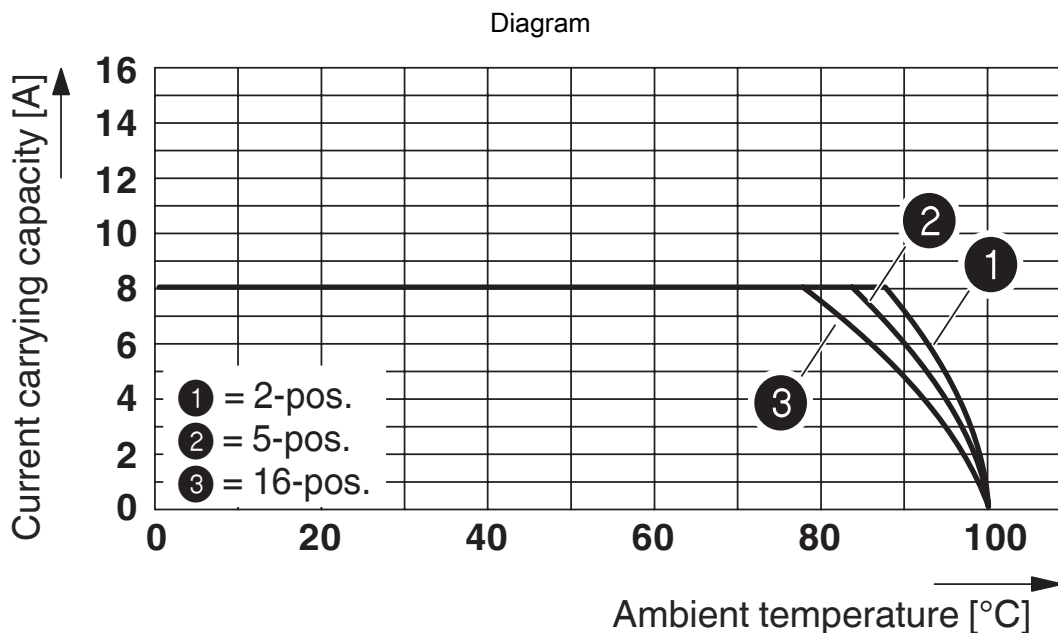
Packaging specifications

Type of packaging	packed in cardboard
-------------------	---------------------

Drawings



Derating curve for: PTDA 1,5/...-PH-3,5 with PST 1,0/...-3,5



Type: PT 1,5/...-PH-3,5 with PST 1,0/...-3,5

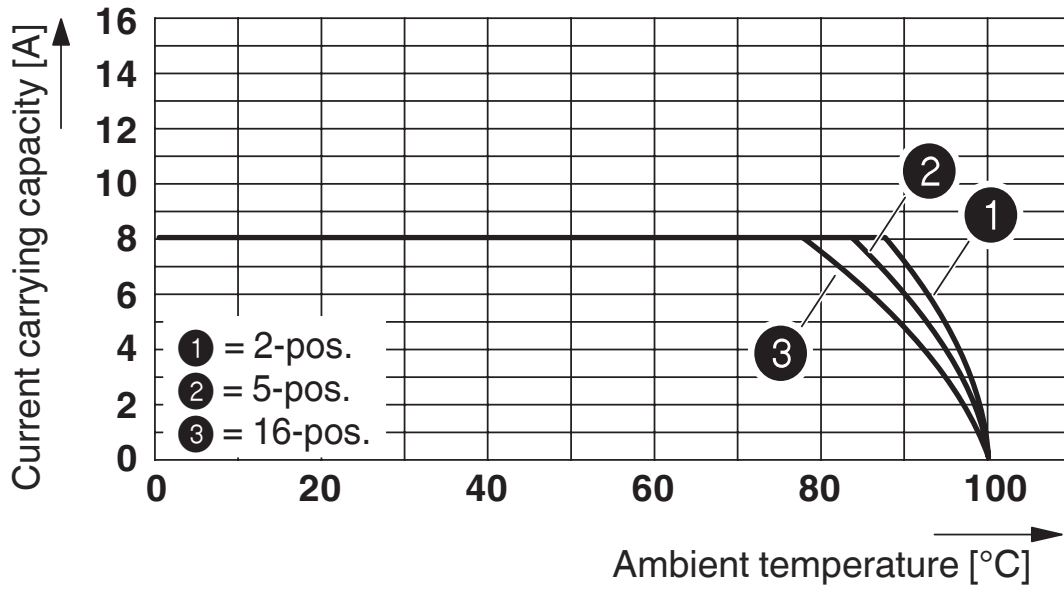
PST 1,0/ 7-3,5 - Pin strip

1945148

<https://www.phoenixcontact.com/ae/products/1945148>



Diagram



Type: PT 1,5/...-PVH-3,5 with PST 1,0/...-3,5

PST 1,0/ 7-3,5 - Pin strip





1945148

<https://www.phoenixcontact.com/ae/products/1945148>

Approvals

To download certificates, visit the product detail page: <https://www.phoenixcontact.com/ae/products/1945148>

 cULus Recognized Approval ID: E60425-20030211				
	Nominal voltage U_N	Nominal current I_N	Cross section AWG	Cross section mm^2
B				
	300 V	10 A	-	-

 VDE approval of drawings Approval ID: 40055514				
	Nominal voltage U_N	Nominal current I_N	Cross section AWG	Cross section mm^2
keine				
	250 V	8 A	-	-

PST 1,0/ 7-3,5 - Pin strip

1945148

<https://www.phoenixcontact.com/ae/products/1945148>



Classifications

ECLASS

ECLASS-13.0	27460201
ECLASS-15.0	27460201

ETIM

ETIM 9.0	EC002637
----------	----------

UNSPSC

UNSPSC 21.0	39121400
-------------	----------

PST 1,0/ 7-3,5 - Pin strip



1945148

<https://www.phoenixcontact.com/ae/products/1945148>

Environmental product compliance

EU RoHS

Fulfills EU RoHS substance requirements	Yes, No exemptions
---	--------------------

China RoHS

Environment friendly use period (EFUP)	EFUP-E
	No hazardous substances above the limits

EU REACH SVHC

REACH candidate substance (CAS No.)	No substance above 0.1 wt%
-------------------------------------	----------------------------

Phoenix Contact 2025 © - all rights reserved
<https://www.phoenixcontact.com>

PHOENIX CONTACT Middle East FZ LLC
1201N-1206N, Dubai Science Park Towers – North
P.O. Box 345002, Dubai, United Arab Emirates
(+971) 4 437-0324
info-me@phoenixcontact.com