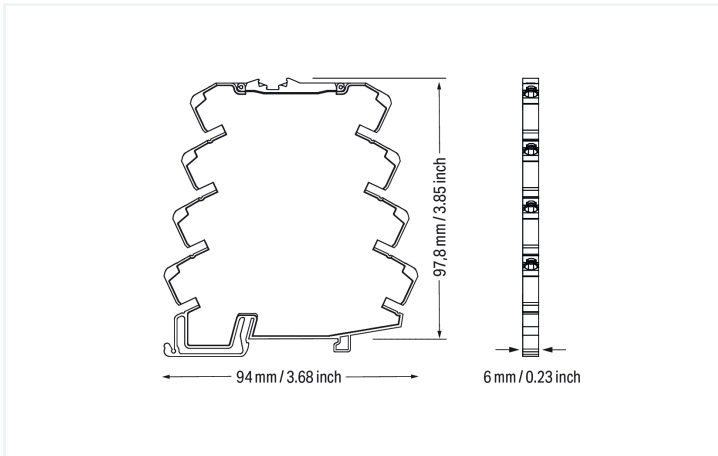
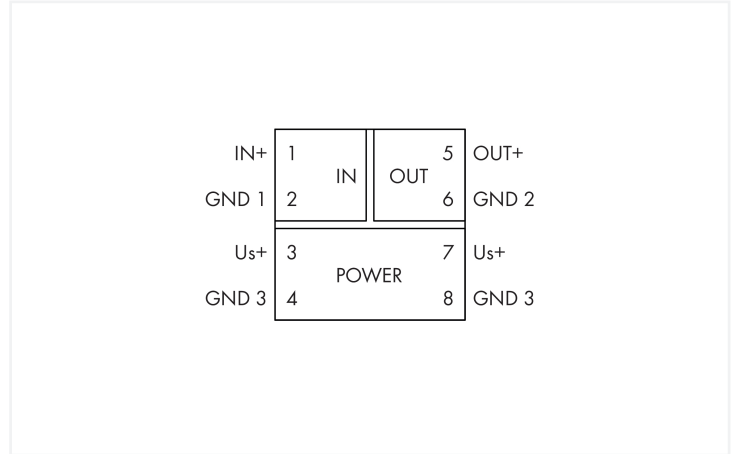



Data Sheet | Item Number: 857-413

Isolation amplifier; Voltage input signal; Current output signal; Supply voltage: 24 VDC; 6 mm module width; 2,50 mm²

<https://www.wago.com/857-413>



Short description:

This pre-configured signal conditioner converts, amplifies, filters and electrically isolates analog standard signals.

Features:

- Input/output: current or voltage signal
- 3-way electrical isolation with 3 kV test voltage

Notes

Safety Information

Note

Input and output must be safely isolated from any hazardous live parts!

The 3 (Us+), 7 (Us+), 4 (GND 3) and 8 (GND 3) connections are internally commoned.
Current carrying capacity between 3/4 and 7/8 connections: 1 A (max.)

Use shielded signal cables!

Only use shielded signal cables for analog input and output signals. This ensures the device maintains its specified accuracy and immunity to interference, even when external disturbances affect the signal cable.

Technical data

Configuration

Configuration options	Pre-configured
-----------------------	----------------

Input

Input signal type	Voltage
Input signal (voltage)	0 ... 10 V
Input resistance (voltage input)	$\geq 100 \text{ k}\Omega$
Input voltage (max.)	30 V

Output (analog)

Output signal type	Current
Output signal (current)	0 ... 20 mA
Load impedance (current output)	$\leq 600 \Omega$

Signal Processing

Limit frequency	100 Hz
Step response (typ.)	3.5 ms

Measurement Error

Transmission error (typ.)	$\leq 0.1 \%$ of upper-range value
Temperature coefficient	$\leq 0.01 \%/K$

Power Supply

Power supply type	24 VDC (SELV)
Nominal supply voltage U_s	24 VDC
Supply voltage range	$\pm 30 \%$
Current consumption at nominal supply voltage	$\leq 30 \text{ mA}$

Operating Data

Current consumption	$\leq 40 \text{ mA}$
---------------------	----------------------

Safety and protection

Rated Voltage	300 V
Protection type	IP20

Test voltage

Test voltage (input/output/supply)	3 kVAC; 50 Hz; 1 min
------------------------------------	----------------------

Insulation coordination

Overvoltage category	II
Pollution degree	2
Insulation type (input IN 2.1/relay output)	Functional insulation
Insulation type (adjacent devices)	Reinforced insulation (safe isolation)

Connection Data

Connection technology	Push-in CAGE CLAMP®
Solid conductor	0.08 ... 2.5 mm ² / 28 ... 14 AWG
Fine-stranded conductor	0.34 ... 2.5 mm ² / 22 ... 14 AWG
Strip length	9 ... 10 mm / 0.35 ... 0.39 inches

Physical data

Width	6 mm / 0.236 inches
Height	94 mm / 3.701 inches
Depth from upper-edge of DIN-rail	97.8 mm / 3.85 inches

Mechanical data

Mounting type	DIN-35 rail
---------------	-------------

Material data

Insulation material (main housing)	Polyamide (PA66)
Flammability class per UL94	V0
Fire load	0.495 MJ
Weight	36 g

Environmental requirements

Ambient temperature (operation)	-25 ... +70 °C
Ambient temperature (storage)	-40 ... +85 °C
Processing temperature	-25 ... +50 °C
Temperature range of connection cable	$\geq (T_{\text{ambient}} + 25 \text{ K})$
Relative humidity	5 ... 95 % (no condensation permissible)
Operating altitude (max.)	2000 m

Standards and Specifications

Conformity marking	CE
EMC immunity to interference	EN 61000-6-2
EMC emission of interference	EN 61000-6-4
Standards/specifications	EN 61010-1 UL 508

Commercial data

Product Group	6 (INTERFACE ELECTRONIC)
PU (SPU)	1 pcs
Packaging type	Bag
Country of origin	DE
GTIN	4045454609870
Customs tariff number	85437090300

Product Classification

UNSPSC	32101502
eCl@ss 10.0	27-21-01-20
eCl@ss 9.0	27-21-01-20
ETIM 9.0	EC002653
ETIM 10.0	EC002653
ECCN	NO US CLASSIFICATION

Environmental Product Compliance

CAS-No.	1303-86-2 1317-36-8 7439-92-1 75980-60-8
REACH Candidate List Substance	Diboron trioxide Lead Lead monoxide Phosphine oxide, diphenyl(2,4,6-trimethylbenzoyl)-
RoHS Compliance Status	Compliant,With Exemption
RoHS Exemption	6(c) 7(a) 7(c)-I 7(c)-II
SCIP notification number (Austria)	fd41299f-0e4f-417c-99eb-595a1e2192ef
SCIP notification number (Belgium)	a99e8c4e-0570-443f-8b3e-8c863352c12a
SCIP notification number (Bulgaria)	76a172ab-b56d-4758-a9fd-f73103912246
SCIP notification number (Czech Republic)	43693d98-84c5-40fc-ab28-89fe033ab325
SCIP notification number (Denmark)	ce97df4e-7b83-4e33-a0ea-c392f807fcfb
SCIP notification number (Finland)	0e444812-572e-41ff-856d-c4d2fd15234d
SCIP notification number (France)	e77d21ab-5511-4c6c-b3f0-072975a44f4c
SCIP notification number (Germany)	34ec7cb2-339f-41c1-9988-46a683522d51
SCIP notification number (Hungary)	7dddd5a5-f669-4dbe-99b2-9b7df8e5fd8b
SCIP notification number (Italy)	91b8b12e-8bcc-4404-8a48-33da3b0f25f8
SCIP notification number (Netherlands)	4eb427f4-911b-403c-8b30-c690c8c880cd
SCIP notification number (Poland)	6d1da284-d711-4f97-8d75-3cce3cdcd33f
SCIP notification number (Romania)	faf26c83-521e-47d2-a51a-ffe7831bf394
SCIP notification number (Sweden)	65a15d0e-dbde-44d0-be69-5d2b7828d3fd

Approvals / Certificates

General approvals



Approval	Standard	Certificate Name
EAC GZO Almaty Standart	TP TC 020/2011	EAC CoC 03081
UL Underwriters Laboratories Inc. (ORDINARY LOCATIONS)	UL 508	E175199 Sec.4

Declarations of conformity and manufacturer's declarations

Approval	Standard	Certificate Name
EU-Declaration of Conformity WAGO GmbH & Co. KG	-	-
UK-Declaration of Conformity WAGO GmbH & Co. KG	-	-

Approvals for marine applications



Approval	Standard	Certificate Name
BV Bureau Veritas S.A.	Rules for class. of Steel Ships	40179_CO
DNV DNV Germany GmbH	DNV-CG-0339,Aug.2021	TAA00001D1
PRS Polski Rejestr Statków	-	TE/1098/880590/23

Approvals for hazardous areas



Approval	Standard	Certificate Name
ATEX TUEV Nord Cert GmbH	EN 60079-0	TUEV14ATEX112692X (II 3G Ex ec IIC T4 Gc)
CCC CNEX	CNCA-C23-01	2020312310000210 (Ex ec IIC T4 Gc)
IECEX TUEV Nord Cert GmbH	-	IECEX TUN14.0030X
UKEx WAGO GmbH & Co. KG	EN 60079-0	WAGO22UKEX004X
UL Underwriters Laboratories Inc. (HAZARDOUS LOCATIONS)	ANSI/ISA 12.12.01	E198726

Downloads

Environmental Product Compliance

Compliance Search

Environmental Product Compliance 857-413



Documentation

Bid Text

857-413	18.07.2019	xml 5.24 KB	
857-413	18.07.2019	docx 18.23 KB	
857-413	18.07.2019	pdf 72.35 KB	

Instruction Leaflet

CCC Ex (Additional information)	26.04.2023	pdf 140.99 KB	
Messumformer und Trennverstärker	V 1.2.1 21.01.2020	pdf 1589.43 KB	

CAD/CAE-Data

CAD data

2D/3D Models 857-413



CAE data

EPLAN Data Portal 857-413



WSCAD Universe 857-413



ZUKEN Portal 857-413



1 Compatible Products

1.1 Optional Accessories

1.1.1 Installation

1.1.1.1 Mounting accessories



Item No.: 249-117

Screwless end stop; 10 mm wide; for DIN-rail 35 x 15 and 35 x 7.5; gray

Item No.: 249-197

Screwless end stop; 14 mm wide; for DIN-rail 35 x 15 and 35 x 7.5; gray

Item No.: 249-116

Screwless end stop; 6 mm wide; for DIN-rail 35 x 15 and 35 x 7.5; gray

1.1.2 Interface module

1.1.2.1 Interface adapters



Item No.: 857-980

Interface adapter; 16-pole; analog

1.1.3 Jumper

1.1.3.1 Jumper



Item No.: 281-482

Jumper; 2-way; insulated; gray



Item No.: 859-410/000-006

Jumper; for jumper slot; 10-way; insulated; blue



Item No.: 859-410

Jumper; for jumper slot; 10-way; insulated; light gray



Item No.: 859-410/000-005

Jumper; for jumper slot; 10-way; insulated; red



Item No.: 859-410/000-029

Jumper; for jumper slot; 10-way; insulated; yellow



Item No.: 859-402/000-006

Jumper; for jumper slot; 2-way; insulated; blue



Item No.: 859-402

Jumper; for jumper slot; 2-way; insulated; light gray



Item No.: 859-402/000-005

Jumper; for jumper slot; 2-way; insulated; red



Item No.: 859-402/000-029

Jumper; for jumper slot; 2-way; insulated; yellow



Item No.: 859-403/000-006

Jumper; for jumper slot; 3-way; insulated; blue



Item No.: 859-403

Jumper; for jumper slot; 3-way; insulated; light gray



Item No.: 859-403/000-005

Jumper; for jumper slot; 3-way; insulated; red



Item No.: 859-403/000-029

Jumper; for jumper slot; 3-way; insulated; yellow



Item No.: 859-404/000-006

Jumper; for jumper slot; 4-way; insulated; blue



Item No.: 859-404

Jumper; for jumper slot; 4-way; insulated; light gray



Item No.: 859-404/000-005

Jumper; for jumper slot; 4-way; insulated; red



Item No.: 859-404/000-029

Jumper; for jumper slot; 4-way; insulated; yellow



Item No.: 859-405/000-006

Jumper; for jumper slot; 5-way; insulated; blue



Item No.: 859-405

Jumper; for jumper slot; 5-way; insulated; light gray



Item No.: 859-405/000-005

Jumper; for jumper slot; 5-way; insulated; red



Item No.: 859-405/000-029

Jumper; for jumper slot; 5-way; insulated; yellow



Item No.: 859-406/000-006

Jumper; for jumper slot; 6-way; insulated; blue



Item No.: 859-406

Jumper; for jumper slot; 6-way; insulated; light gray



Item No.: 859-406/000-005

Jumper; for jumper slot; 6-way; insulated; red



Item No.: 859-406/000-029

Jumper; for jumper slot; 6-way; insulated; yellow



Item No.: 859-407/000-006

Jumper; for jumper slot; 7-way; insulated; blue



Item No.: 859-407

Jumper; for jumper slot; 7-way; insulated; light gray



Item No.: 859-407/000-005

Jumper; for jumper slot; 7-way; insulated; red



Item No.: 859-407/000-029

Jumper; for jumper slot; 7-way; insulated; yellow



Item No.: 859-408/000-006

Jumper; for jumper slot; 8-way; insulated; blue



Item No.: 859-408

Jumper; for jumper slot; 8-way; insulated; light gray



Item No.: 859-408/000-005

Jumper; for jumper slot; 8-way; insulated; red



Item No.: 859-408/000-029

Jumper; for jumper slot; 8-way; insulated; yellow



Item No.: 859-409/000-006

Jumper; for jumper slot; 9-way; insulated; blue



Item No.: 859-409

Jumper; for jumper slot; 9-way; insulated; light gray



Item No.: 859-409/000-005

Jumper; for jumper slot; 9-way; insulated; red



Item No.: 859-409/000-029

Jumper; for jumper slot; 9-way; insulated; yellow

1.1.4 Marking

1.1.4.1 Marker



Item No.: 793-5501

WMB marking card; as card; for terminal block width 5 - 17.5 mm; stretchable 5 - 5.2 mm; plain; snap-on type; white

Item No.: 793-502

WMB marking card; as card; MARKED; 1 ... 10 (10x); not stretchable; Horizontal marking; snap-on type; white

Item No.: 793-566

WMB marking card; as card; MARKED; 1 ... 50 (2x); not stretchable; Horizontal marking; snap-on type; white

Item No.: 793-503

WMB marking card; as card; MARKED; 11 ... 20 (10x); not stretchable; Horizontal marking; snap-on type; white



Item No.: 793-504

WMB marking card; as card; MARKED; 21 ... 30 (10x); not stretchable; Horizontal marking; snap-on type; white

Item No.: 793-505

WMB marking card; as card; MARKED; 31 ... 40 (10x); not stretchable; Horizontal marking; snap-on type; white

Item No.: 793-506

WMB marking card; as card; MARKED; 41 ... 50 (10x); not stretchable; Horizontal marking; snap-on type; white

Item No.: 793-501

WMB marking card; as card; not stretchable; plain; snap-on type; white



Item No.: 2009-115

WMB-Inline; for Smart Printer; 1500 pieces on roll; stretchable 5 - 5.2 mm; plain; snap-on type; white

1.1.4.2 Marking strip



Item No.: 2009-110

Marking strips; for Smart Printer; on reel; not stretchable; plain; snap-on type; white

1.1.5 Power supply

1.1.5.1 Power Supply



Item No.: 787-2852

Switched-mode power supply; 1-phase; 24 VDC output voltage; 1 A output current

1.1.6 Terminal blocks

1.1.6.1 Supply and through module



Item No.: 857-979

Supply and through module

1.1.7 Tool

1.1.7.1 Operating tool




Item No.: 210-720

Operating tool; Blade: 3.5 x 0.5 mm; with a partially insulated shaft; multicoloured

Installation Notes

Commoning



Commoning, not discrete wiring – Same out-line allows use of a single in-line, push-in jumper.