

VAL-SEC-T2-3C-175-FM - Type 2 surge arrester



2905353

<https://www.phoenixcontact.com/us/products/2905353>

Please be informed that the data shown in this PDF document is generated from our online catalog. Please find the complete data in the user documentation. Our general terms of use for downloads are valid.



Plug-in surge arrester, in accordance with Type 2/Class II, for 3-phase power supply networks with combined PE and N installed in one conductor (4-conductor system: L1, L2, L3, PEN), with remote indication contact.

Your advantages

- Surge protection family for universal use with optimum energy coordination from the lightning current arrester to the device protection
- Easy to maintain due to consistently pluggable protection modules
- Excellent level of information provided by mechanical/visual status indicator and remote indication contact
- More space in the control cabinet due to the narrow overall width of just 12 mm per position and use without separate backup fuse up to 315 A gG

Commercial data

Item number	2905353
Packing unit	1 pc
Minimum order quantity	1 pc
Sales key	CL01
Product key	CL1351
Catalog page	Page 56 (C-4-2019)
GTIN	4046356948258
Weight per piece (including packing)	297.4 g
Weight per piece (excluding packing)	297 g
Customs tariff number	85363090
Country of origin	DE

VAL-SEC-T2-3C-175-FM - Type 2 surge arrester



2905353

<https://www.phoenixcontact.com/us/products/2905353>

Technical data

Product properties

Product type	Surge arrester
Product family	SEC Family
IEC test classification	II
	T2
EN type	T2
IEC power supply system	TN-C
Type	DIN rail module, two-section, divisible
Number of positions	3
Surge protection fault message	Optical, remote indicator contact

Insulation characteristics

Overvoltage category	III
Pollution degree	2

Electrical properties

Nominal frequency f_N	50 Hz (60 Hz)
-------------------------	---------------

Indicator/remote signaling

Connection name	Remote fault indicator contact
Switching function	Changeover contact
Operating voltage	5 V AC ... 250 V AC
	125 V DC (200 mA DC)
Operating current	5 mA AC ... 1 A AC
	1 A DC (30 V DC)

Connection data

Connection method	Screw connection
Screw thread	M5
Tightening torque	4.5 Nm
Stripping length	16 mm
Conductor cross section flexible	2.5 mm ² ... 16 mm ²
Conductor cross section rigid	2.5 mm ² ... 25 mm ²
Conductor cross section AWG	12 ... 4
Connection method	Fork-type cable lug
Conductor cross section flexible	1.5 mm ² ... 6 mm ²

Remote fault indicator contact

Connection method	Plug-in/screw connection via COMBICON
Screw thread	M2
Tightening torque	0.25 Nm
Stripping length	7 mm
Conductor cross section flexible	0.14 mm ² ... 1.5 mm ²

VAL-SEC-T2-3C-175-FM - Type 2 surge arrester

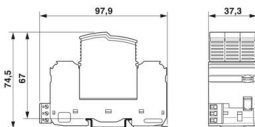


2905353

<https://www.phoenixcontact.com/us/products/2905353>

Conductor cross section rigid	0.14 mm ² ... 1.5 mm ²
Conductor cross section AWG	28 ... 16

Dimensions

Dimensional drawing	
Width	37.3 mm
Height	97.9 mm
Depth	74.5 mm (incl. DIN rail 7.5 mm)
Horizontal pitch	2 Div.

Material specifications

Color (Male connector)	light gray (RAL 7035)
Color (Base element)	gray (RAL 7042)
Flammability rating according to UL 94	V-0
CTI value of material	600
Insulating material	PA6.6-FR 20% GF PBT-FR
Material group	I
Housing material	PA 6.6-FR 20 % GF PBT-FR

Protective circuit

Mode of protection	L-PEN
Direction of action	3L-N/PE
Nominal voltage U_N	120/208 V AC (TN-C)
Nominal frequency f_N	50 Hz (60 Hz)
Maximum continuous voltage U_C	175 V AC
Rated load current I_L	40 A (Biconnect M4 fork-type cable lug 6 mm ²) 63 A (TWIN ferrule 2 x 10 mm ²)
Standby power consumption P_C	≤ 420 mVA
Nominal discharge current I_n (8/20) μs	20 kA
Maximum discharge current I_{max} (8/20) μs	40 kA
Short-circuit current rating I_{SCCR}	25 kA (for a backup fuse of up to 315 A gG) 50 kA (for a backup fuse of up to 200 A gG)
Voltage protection level U_p	≤ 0.85 kV
Residual voltage U_{res}	≤ 0.85 kV (at I_n) ≤ 0.75 kV (at 10 kA) ≤ 0.65 kV (at 5 kA) ≤ 0.63 kV (at 4 kA) ≤ 0.57 kV (at 2 kA)

VAL-SEC-T2-3C-175-FM - Type 2 surge arrester



2905353

<https://www.phoenixcontact.com/us/products/2905353>

TOV behavior at U_T	240 V AC (5 s / withstand mode)
	240 V AC (120 min / safe failure mode)
Response time t_A	≤ 25 ns
Max. backup fuse with V-type through wiring	40 A (gG / Biconnect M4 fork-type cable lug, 6 mm ²)
	63 A (gG / TWIN ferrule 2x 10mm ²)
Max. backup fuse with branch wiring	315 A (gG)

Environmental and real-life conditions

Ambient conditions

Degree of protection	IP20
Ambient temperature (operation)	-40 °C ... 80 °C
Ambient temperature (storage/transport)	-40 °C ... 80 °C
Altitude	≤ 2000 m (amsl)
Permissible humidity (operation)	5 % ... 95 %
Shock (operation)	30g (Half-sine / 11 ms / 3x $\pm X$, $\pm Y$, $\pm Z$)
Vibration (operation)	5g (10 ... 500 Hz / 2.5 h / X, Y, Z)

Approvals

UL specifications

Maximum continuous operating voltage MCOV (L-L)	350 V AC
Maximum continuous operating voltage MCOV (L-N)	175 V AC
Nominal discharge current I_n (L-L)	20 kA
Nominal discharge current I_n (L-N)	20 kA
Mode of protection	L-L
	L-N
Nominal voltage	120/208 V AC
Power distribution system	Wye
Nominal frequency	50/60 Hz
Measured limiting voltage MLV (L-L)	2010 V
Measured limiting voltage MLV (L-N)	1510 V
SPD Type	4CA

UL indicator/remote signaling

Operating voltage	125 V AC
AC operating current	1 A AC

UL connection data

Tightening torque	40 lb _f -in. ... 50 lb _f -in.
Conductor cross section AWG	14 ... 2 (solid)
	14 ... 4 (flexible)

Standards and regulations

Air clearances and creepage distances

Standards/regulations	DIN VDE 0110-1 / IEC 60664-1 / IEC 61643-11
-----------------------	---------------------------------------------

VAL-SEC-T2-3C-175-FM - Type 2 surge arrester



2905353

<https://www.phoenixcontact.com/us/products/2905353>

Standards/specifications	IEC 61643-11
Note	2011

EN 61643-11

Standards/specifications	EN 61643-11
Note	2012

Mounting

Mounting type	DIN rail: 35 mm
---------------	-----------------

VAL-SEC-T2-3C-175-FM - Type 2 surge arrester

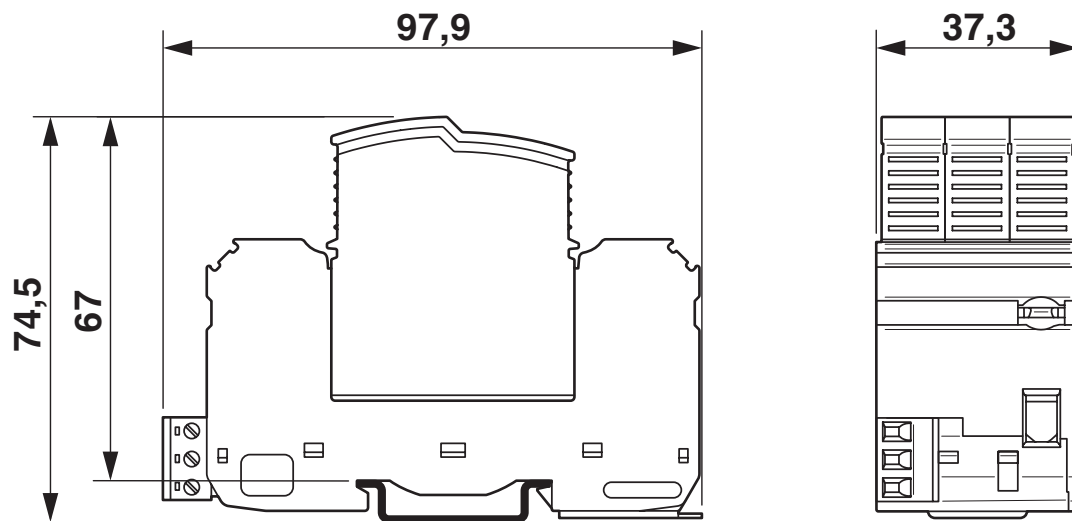
2905353

<https://www.phoenixcontact.com/us/products/2905353>

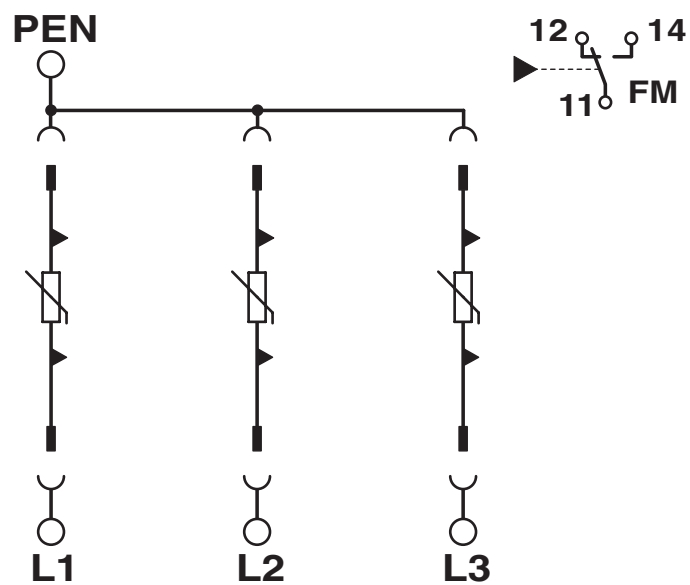


Drawings

Dimensional drawing



Circuit diagram



VAL-SEC-T2-3C-175-FM - Type 2 surge arrester



2905353

<https://www.phoenixcontact.com/us/products/2905353>

Approvals

To download certificates, visit the product detail page: <https://www.phoenixcontact.com/us/products/2905353>



cUL Recognized
Approval ID: FILE E 330181



UL Recognized
Approval ID: FILE E 330181



IECEE CB Scheme
Approval ID: NL-34356



EAC
Approval ID: RU C-DE.*09.B.00169

CCA

Approval ID: NTR-NL 7347



KEMA-KEUR
Approval ID: 2196453.01



DNV GL
Approval ID: TAE000023D

UAE-RoHS

Approval ID: 23-10-88707

VAL-SEC-T2-3C-175-FM - Type 2 surge arrester



2905353

<https://www.phoenixcontact.com/us/products/2905353>

Classifications

ECLASS

ECLASS-13.0	27171202
-------------	----------

ETIM

ETIM 9.0	EC000941
----------	----------

UNSPSC

UNSPSC 21.0	39121600
-------------	----------

VAL-SEC-T2-3C-175-FM - Type 2 surge arrester



2905353

<https://www.phoenixcontact.com/us/products/2905353>

Environmental product compliance

EU RoHS	
Fulfills EU RoHS substance requirements	Yes, No exemptions
China RoHS	
Environment friendly use period (EFUP)	EFUP-E
	No hazardous substances above the limits
EU REACH SVHC	
REACH candidate substance (CAS No.)	No substance above 0.1 wt%

Phoenix Contact 2025 © - all rights reserved
<https://www.phoenixcontact.com>

Phoenix Contact USA
586 Fulling Mill Road
Middletown, PA 17057, United States
(+717) 944-1300
info@phoenixcon.com