PRODUCT CATALOG

HIROSE ELECTRIC CO.,LTD.

MMCX Series

Ultra-small Push-on Coaxial Connector





Nov.1.2026 Copyright 2026 HIROSE ELECTRIC CO., LTD. All Rights Reserved.

Product Page
https://www.hirose.com/en/product/series/MMCX

Jan. 2025

Downloaded from Arrow.com.

Features

1. Push-on System for Easy Attachment and Removal

2. Applicable Cable

RG Type High Frequency Coaxial Cable
・RG-178B/U (φ1.8)
・RG-316/U (φ2.59 Max.)

Extra-fine Fluororesin Cable
・Single Shielded Cable (φ1.13, φ1.37, φ1.48)
・Double Shielded Cable (φ1.32)

Semi-flexible Cable
・External conductor diameter equivalent to 0.085 inches
(With jacket finishing diameter is φ2.5)
・External conductor diameter equivalent to 0.047 inches
(With jacket finishing diameter is φ1.44)

3. Double-ended Cable Assembly with Other Hirose Series

Double-ended cable assembly available with H. FL, U. FL, SMA, SMA(R) and TNC.

4. High Frequency Characteristics

Guaranteed frequency : DC to 8GHz
(The guaranteed frequency of some parts is DC to 6GHz.)

5. Two Types of Plugs Available

In addition to the standard plug, a mating compatible outer conductor contact reinforced type is also available.

6. RoHS2 Compliant

Nov.1.2026 Copyright 2026 HIROSE ELECTRIC CO., LTD. All Rights Reserved.

Downloaded from Arrow.com.

Application Examples

Wireless LAN, GPS, POS, Measurement Instrument, Wiring Inside Transmission Equipment

Product Specifications

Characteristic Impedance	50 Ω	Operating Temperature	-55 to +85℃
Rated Frequency	DC to 8GHz	Operating Humidity Range	90% Max.

Item	Specification	Condition
Insulation Resistance	500 MΩ Min.	Measured with 500V DC
Withstanding Voltage	No insulation breakdown	500V AC for 1 min.
Contact Resistance	Center : 10mΩ Max. Outer : 5mΩ Max.	Measured at a maximum of 100mA (DC or 1000Hz)
Extraction Force (Plug)	6 to 15N	Standard Type
	6N Min.	Outer Conductor Contact Reinforced Type [MMCX(AR)]
V.S.W.R.* (Note)	1.2 Max.	DC to 6GHz
	1.4 Max.	6 to 8GHz
Vibration Resistance	No electrical discontinuity for 1 μs or more. No damaged, cracks or loose parts.	Frequency of 10 to 500Hz, single amplitude of 0.75mm,acceleration of 98m/s^2 for 12 cycles in each of the 3 axes direction.
Thermal Shock	No electrical discontinuity for 1 μs or more. No damaged, cracks or loose parts.	Acceleration of 735m/s^2, for a duration of 6ms, sine half-wave waveform, 3 cycles in each of the 3 axes direction.
Humidity Resistance	No damaged, cracked or loose parts Insulation Resistance : 10MΩ Min. (High Humidity) Insulation Resistance : 500MΩ Min. (Dry)	96 hours at temperature of 40℃ and humidity of 95%.
Temperature Cycle	No damaged, cracked or loose parts.	Temperature : -55℃ → +20 to +35℃ → +85℃ → +20 to +35℃ Time : 30 min. → 5 min. → 30 min. → 5 min. 5 cycles
Mating Durability	Contact Resistance Center : 20mΩ Max. Outer : 10mΩ Max.	Mating/unmating : 500 mating cycles : Standard Type Mating/unmating : 100 mating cycles : Outer Conductor Contact Reinforced Type [MMCX(AR)]
Salt Spray	Satisfies the V.S.M.R.	5% salt water solution for 48 consecutive hours

Note : Refer to section on V.S.W.R. for details.

* V.S.W.R. Measurement System

The above V.S.W.R. standard values were measured using the measurement system shown below.

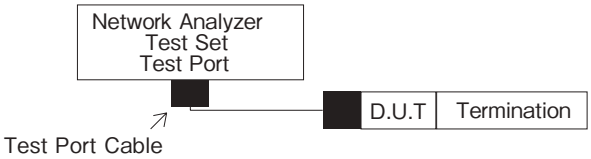

Note 1 : The cable connector is measured attached to a double-ended cable assembly with an applicable 15cm cable.
Note 2 : The board connector is measured while mounted to a 50Ω board and attached to a dedicated adapter.

Nov.1.2026 Copyright 2026 HIROSE ELECTRIC CO., LTD. All Rights Reserved.

Downloaded from Arrow.com.

● V.S.W.R.

V.S.W.R is 1.2 Max. (DC to 6GHz) or 1.4 Max. (6 to 8GHz) excluding the products listed below.

Item	Part No.	V.S.W.R.
Receptacle	MMCX-R-SMT-8	1.2 Max. (DC to 8GHz)
	MMCX-LR-SMT(40)	1.2 Max. (DC to 4GHz) 1.3 Max. (4 to 6GHz) 1.4 Max. (6 to 8GHz)
	MMCX-R-PC(40)	1.2 Max. (DC to 6GHz)
	MMCX-LR-PC-1(40)	1.3 Max. (DC to 3GHz) 1.5 Max. (3 to 6GHz)
Plug / Jack	MMCX(AR)-P-SF047 MMCX(AR)-P-SF085 MMCX(AR)-LP-SF047 MMCX-PJ-SF085	1.3 Max. (DC to 3GHz) 1.4 Max. (3 to 8GHz)
	MMCX(AR)-LP-SF085	1.3 Max. (DC to 3GHz) 1.4 Max. (3 to 4GHz) 1.5 Max. (4 to 5GHz) 1.6 Max. (5 to 6GHz)

Materials / Finish

Component	Material	Finish
Shell	Brass Stainless steel (Conversion Adapter)	Gold Plating
Male Center Contact	Phosphor Bronze	Gold Plating
Female Center Contact	Beryllium Copper	Gold Plating
In-line Contact (Male/Female)	Beryllium Copper (Conversion Adapter)	Gold Plating
Insulator	PTFE Resin	–
Securing Ring	Beryllium Copper (Plug)	Gold Plating
Crimp Sleeve	Bronze	Gold Plating
Cap	Brass (Plug)	Gold Plating

Nov.1.2026 Copyright 2026 HIROSE ELECTRIC CO., LTD. All Rights Reserved.

Downloaded from Arrow.com.

Product Number Structure

Refer to the chart below when determining the product specifications from the product number.
Please select from the product numbers listed in this catalog when placing orders.

■ Standard Type

MMCX - LP - 066 (40)
① ② ③ ④

① Series Name	MMCX	③ Applicable Cable /PCB Mounting Style	178B/U : RG-178B/U (ϕ 1.8) 316/U : RG-316/U (ϕ 2.59 Max.) FHSB : ϕ 1.48 (Single Shielded Cable) Coaxial Fluororesin Cable 088 : ϕ 1.37 (Single Shielded Cable) Coaxial Fluororesin Cable 066 : ϕ 1.32 (Double Shielded Cable) Coaxial Fluororesin Cable : ϕ 1.13 (Single Shielded Cable) Coaxial Fluororesin Cable SF085 :External Conductor Diameter Equivalent to 0.085 Inches (With Jacket Finishing Diameter is ϕ 2.5) PC : PCB Through Hole Type SMT : PCB SMT Mounting Type
② Connector Type	P : Straight Plug LP : Right Angle Plug PJ, BPJ : Pannel Jack J : Straight Jack LR : Right Angle Receptacle R : Receptacle	④ Specifications	RoHS2 Compliant

Nov.1.2026 Copyright 2026 HIROSE ELECTRIC CO., LTD. All Rights Reserved.

Downloaded from Arrow.com.

Examples of Mated Condition

Right Angle Receptacle + Straight Plug



Straight Receptacle + Straight Plug



Right Angle Receptacle + Right Angle Plug



Straight Receptacle + Right Angle Plug



Nov.1.2026 Copyright 2026 HIROSE ELECTRIC CO., LTD. All Rights Reserved.

Downloaded from Arrow.com.

[Reference] MMCX-R-SMT-8 High Frequency Characteristics

■Insertion Loss

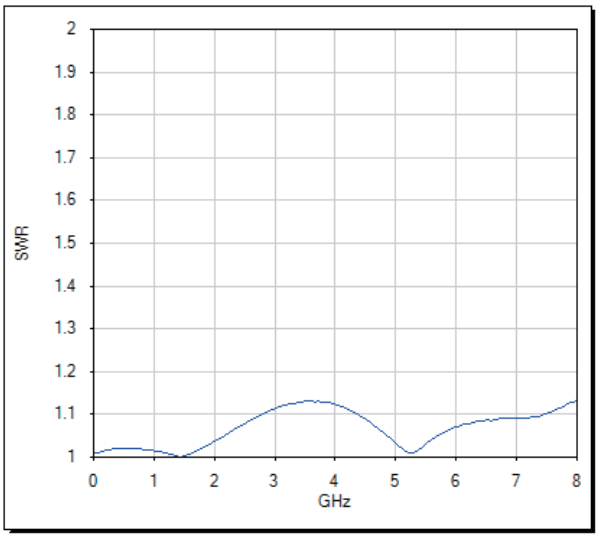

■V.S.W.R.

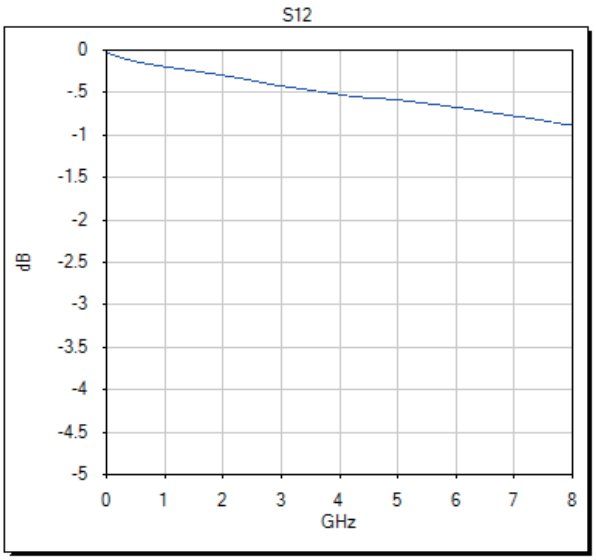

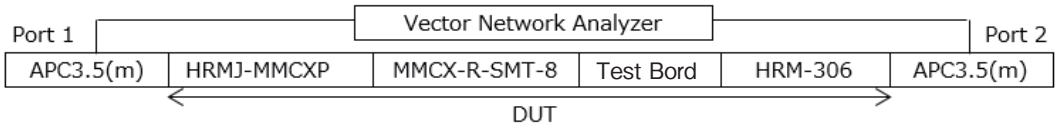

Nov.1.2026 Copyright 2026 HIROSE ELECTRIC CO., LTD. All Rights Reserved.

Downloaded from Arrow.com.

Right Angle Plug

● For ϕ1.32 Double Shielded Cable
For ϕ1.13 Single Shielded Cable

Connects with U.FL.



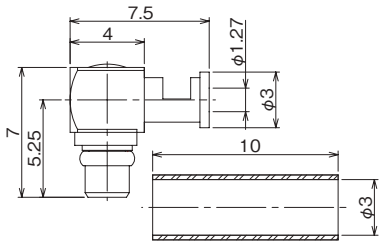

Part No.	HRS No.	Purchase Unit
MMCX-LP-066(40)	CL0339-0019-2-40	20pcs per bag

● For ϕ1.37 Single Shielded Cable

Connects with U.FL.



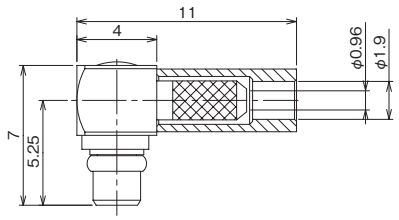

Part No.	HRS No.	Purchase Unit
MMCX-LP-088(40)	CL0339-0020-1-40	20pcs per bag

● For ϕ1.48 Single Shielded Cable



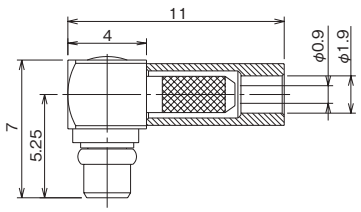

Part No.	HRS No.	Purchase Unit
MMCX-LP-FHSB(40)	CL0339-0007-3-40	100pcs per bag

Nov.1.2026 Copyright 2026 HIROSE ELECTRIC CO., LTD. All Rights Reserved.

Downloaded from Arrow.com.

● For RG-178B/U Cable



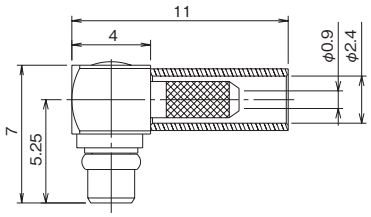

Part No.	HRS No.	Purchase Unit
MMCX-LP-178B/U(40)	CL0339-0001-7-40	20pcs per bag

● For RG-316/U Cable



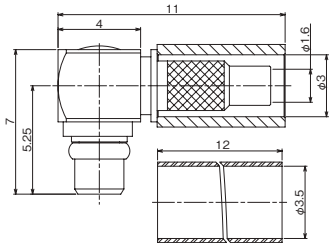

Part No.	HRS No.	Remarks
MMCX-LP-316/U(40)	CL0339-0006-0-40	We accept cable assembly specifications. Please contact a Hirose sales representative.

Nov.1.2026 Copyright 2026 HIROSE ELECTRIC CO., LTD. All Rights Reserved.

Downloaded from Arrow.com.

Straight Plug

● For ϕ1.32 Double Shielded Cable
For ϕ1.13 Single Shielded Cable

Connects with U.FL.



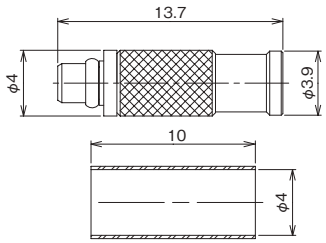

Part No.	HRS No.	Purchase Unit
MMCX-P-066(40)	CL0339-0023-0-40	100pcs per bag

● For ϕ1.37 Single Shielded Cable

Connects with U.FL.



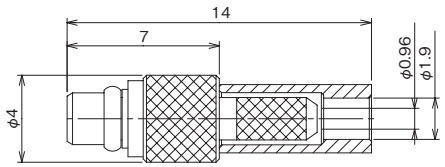

Part No.	HRS No.	Purchase Unit
MMCX-P-088(40)	CL0339-0021-4-40	20pcs per bag

Nov.1.2026 Copyright 2026 HIROSE ELECTRIC CO., LTD. All Rights Reserved.

Downloaded from Arrow.com.

● For ϕ1.48 Single Shielded Cable



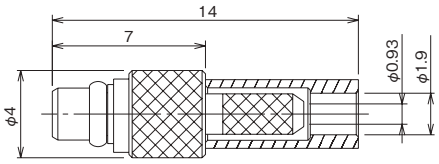

Part No.	HRS No.	Purchase Unit
MMCX-P-FHSB(40)	CL0339-0008-6-40	100pcs per bag

● For RG-178B/U Cable



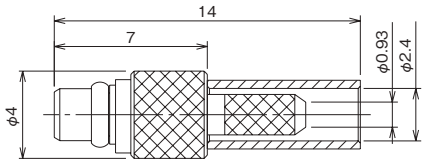

Part No.	HRS No.	Purchase Unit
MMCX-P-178B/U(40)	CL0339-0010-8-40	20pcs per bag

Straight Jack

● For RG-178B/U Cable



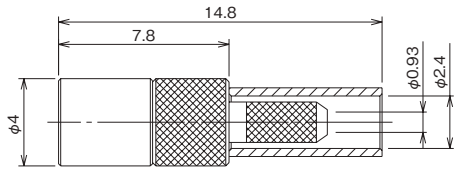

Part No.	HRS No.	Purchase Unit
MMCX-J-178B/U(40)	CL0339-0011-0-40	100pcs per bag

Nov.1.2026 Copyright 2026 HIROSE ELECTRIC CO., LTD. All Rights Reserved.

Downloaded from Arrow.com.

Panel Jack

● For ϕ1.32 Double Shielded Cable
For ϕ1.13 Single Shielded Cable

Connects with U.FL.



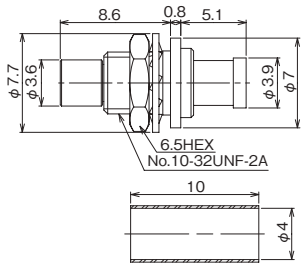

Part No.	HRS No.	Remarks
MMCX-BPJ-066(40)	CL0339-0016-4-40	We accept cable assembly specifications. Please contact a Hirose sales representative.

● For Semi-flexible Cable (Low Loss Type)

External conductor diameter equivalent to 0.085 Inches. (With jacket finishing diameter is ϕ2.5.)

■ Panel Cut-Out Dimensions

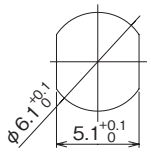

Recommended Panel Thickness : 1.3 to 2.5mm



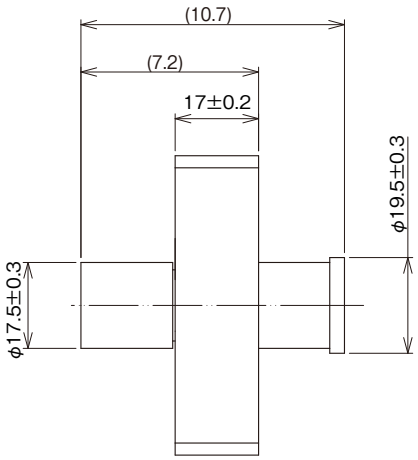

Part No.	HRS No.	Remarks
MMCX-PJ-SF085	CL0339-0045-0-00	We accept cable assembly specifications. Please contact a Hirose sales representative.

Nov.1.2026 Copyright 2026 HIROSE ELECTRIC CO., LTD. All Rights Reserved.

Downloaded from Arrow.com.

Receptacle

● For Straight SMT



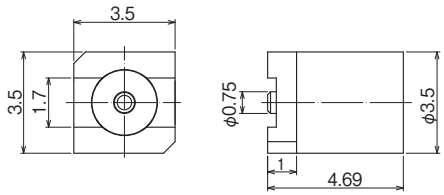

Part No.	HRS No.	Purchase Unit
MMCX-R-SMT-8	CL0339-0046-0-00	500pcs per reel

■ Recommended PCB Layout

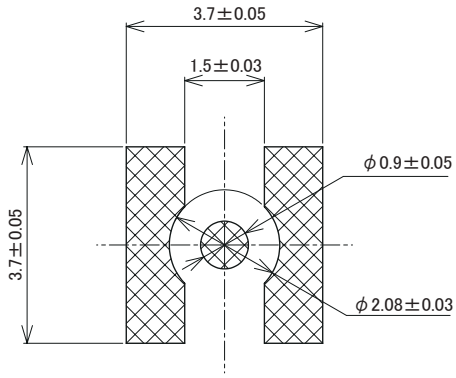

● For Right Angle SMT



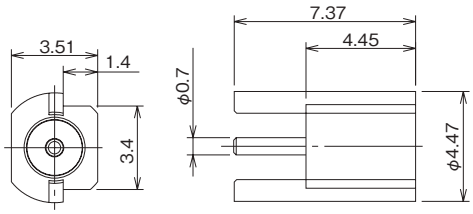

Part No.	HRS No.	Purchase Unit
MMCX-LR-SMT(40)	CL0339-0003-2-40	50pcs per tray

■ Recommended PCB Layout

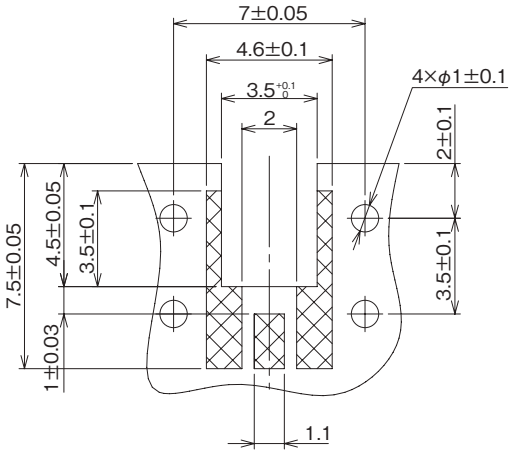

Nov.1.2026 Copyright 2026 HIROSE ELECTRIC CO., LTD. All Rights Reserved.

Downloaded from Arrow.com.

● For Straight Through-Hole



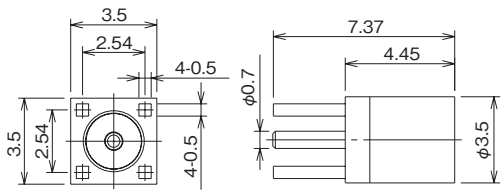

Part No.	HRS No.	Purchase Unit
MMCX-R-PC(40)	CL0339-0005-8-40	100pcs per bag

■ Recommended PCB Dimensions

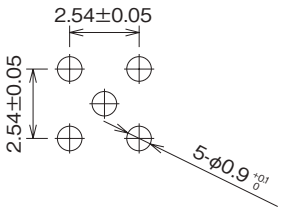

● For Right Angle Through-Hole



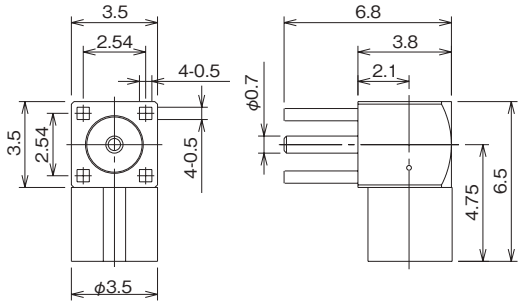

Part No.	HRS No.	Purchase Unit
MMCX-LR-PC-1(40)	CL0339-0013-6-40	10pcs per bag

■ Recommended PCB Dimensions

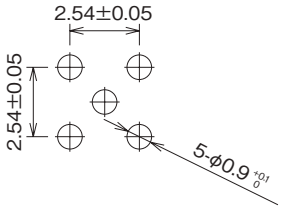

Nov.1.2026 Copyright 2026 HIROSE ELECTRIC CO., LTD. All Rights Reserved.

Downloaded from Arrow.com.

Conversion Adapter

● SMA Conversion Adapter (Mated Portion : SMA Plug - MMCX Jack)



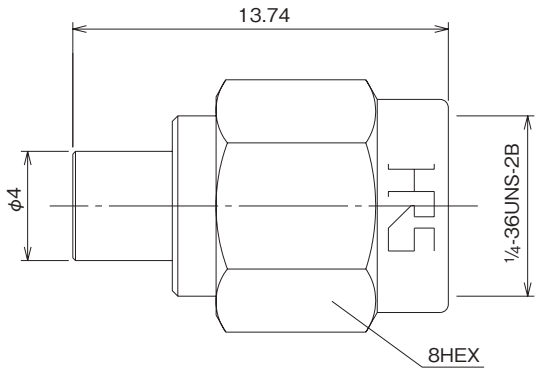

Part No.	HRS No.	Purchase Unit
HRMP-MMCXJ	CL0311-0312-1-00	20pcs per bag

Note : Can be used with standard type and outer conductor contact reinforced type (MMCX[AR]) MMCX plugs.

● SMA Conversion Adapter (Mated Portion : SMA Jack - MMCX Plug)



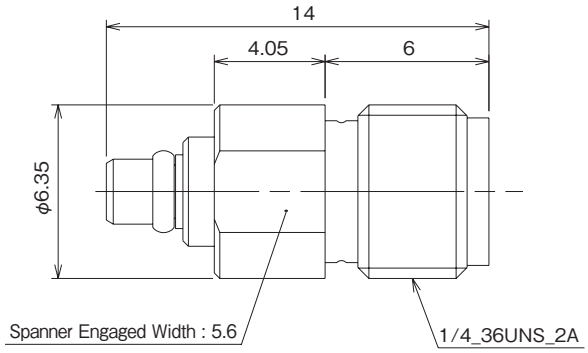

Part No.	HRS No.	Purchase Unit
HRMJ-MMCXP	CL0311-0313-4-00	20pcs per bag

Nov.1.2026 Copyright 2026 HIROSE ELECTRIC CO., LTD. All Rights Reserved.

Downloaded from Arrow.com.

Plug/Jack Termination Tools

Item	Part No.	Tool	HRS No.	Usage
Right Angle Plug	MMCX-LP-066(40)	MMCX-LP/PR-MP	CL0902-3064-6-00	Cap Press Fitting
	MMCX-LP-088(40)	HT103/MRF01-J-178	CL0350-0128-5-00	Outer Conductor Tightening
		MMCX-LP/PR-MP	CL0902-3064-6-00	Cap Press Fitting
	MMCX-LP-FHSB(40)	HT103/MRF01-J-178	CL0350-0128-5-00	Outer Conductor Tightening
		MMCX-LP/PR-MP	CL0902-3064-6-00	Cap Press Fitting
	MMCX-LP-178B/U(40)	HT103/MRF01-J-178	CL0350-0128-5-00	Outer Conductor Tightening
		MMCX-LP/PR-MP	CL0902-3064-6-00	Cap Press Fitting
Straight Plug	MMCX-P-066(40)	MMCX-P-066/CV-MD	CL0902-3272-0-00	Clamp Press Fitting
	MMCX-P-088(40)	HT103/MRF01-J-178	CL0350-0128-5-00	Outer Conductor Tightening
	MMCX-P-FHSB(40)	HT103/MRF01-J-178	CL0350-0128-5-00	Outer Conductor Tightening
	MMCX-P-178B/U(40)	HT103/MRF01-J-178	CL0350-0128-5-00	Outer Conductor Tightening
Straight Jack	MMCX-J-178B/U(40)	HT103/MRF01-J-178	CL0350-0128-5-00	Outer Conductor Tightening

Nov.1.2026 Copyright 2026 HIROSE ELECTRIC CO., LTD. All Rights Reserved.

HIROSE ELECTRIC CO.,LTD. 2-6-3,Nakagawa Chuoh,Tsuzuki-Ku,Yokohama-Shi 224-8540,JAPAN
https://www.hirose.com

※The contents of this catalog are current as of date of 1/2025. Contents are subject to change without notice for the purpose of improvements.
※The HRS logo and "HIROSE" are trademarks of HIROSE ELECTRIC CO., LTD.

Downloaded from Arrow.com.

PRODUCT CATALOG

HIROSE ELECTRIC CO.,LTD.

MMCX-AR Series

Outer Conductor Contact Reinforced Plug Connector [MMCX(AR)]





Nov.1.2026 Copyright 2026 HIROSE ELECTRIC CO., LTD. All Rights Reserved.

Product Page
https://www.hirose.com/en/product/series/MMCX

Jan. 2025

Downloaded from Arrow.com.

Product Number Structure

Refer to the chart below when determining the product specifications from the product number.
Please select from the product numbers listed in this catalog when placing orders.

MMCX (AR) - LP - 066
❶ ❷ ❸ ❹

❶ Series Name	MMCX	❹ Applicable Cable or Board Mounting Style	178B/U : RG-178B/U (ϕ 1.8) FHSB : ϕ 1.48 (Single Shielded Cable) Coaxial Fluororesin Cable 088 : ϕ 1.37 (Single Shielded Cable) Coaxial Fluororesin Cable 066 : ϕ 1.32 (Double Shielded Cable) Coaxial Fluororesin Cable : ϕ 1.13 (Single Shielded Cable) Coaxial Fluororesin Cable SF085 : External Conductor Diameter Equivalent to 0.085 Inches (With Jacket Finishing Diameter is ϕ 2.5) SF047 : External Conductor Diameter Equivalent to 0.047 Inches (With Jacket Finishing Diameter is ϕ 1.44)
❷ Outer Conductor Contact Reinforced Type	(AR)		
❸ Connector Type	P : Straight Plug LP : Right Angle Plug		

[Reference] Semi-flexible Cable Configuration and Cable Loss Comparison

Semi-flexible Cable Configuration

Excellent Electrical Performance Due to Tin-Coated Braided Shielding

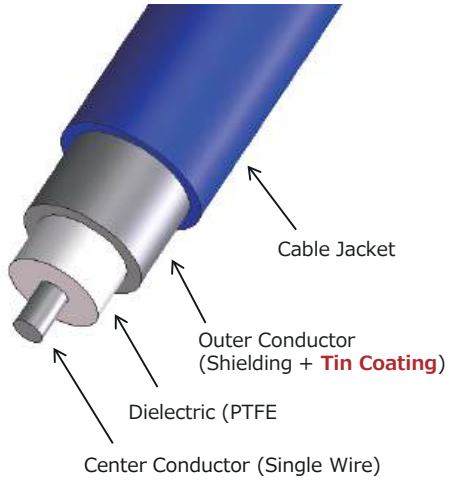

Insertion Loss Comparison

(Semi-flexible Cable & Flexible Cable)

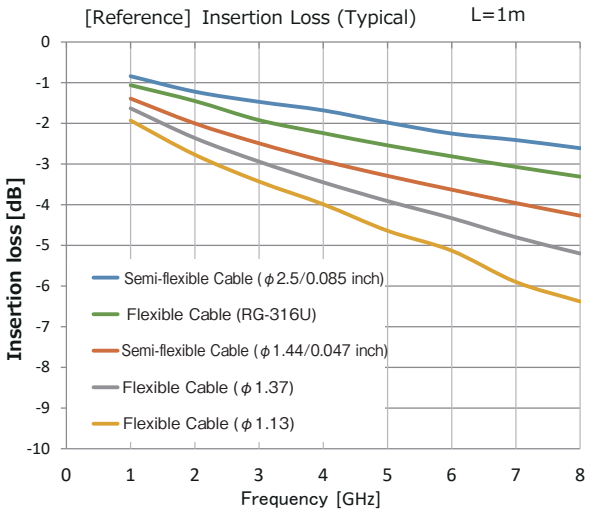

Nov.1.2026 Copyright 2026 HIROSE ELECTRIC CO., LTD. All Rights Reserved.

Downloaded from Arrow.com.

Standard Type and Outer Conductor Contact Reinforced Type [MMCX(AR)]

Standard Type

Product : MMCX-P-###

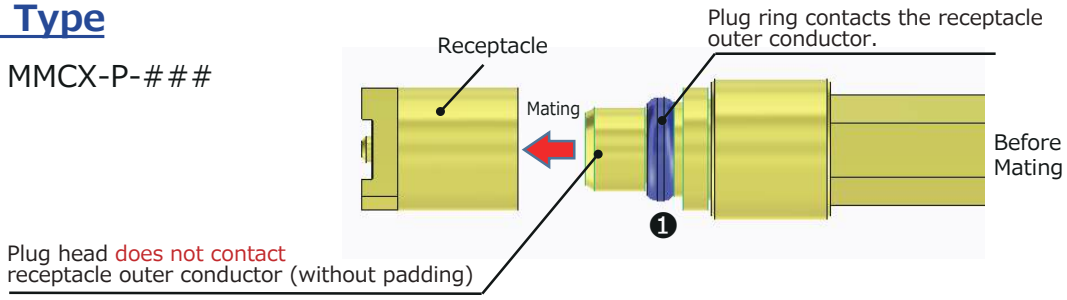

Only a single point makes contact with the outer conductor.

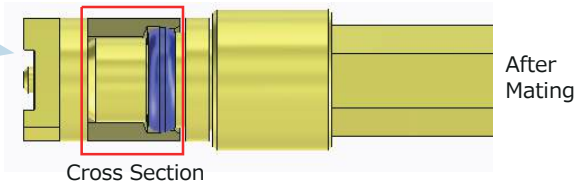

Outer Conductor Contact Reinforced Type [MMCX(AR)]

Since the contact is strengthened compared to the standard type, mating feels tighter.

Product : MMCX(AR)-P-###

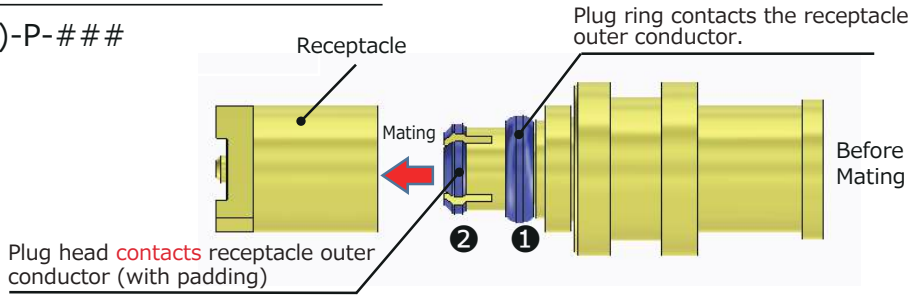

Contact with the receptacle outer conductor at two points enhances prying force and ensures high contact reliability even in difficult wiring conditions.

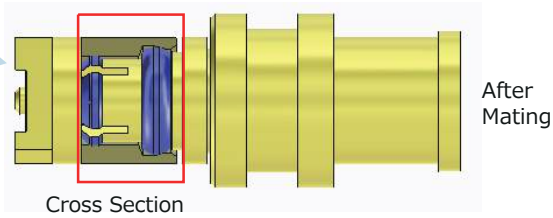

Mating and Extraction Forces Comparison (Reference Value)

(Reference Value)	Mating Force	Extraction Force
Standard Type	15N	15N
Outer Conductor Contact Reinforced Type [MMCX(AR)]	35N	25N

Nov.1.2026 Copyright 2026 HIROSE ELECTRIC CO., LTD. All Rights Reserved.

Downloaded from Arrow.com.

Right Angle Plug

● For ϕ1.32 Double Shielded Cable
For ϕ1.13 Single Shielded Cable

Connects with U.FL.



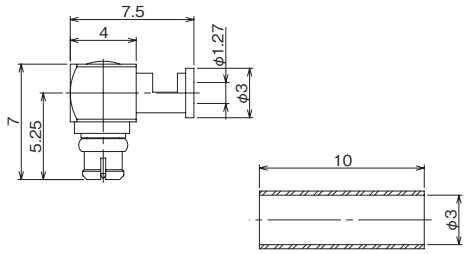

Part No.	HRS No.	Purchase Unit
MMCX(AR)-LP-066	CL0339-0031-8-00	20pcs per bag

● For ϕ1.48 Single Shielded Cable



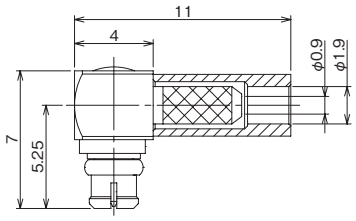

Part No.	HRS No.	Purchase Unit
MMCX(AR)-LP-FHSB	CL0339-0035-9-00	100pcs per bag

● For RG-178B/U Cable



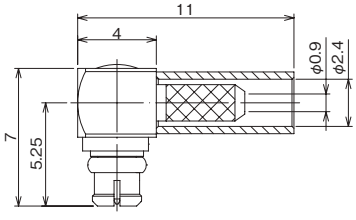

Part No.	HRS No.	Purchase Unit
MMCX(AR)-LP-178B/U	CL0339-0033-3-00	100pcs per bag

Nov.1.2026 Copyright 2026 HIROSE ELECTRIC CO., LTD. All Rights Reserved.

Downloaded from Arrow.com.

Straight Plug

● For ϕ1.32 Double Shielded Cable
For ϕ1.13 Single Shielded Cable

Connects with U.FL.



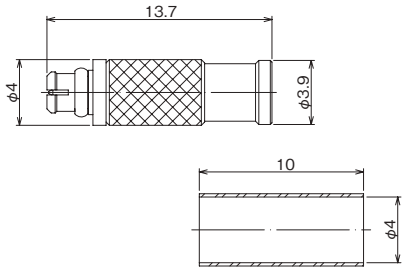

Part No.	HRS No.	Purchase Unit
MMCX(AR)-P-066	CL0339-0030-5-00	100pcs per bag

● For ϕ1.37 Single Shielded Cable

Connects with U.FL.



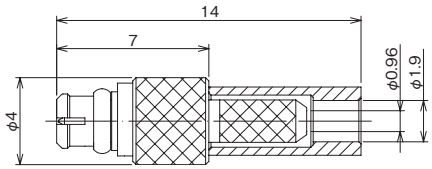

Part No.	HRS No.	Purchase Unit
MMCX(AR)-P-088	CL0339-0037-4-00	20pcs per bag

● For RG-178B/U Cable



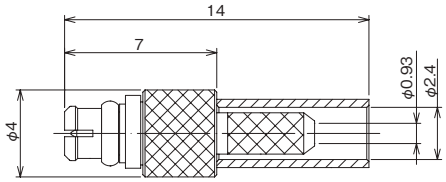

Part No.	HRS No.	Purchase Unit
MMCX(AR)-P-178B/U	CL0339-0038-7-00	100pcs per bag

Nov.1.2026 Copyright 2026 HIROSE ELECTRIC CO., LTD. All Rights Reserved.

Downloaded from Arrow.com.

● For Semi-flexible Cable (Low Loss Type)

External conductor diameter equivalent to 0.047 Inches. (With jacket finishing diameter is φ1.44.)



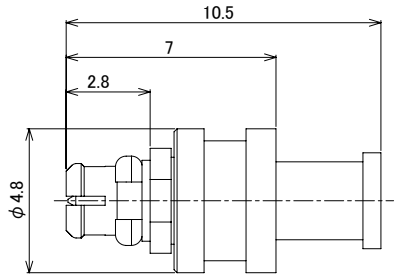

Part No.	HRS No.	Remarks
MMCX(AR)-P-SF047	CL0339-0032-0-00	We accept cable assembly specifications. Please contact a Hirose sales representative.

Conversion Adapter

● SMA Conversion Adapter (Mated Portion : SMA Plug - MMCX Jack)



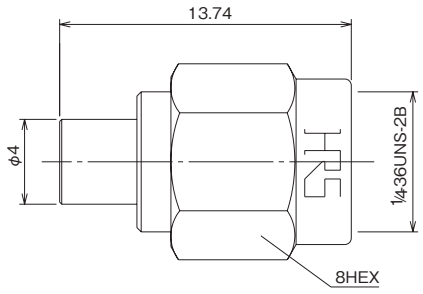

Part No.	HRS No.	Purchase Unit
HRMP-MMCXJ	CL0311-0312-1-00	20pcs per bag

Note : Can be used with standard type and outer conductor contact reinforced type (MMCX[AR]) MMCX plugs.

Nov.1.2026 Copyright 2026 HIROSE ELECTRIC CO., LTD. All Rights Reserved.

Downloaded from Arrow.com.

Plug Termination Tools

Item	Part No.	Tool	HRS No.	Usage
Right Angle Plug	MMCX(AR)-LP-066	MMCX-LP/PR-MP	CL0902-3064-6-00	Cap Press Fitting
	MMCX(AR)-LP-FHSB	HT103/MRF01-J-178	CL0350-0128-5-00	Outer Conductor Tightening
		MMCX-LP/PR-MP	CL0902-3064-6-00	Cap Press Fitting
	MMCX(AR)-LP-178B/U	HT103/MRF01-J-178	CL0350-0128-5-00	Outer Conductor Tightening
		MMCX-LP/PR-MP	CL0902-3064-6-00	Cap Press Fitting
Straight Plug	MMCX(AR)-P-066	MMCX-P-066/CV-MD	CL0902-3272-0-00	Clamp Press Fitting
	MMCX(AR)-P-088	HT103/MRF01-J-178	CL0350-0128-5-00	Outer Conductor Tightening
	MMCX(AR)-P-178B/U	HT103/MRF01-J-178	CL0350-0128-5-00	Outer Conductor Tightening

Nov.1.2026 Copyright 2026 HIROSE ELECTRIC CO., LTD. All Rights Reserved.

While Taking into Consideration

Specifications mentioned in this catalog are reference values.
When considering to order or use this product, please review the Drawing and Product Specifications sheets.
Use an appropriate cable when using the connector in combination with cables.
If considering usage of a non-specified cable, please contact your sales representative.
If assembly process is done by jigs & tools which are not identified by Hirose, the warranty of the product may be affected.
If considering usage for below mentioned applications, please contact your sales representative.
In cases where the application will demand a high level of reliability, such as automotive, medical instruments, public infrastructure, aerospace/ defense etc. Hirose must review before assurance of reliability can be given.

HIROSE ELECTRIC CO.,LTD. 2-6-3,Nakagawa Chuoh,Tsuzuki-Ku,Yokohama-Shi 224-8540,JAPAN
https://www.hirose.com

※The contents of this catalog are current as of date of 1/2025. Contents are subject to change without notice for the purpose of improvements.
※The HRS logo and "HIROSE" are trademarks of HIROSE ELECTRIC CO., LTD.

Downloaded from Arrow.com.