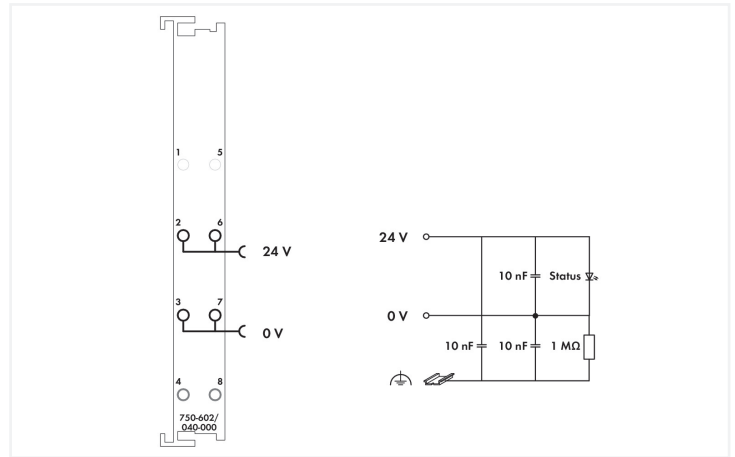


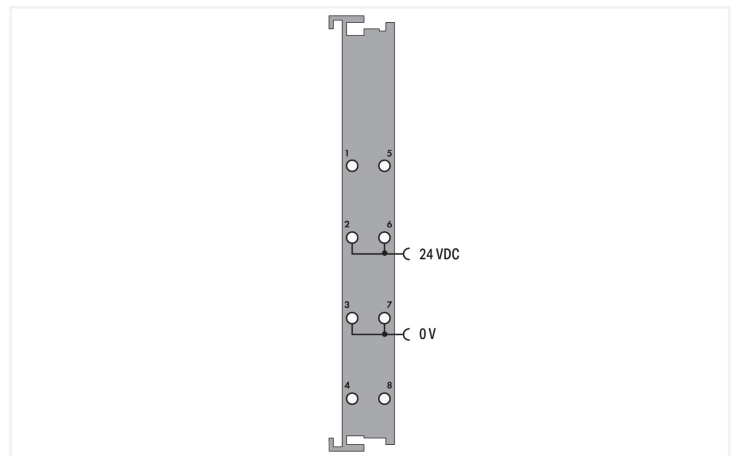
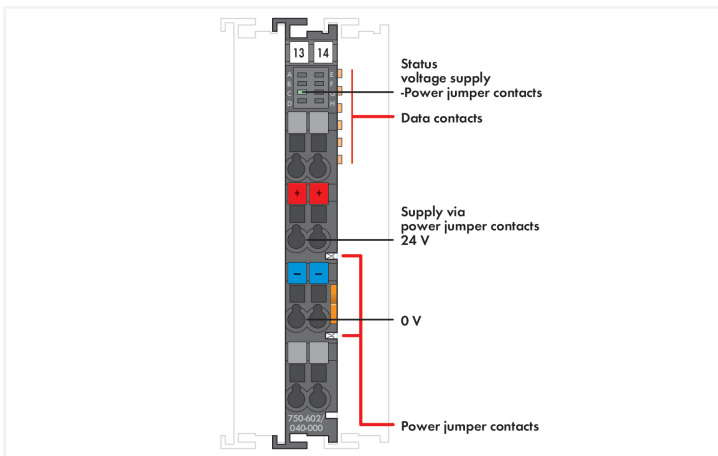
# Data Sheet | Item Number: 750-602/040-000

Power Supply; 24 VDC; Extreme

<https://www.wago.com/750-602/040-000>



Color: ■ dark gray



This supply module provides the I/O modules with the corresponding supply potential.

The maximum current provided by the supply module is 10 A. When configuring the system, the total current must not be exceeded.

Should higher currents be necessary, an intermediate supply module must be added to the assembly.

### The device is ideal for operation in extreme environments thanks to:

- An extended temperature range
- Greater immunity to impulse voltages and electromagnetic interference
- Higher vibration and shock resistance

### Technical data

Signal type	Voltage
Signal type (voltage)	24 VDC
Supply voltage (system)	5 VDC; via data contacts
Supply voltage (field)	24 VDC (-25 ... +30 %); via power jumper contacts (power supply via CAGE CLAMP® connection; transmission via spring contact); Derating must be observed!
Derating	Derating (supply voltage): Ambient temperatures under laboratory conditions: (-25 ... +30 %); for -40 ... +55 °C: 24 V (-25 ... +20 %); for +55 ... +70 °C: 24 V (-25 ... +10 %); Lower limit in all temperature ranges: -27.5 % (including 15 % residual ripple)
Current carrying capacity (power jumper contacts)	10 A
Number of outgoing power jumper contacts	2
Rated impulse withstand voltage	1 kV

### Technical data

Indicators	LED (C) green: operating voltage status, power jumper contacts
------------	--

### Connection Data

Connectable conductor materials	Copper
Connection type	Field supply
Solid conductor	0.25 ... 2.5 mm <sup>2</sup> / 24 ... 14 AWG
Fine-stranded conductor	0.25 ... 2.5 mm <sup>2</sup> / 24 ... 14 AWG
Strip length	8 ... 9 mm / 0.31 ... 0.35 inches
Connection technology: field supply	4 x CAGE CLAMP®

### Physical data

Width	12 mm / 0.472 inches
Height	100 mm / 3.937 inches
Depth	67.8 mm / 2.669 inches
Depth from upper-edge of DIN-rail	60.6 mm / 2.386 inches

### Mechanical data

Mounting type	DIN-35 rail
---------------	-------------

### Material data

Color	dark gray
Housing material	Polycarbonate; polyamide 6.6
Fire load	0.703 MJ
Weight	44.4 g
Conformity marking	CE

### Environmental requirements

Ambient temperature (operation)	-40 ... +70 °C
Ambient temperature (storage)	-40 ... +85 °C
Ambient temperature (installation)	-20 ... +70 °C
Protection type	IP20
Pollution degree	2 per IEC 61131-2
Operating altitude	without temperature derating: 0 ... 2000 m; with temperature derating: 2000 ... 5000 m (0.5 K/100 m); 5000 m (max.)
Mounting position	Horizontal left, horizontal up, vertical top and vertical bottom
Relative humidity (without condensation)	95 %
Relative humidity (with condensation)	Short-term condensation per Class 3K7/IEC EN 60721-3-3 and E-DIN 40046-721-3 (except for wind-driven precipitation, water and ice formation)
Vibration resistance	According to type test for marine classification (ABS, BV, DNV, IACS, LR): acceleration: 5g, IEC 60068-2-6, EN 60870-2-2, IEC 60721-3-1, -3, EN 50155, EN 61373
Shock resistance	per IEC 60068-2-27 (10g/16 ms/half-sine/1,000 shocks; 25g/6 ms/half-sine/1,000 shocks), EN 50155, EN 61373
EMC immunity to interference	per EN 61000-6-1, -2; EN 61131-2; marine applications; EN 50121-3-2; EN 50121-4, -5; EN 60255-26; EN 60870-2-1; EN 61850-3; IEC 61000-6-5; IEEE 1613; VDEW: 1994
EMC emission of interference	per EN 61000-6-3, -4, EN 61131-2, EN 60255-26, marine applications, EN 60870-2-1, EN 61850-3, EN 50121-3-2, EN 50121-4, -5
Exposure to pollutants	per IEC 60068-2-42 and IEC 60068-2-43
Permissible H <sub>2</sub> S contaminant concentration at a relative humidity 75 %	10 ppm
Permissible SO <sub>2</sub> contaminant concentration at a relative humidity 75 %	25 ppm

**Commercial data**

Product Group	15 (I/O System)
PU (SPU)	1 pcs
Packaging type	Box
Country of origin	DE
GTIN	4050821460169
Customs tariff number	85389091890

**Product Classification**

UNSPSC	39121410
eCl@ss 10.0	27-24-26-10
eCl@ss 9.0	27-24-26-10
ETIM 9.0	EC001600
ETIM 10.0	EC001600
ECCN	NO US CLASSIFICATION

**Environmental Product Compliance**

CAS-No.	1303-86-2 1317-36-8 7439-92-1
REACH Candidate List Substance	Diboron trioxide Lead Lead monoxide Perfluorobutane sulfonic acid (PFBS) and its salts
RoHS Compliance Status	Compliant,With Exemption
RoHS Exemption	6(c) 7(a) 7(c)-I 7(c)-II
SCIP notification number (Bulgaria)	63978cbf-c39a-4dfa-a20d-ae4ae53f34b9
SCIP notification number (Czech Republic)	f84b766f-b2ab-44c8-b9e0-c0f1541d8dad

**Approvals / Certificates**

**General approvals**

**Declarations of conformity and manufacturer's declarations**



Approval	Standard	Certificate Name
EAC GZO Almaty Standart	TP TC 020/2011	EAC CoC 03083
KC National Radio Research Agency	Article 58-2, Clause 3	MSIP-REM-W43-SPP750
UL Underwriters Laboratories Inc. (ORDINARY LOCATIONS)	UL 508	E175199

Approval	Standard	Certificate Name
EU-Declaration of Conformity WAGO GmbH & Co. KG	-	-
UK-Declaration of Conformity WAGO GmbH & Co. KG	-	-

Approvals for marine applications



Approval	Standard	Certificate Name
ABS American Bureau of Shipping	-	22-2208829-PDA
LR Lloyds Register	-	LR22276776TA
PRS Polski Rejestr Statków	-	TE/1099/880590/23

Approvals for hazardous areas



Approval	Standard	Certificate Name
ATEX TUEV Nord Cert GmbH	EN 60079-0	TUEV 17 ATEX 193969X (II 3 G Ex ec IIC T4 Gc)
CCC CNEC	CNCA-C23-01	2020312310000214 (Ex ec IIC T4 Gc)
IECEX TUEV Nord Cert GmbH	IEC 60079-0	IECEX TUN 16.0046X (Ex ec IIC T4 Gc)
UKEx WAGO GmbH & Co. KG	EN 60079-0	UKCA_WA GO22UKEX005X_ec
UL Underwriters Laboratories Inc. (HAZARDOUS LOCATIONS)	UL 121201	E198726

Downloads

Environmental Product Compliance

Compliance Search

Environmental Product Compliance 750-602/040-000	↓
---	---

Documentation

Manual

Product Manual 24 V DC Power Supply /XTR	2749000459   1   en-US   2025-11-12 10:37 11.12.2025	pdf 983.81 KB	↓
--	--	------------------	---

System Description

Overview on WAGO-I/O-SYSTEM 750 approvals	pdf 770.48 KB	↓
750 XTR Series I/O-System – General Product Information	pdf 726.09 KB	↓

Bid Text

750-602/040-000	19.02.2019	xml 5.88 KB	↓
750-602/040-000	28.10.2015	doc 27.00 KB	↓

Instruction Leaflet

CCC Ex (Additional information)	26.04.2023	pdf 144.58 KB	↓
---------------------------------	------------	------------------	---

CAD/CAE-Data

CAD data

2D/3D Models 750-602/040-000	↓
---------------------------------	---

CAE data

EPLAN Data Portal 750-602/040-000	↓
WSCAD Universe 750-602/040-000	↓
ZUKEN Portal 750-602/040-000	↓

## 1 Compatible Products

### 1.1 Optional Accessories

#### 1.1.1 DIN-rail

##### 1.1.1.1 Mounting accessories



**Item No.: 210-196**

Aluminum carrier rail; 35 x 8.2 mm; 1.6 mm thick; 2 m long; unslotted; similar to EN 60715; silver-colored



**Item No.: 210-198**

Copper carrier rail; 35 x 15 mm; 2.3 mm thick; 2 m long; unslotted; according to EN 60715; copper-colored



**Item No.: 210-197**

Steel carrier rail; 35 x 15 mm; 1.5 mm thick; 2 m long; slotted; similar to EN 60715; silver-colored



**Item No.: 210-114**

Steel carrier rail; 35 x 15 mm; 1.5 mm thick; 2 m long; unslotted; similar to EN 60715; silver-colored



**Item No.: 210-118**

Steel carrier rail; 35 x 15 mm; 2.3 mm thick; 2 m long; unslotted; according to EN 60715; silver-colored



**Item No.: 210-115**

Steel carrier rail; 35 x 7.5 mm; 1 mm thick; 2 m long; slotted; according to EN 60715; "Hole width 18 mm; silver-colored



**Item No.: 210-112**

Steel carrier rail; 35 x 7.5 mm; 1 mm thick; 2 m long; slotted; according to EN 60715; "Hole width 25 mm; silver-colored



**Item No.: 210-113**

Steel carrier rail; 35 x 7.5 mm; 1 mm thick; 2 m long; unslotted; according to EN 60715; silver-colored

#### 1.1.2 Marking

##### 1.1.2.1 Group marker carrier



**Item No.: 750-107**

Group marker carrier

##### 1.1.2.2 Marker



**Item No.: 2009-145/000-006**

Mini-WSB Inline; for Smart Printer; 1700 pieces on roll; stretchable 5 - 5.2 mm; plain; snap-on type; blue



**Item No.: 2009-145/000-007**

Mini-WSB Inline; for Smart Printer; 1700 pieces on roll; stretchable 5 - 5.2 mm; plain; snap-on type; gray



**Item No.: 2009-145/000-023**

Mini-WSB Inline; for Smart Printer; 1700 pieces on roll; stretchable 5 - 5.2 mm; plain; snap-on type; green



**Item No.: 2009-145/000-012**

Mini-WSB Inline; for Smart Printer; 1700 pieces on roll; stretchable 5 - 5.2 mm; plain; snap-on type; orange



**Item No.: 2009-145/000-005**

Mini-WSB Inline; for Smart Printer; 1700 pieces on roll; stretchable 5 - 5.2 mm; plain; snap-on type; red



**Item No.: 2009-145/000-024**

Mini-WSB Inline; for Smart Printer; 1700 pieces on roll; stretchable 5 - 5.2 mm; plain; snap-on type; violet



**Item No.: 2009-145**

Mini-WSB Inline; for Smart Printer; 1700 pieces on roll; stretchable 5 - 5.2 mm; plain; snap-on type; white



**Item No.: 2009-145/000-002**

Mini-WSB Inline; for Smart Printer; 1700 pieces on roll; stretchable 5 - 5.2 mm; plain; snap-on type; yellow



**Item No.: 248-501/000-006**

Mini-WSB marking card; as card; not stretchable; plain; snap-on type; blue



**Item No.: 248-501/000-007**

Mini-WSB marking card; as card; not stretchable; plain; snap-on type; gray



**Item No.: 248-501/000-023**

Mini-WSB marking card; as card; not stretchable; plain; snap-on type; green



**Item No.: 248-501/000-017**

Mini-WSB marking card; as card; not stretchable; plain; snap-on type; light green



**Item No.: 248-501/000-012**

Mini-WSB marking card; as card; not stretchable; plain; snap-on type; orange



**Item No.: 248-501/000-005**

Mini-WSB marking card; as card; not stretchable; plain; snap-on type; red



**Item No.: 248-501/000-024**

Mini-WSB marking card; as card; not stretchable; plain; snap-on type; violet



**Item No.: 248-501**

Mini-WSB marking card; as card; not stretchable; plain; snap-on type; white



**Item No.: 248-501/000-002**

Mini-WSB marking card; as card; not stretchable; plain; snap-on type; yellow

1.1.2.3 Marker carrier



**Item No.: 750-103**  
Group marker carrier

1.1.3 Shield termination

1.1.3.1 Shield clamping saddles



**Item No.: 790-108**  
Shield clamping saddle; 11 mm wide; diameter of compatible conductor; 3 ... 8 mm



**Item No.: 790-208**  
Shield clamping saddle; 12.4 mm wide; 3 ... 8 mm



**Item No.: 790-116**  
Shield clamping saddle; 19 mm wide; diameter of compatible conductor; 7 ... 16 mm



**Item No.: 790-216**  
Shield clamping saddle; 21.8 mm wide; 6 ... 16 mm



**Item No.: 790-124**  
Shield clamping saddle; 27 mm wide; diameter of compatible conductor; 6 ... 24 mm



**Item No.: 790-220**  
Shield clamping saddle; 30 mm wide; 6 ... 20 mm



**Item No.: 790-140**  
Shield clamping saddle; diameter of compatible conductor

1.1.4 System enclosure

1.1.4.1 System enclosure



**Item No.: 850-825**  
IP65 enclosure; Aluminium (RAL 7032); Wx-HxD (160x100x160 mm); 9 x M12, 4 x M20



**Item No.: 850-826**  
IP65 enclosure; Aluminium (RAL 7032); Wx-HxD (240x100x160 mm); 4 x M20, 4 x M16, 14 x M12 cable grip



**Item No.: 850-827**  
IP65 enclosure; Aluminium (RAL 7032); Wx-HxD (320x100x160 mm); 4 x M20, 8 x M16, 17 x M12 cable grip



**Item No.: 850-828**  
IP65 enclosure; Aluminium (RAL 7032); Wx-HxD (480x100x160 mm); 4 x M20, 10 x M16, 35 x M12 cable grip



**Item No.: 850-826/002-000**  
IP65 enclosure; Aluminium (RAL 7035); Wx-HxD (240x100x160 mm); 4 x M20, 4 x M16, 14 x M12 cable grip



**Item No.: 850-827/002-000**  
IP65 enclosure; Aluminium (RAL 7035); Wx-HxD (320x100x160 mm); 4 x M20, 8 x M16, 17 x M12 cable grip



**Item No.: 850-828/002-000**  
IP65 enclosure; Aluminium (RAL 7035); Wx-HxD (480x100x160 mm); 4 x M20, 10 x M16, 35 x M12 cable grip



**Item No.: 850-834**  
IP65 enclosure; Polyester (RAL 7032); Wx-HxD (164x100x164 mm); 9 x M12, 4 x M20



**Item No.: 850-835**  
IP65 enclosure; Polyester (RAL 7032); Wx-HxD (244x100x164 mm); 4 x M20, 4 x M16, 14 x M12 cable grip



**Item No.: 850-836**  
IP65 enclosure; Polyester (RAL 7032); Wx-HxD (324x100x164 mm); 4 x M20, 8 x M16, 17 x M12 cable grip



**Item No.: 850-814/002-000**  
IP65 enclosure; Sheet steel (RAL 7035); Wx-HxD (200x120x200 mm); without flange plate



**Item No.: 850-815/002-000**  
IP65 enclosure; Sheet steel (RAL 7035); Wx-HxD (300x120x200 mm); without flange plate



**Item No.: 850-816/002-000**  
IP65 enclosure; Sheet steel (RAL 7035); Wx-HxD (400x120x200 mm); without flange plate



**Item No.: 850-817/002-000**  
IP65 enclosure; Sheet steel (RAL 7035); Wx-HxD (600x120x200 mm); without flange plate

Subject to changes. Please also observe the further product documentation!

Current addresses can be found at: [www.wago.com](http://www.wago.com)