REV.	DATE	DESCRIPTION
NC	05/04/00	INITIAL RELEASE
A	02/11/06	UPDATE DRAWING FORMAT

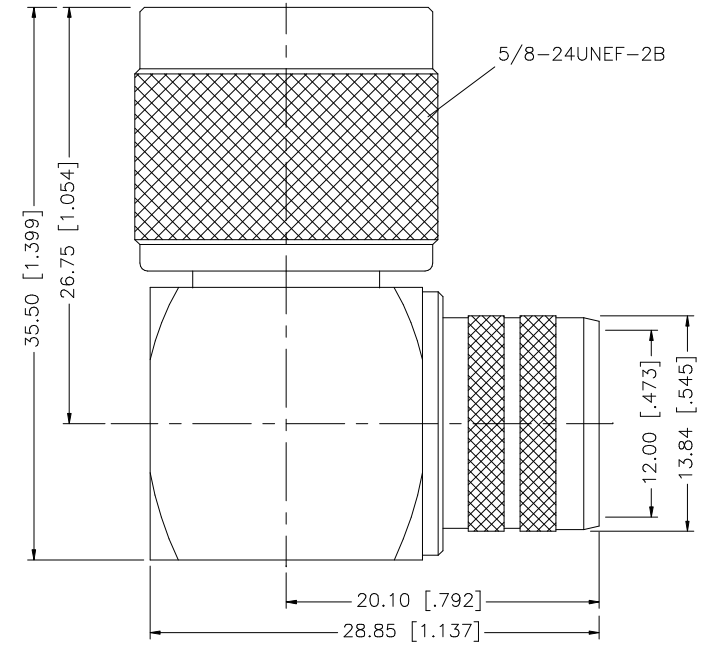

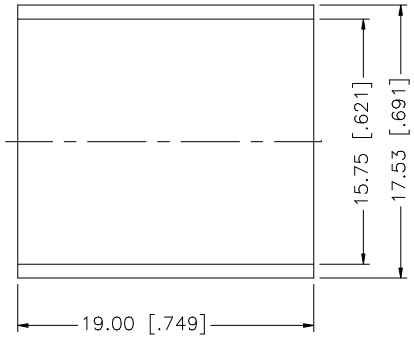

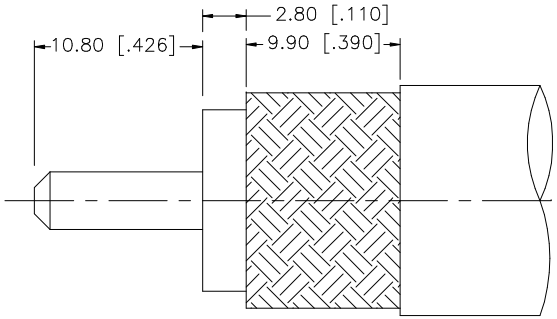

RECOMMENDED
CABLE STRIPPING DIM'S

NOTE:

1. CRIMPED FERRULE
   HEX. CRIMP SIZE .600"
2. CONTACT PIN TO SOLDER.

8				
7				
6				
5	FERRULE	COPPER	NEXCOTE	1
4	COVER	BRASS	NEXCOTE	1
3	CONTACT PIN	BRASS	GOLD	1
2	INSULATOR	TEFLON	NATURAL	1
1	BODY	BRASS	NEXCOTE	1
	DESCRIPTION	MATERIAL	FINISH	QTY

UNLESS OTHERWISE SPECIFIED DIMENSIONS ARE IN MILLIMETERS. DIMENSIONS IN [ ] ARE IN INCHES AND FOR CUSTOMER REFERANCE ONLY.

UNLESS OTHERWISE SPECIFIED TOLERANCES FOR MILLIMETERS ARE:
0.5 – 8mm ± 0.20mm
8 – 30mm ± 0.40mm
30 – 120mm ± 0.50mm

UNLESS OTHERWISE SPECIFIED TOLERANCES FOR INCHES ARE:
.020 – .315 = ± 0.007"
.315 – 1.180 = ± 0.015"
1.180 – 4.724 = ± 0.020"

DO NOT SCALE DRAWING

APPROVALS		DATE
DRAWN	G.R.S.	02/11/06
CHECKED		
ISSUED		
SHEET	1 OF 1	
CAD FILE	C:/172/172263.DWG	

Amphenol Connex

PART DESCRIPTION
N R/A DIRECT CRIMP PLUG
(FOR LMR-600 CABLE)

PART NO. 172263

DWG. NO.	REV.	SIZE	SCALE
172263.DWG	A	A	NA

Downloaded from Arrow.com.