Chip Beads (2508056007Y6)

Part No. 2508056007Y6

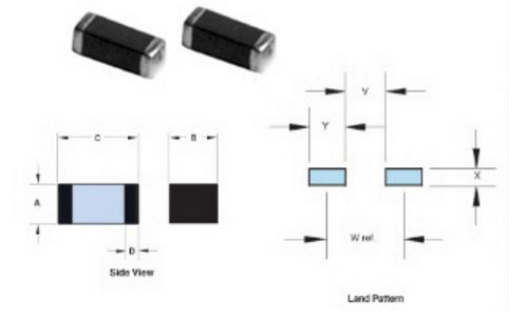

Part Number	2508056007Y6
Description	MULTI-LAYER CHIP BEAD
Part Type	Chip Beads
Frequency Range	Chip Bead
Application Type	Suppression Components
Where Used	Board Component
Material Grade	Y

ORDERING INFORMATION

Part Number: 2508056007Y6

MULTI-LAYER CHIP BEAD

Part Number System: Example 2512063017Y1

25	1206	301	7	Y	1
Chip Bead Code	Package Size Code	Impedance Code 300Ω	Packaging Code 6= Bulk Packed 7= Taped and Reeled 7" Reel 8= Taped and Reeled 13" Reel	Material Code Y = Standard Signal Speed Z = High Signal Speed H = GHz Speed	Current Code 0 < 1.0A 1 ≥ 1.0A < 2.0A 3 ≥ 3.0A < 4.0A ETC

Fair-Rite offers a broad selection of cost effective multi-layer chip beads to suppress conducted EMI signals. Chip beads can be used in an array of devices such as cellular phones, computers, laptops, pagers, etc. The small package sizes accommodate automated placements and allow for a dense packaging of circuit boards.

Chip Beads are available in standard, high and GHz signal speeds.

Recommended Soldering Profile

Downloaded from Arrow.com.

Packaging Options:
-All multi-layer chip beads are supplied taped and reeled, if required bulk packed chip beads can be provided.

MECHANICAL SPECIFICATIONS

The suggested land patterns are in accordance to the latest revision of IPC-7351.

Weight: 0.01 (g)

Chart Legend
•Dimensions (Top numbers are in millimeters, bottom numbers are in nominal inches.).

Package Size: 0805 (2012)

Dim	mm	mm tol	nominal inch	inch misc.
A	0.9	±0.20	0.035	_
B	1.25	±0.20	0.049	_
C	2	±0.20	0.079	_
D	0.5	±0.30	0.02	_

Land Patterns				
V	W	X	Y	Z
0.60 (0.024″)	1.90 (0.075″)	1.50 (0.059″)	1.30 (0.051″)	–

Reel Information				
Tape Width mm	Pitch mm	Parts 7" Reel	Parts 13" Reel	Parts 14" Reel
8	4	4000	10000	_



ELECTRICAL SPECIFICATIONS

Chart Legend
+ Test frequency

Typical Impedance (Ω)	
50 MHz	41
100 MHz+	60 ±25%
500 MHz	94
1000 MHz	79

Downloaded from Arrow.com.

Electrical Properties	
Max DCR(Ω)	0.02
Max Current(mA)	6000

The impedance values listed are typical values. The nominal impedance with a +/- 25% tolerance is specified for the + marked 100 MHz. Chip beads are measured for impedance on the HP 4291A and fixture HP 16192A.
Chip beads are 100% tested for impedance and dc resistance.

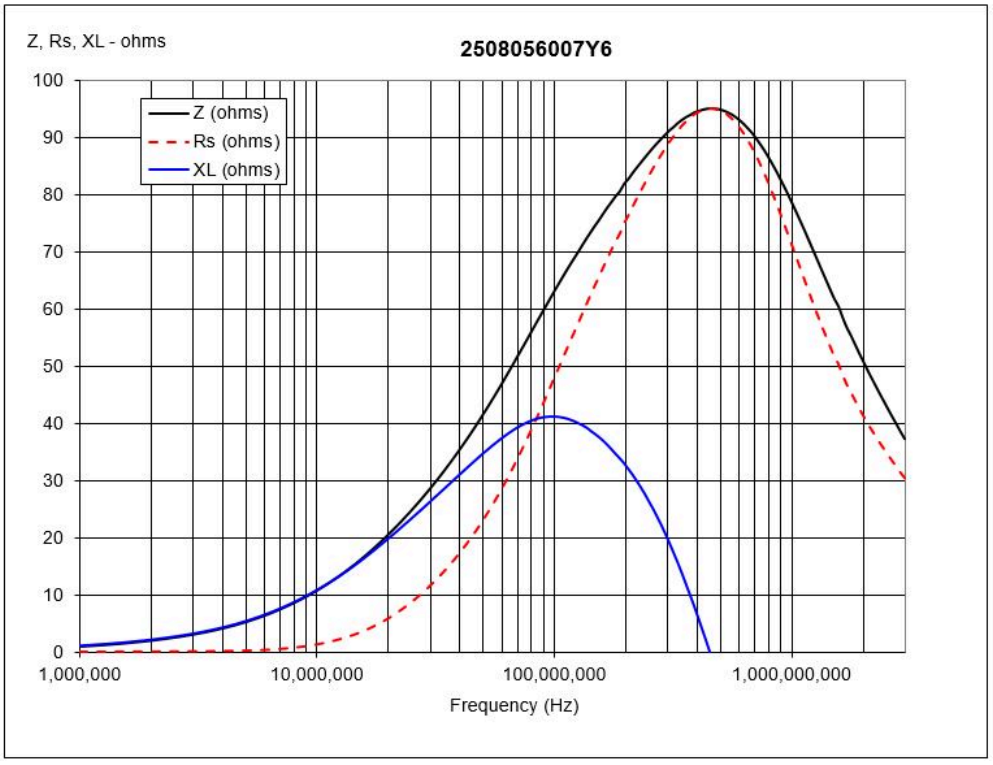

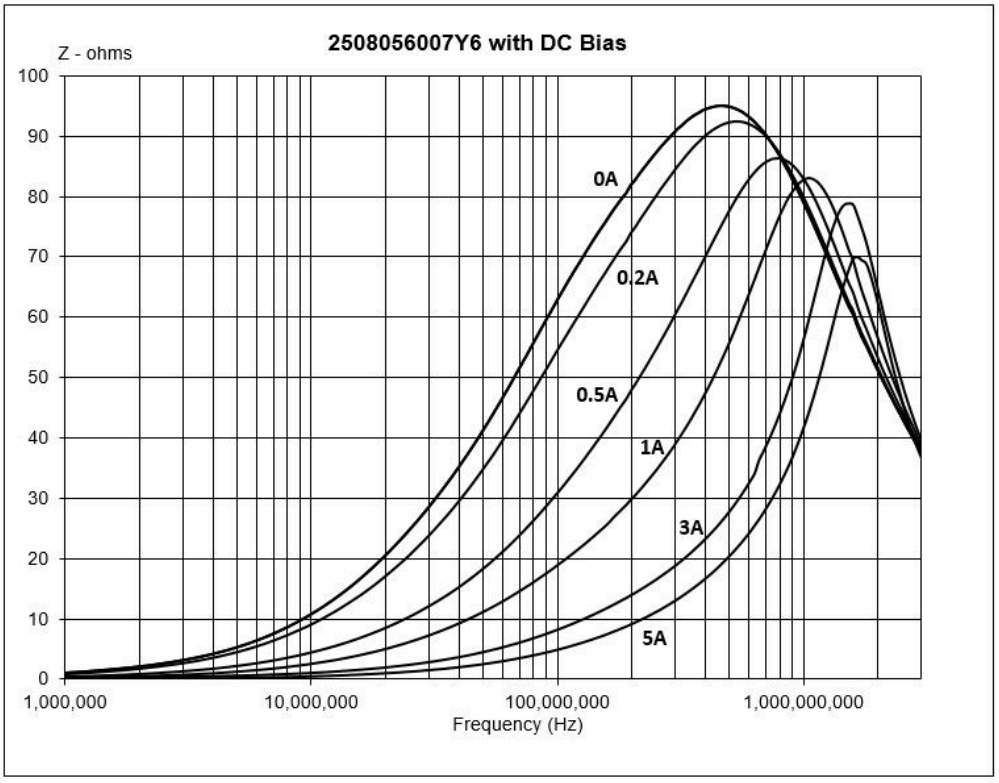

CSV Download

Downloaded from Arrow.com.

Fair-Rite Products Corp.
One Commercial Row, Wallkill, New York 12589-0288
888-324-7748 • 845-895-2055 • Fax: 845-895-2629 • ferrites@fair-rite.com •
www.fair-rite.com

This document was generated automatically from Fair-Rite's product database. For the most current specifications, visit **fair-rite.com**.

Downloaded from Arrow.com.