

Part Number: 2744555567

44 SM WOUND BEAD

Explanation of Part Numbers:

- Digits 1 & 2 = Product Class
- Digits 3 & 4 = Material Grade
- Last digit 6 = Bulk Packed, 7 = Taped and Reeled

**Surface mount beads are available from Fair-Rite in several materials and sizes. Their rugged construction lowers the dc resistance and increases current carrying capacity compared to plated beads.**

Wires are oxygen free high conductivity copper with 100% matte tin plating over a nickel undercoating.

SM Beads meet the solderability specifications when tested in accordance with MIL-STD-202, method 208. After dipping the mounting site of the bead, the solder surface shall be at least 95% covered with a smooth solder coating. The edges of the copper strip are not specified as solderable surfaces.

After preheating the beads to within 100 °C of the soldering temperature, the parts meet the resistance to soldering requirements of EIA-186-10E, temperature 260 ±5 °C and time 10 ±1 seconds.

Recommended storage and operation temperature is -55 °C to 125 °C.

Our "Surface Mount Bead Kit" (part number 0199000025) is available for prototype evaluation.

[Recommended Soldering Profile](#)

Packaging Options:

- SM Beads on 12 mm tape width are supplied taped and reeled per EIA 481 and IEC 60286-3 standards. SM Beads on 16 and 24 mm tape widths are supplied taped and reeled per EIA 481 and IEC 60286-3 standards. Taped and reeled parts are supplied on a 13" reel.
- SM Beads can also be supplied not taped and reeled and then are bulk packed. This packing method will change the last digit of the part number to a "6".

**For any SM Bead requirement not listed, please contact our customer service group for availability and pricing.**

[Catalog Drawing](#)  
[3D Model](#)

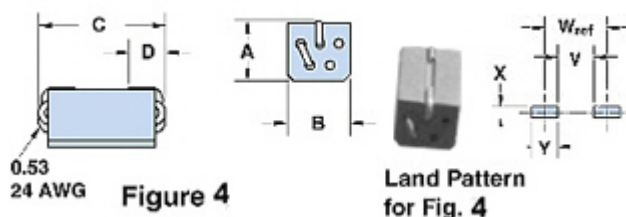
Suggested land patterns are in accordance with the latest revision of IPC-7351.

Weight: 0.96 (g)

Dim	mm	mm tol	nominal inch	inch misc.
A	5	Max	0.197	Max
B	5	±0.25	0.197	—
C	11	Max	0.433	Max
D	2.5	±0.50	0.098	—

Land Patterns				
V	W	X	Y	Z
2.00 (0.079")	7.00 (0.276")	2.00 (0.079")	5.00 (0.197")	—

Reel Information				
Tape Width mm	Pitch mm	Parts 7" Reel	Parts 13" Reel	Parts 14" Reel
24	8	--	1500	--



### Chart Legend

+ Test frequency

Typical Impedance (Ω)	
10 MHz	205
25 MHz <sup>+</sup>	292
100 MHz <sup>+</sup>	414
250 MHz	431

Electrical Properties	
Max Rdc(mΩ)	3.8

SM Beads are controlled for impedance limits only. Minimum impedance values are specified for the + marked frequencies. The minimum impedance is listed on our catalog drawing.

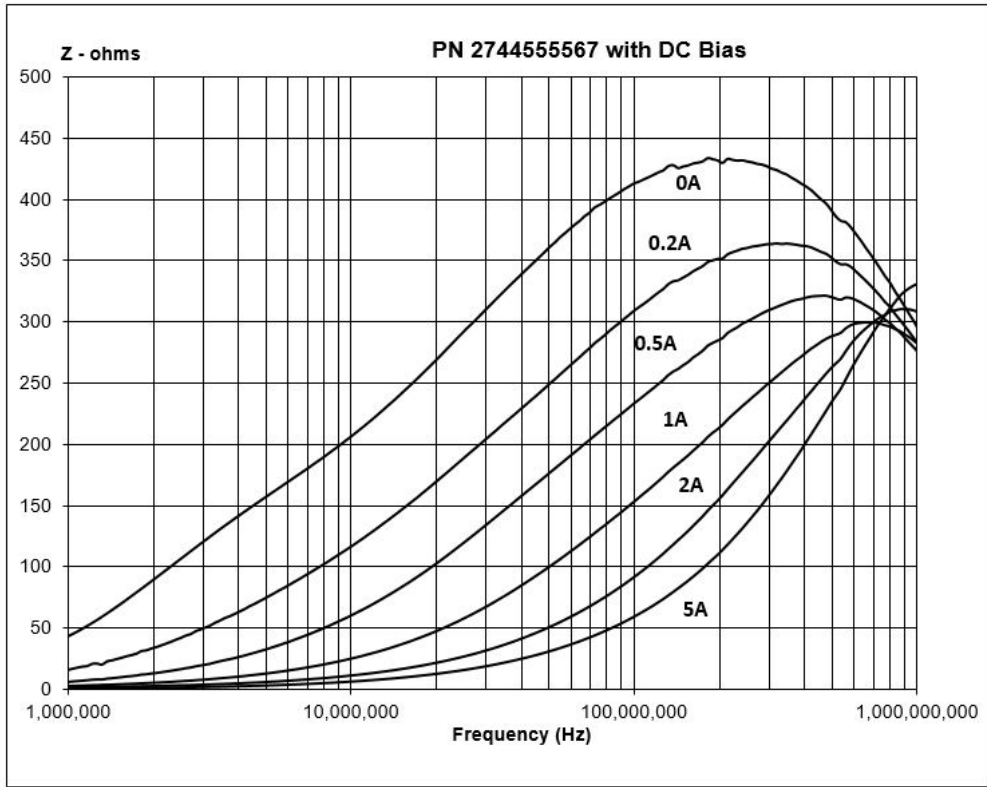
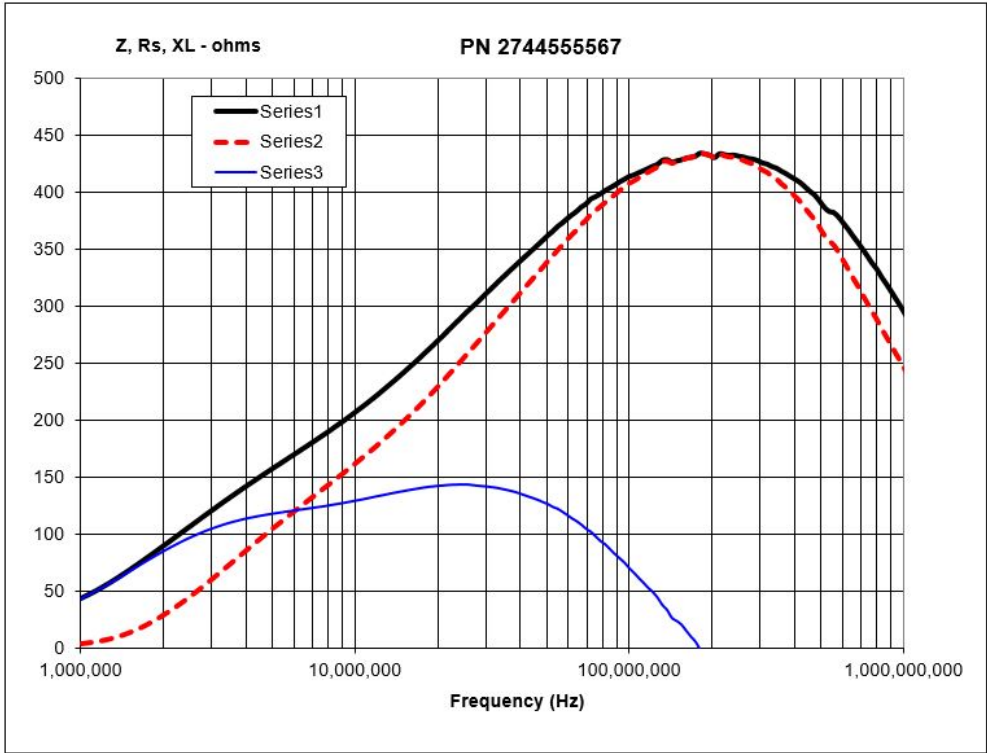
[Catalog Drawing](#)

SM Beads in 73, 43 and 44 materials are measured for impedance on the E4990A Impedance Analyzer. The 52 and 61 SM Beads are tested for impedance on the E4991A / HP4291B Impedance Analyzer.

The maximum practical current rating for these SM Beads is 5 amps, check the component bias curves. The 019/021/037 and 044 SM Beads can withstand a continuous current of 10 amps resulting in a component temperature rise < 40 °C

Typical Impedance (Ω)	
10 MHz	150
25 MHz <sup>+</sup>	250
100 MHz <sup>+</sup>	375

Typical Impedance ( $\Omega$ )	
250 MHz	385



[CSV Download](#)

888-324-7748 • 845-895-2055 • Fax: 845-895-2629 • [ferrites@fair-rite.com](mailto:ferrites@fair-rite.com) • [www.fair-rite.com](http://www.fair-rite.com)