REVISIONS		
ISS	ZONE	DESCRIPTION\PER REQUEST\DATE

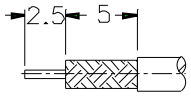

RECOMMENDED
CABLE STRIPPING DIM'S

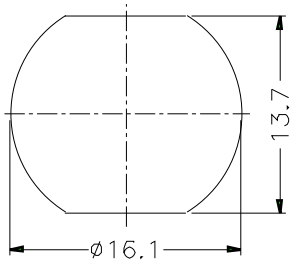

RECOMMENDED
MOUNTING HOLE

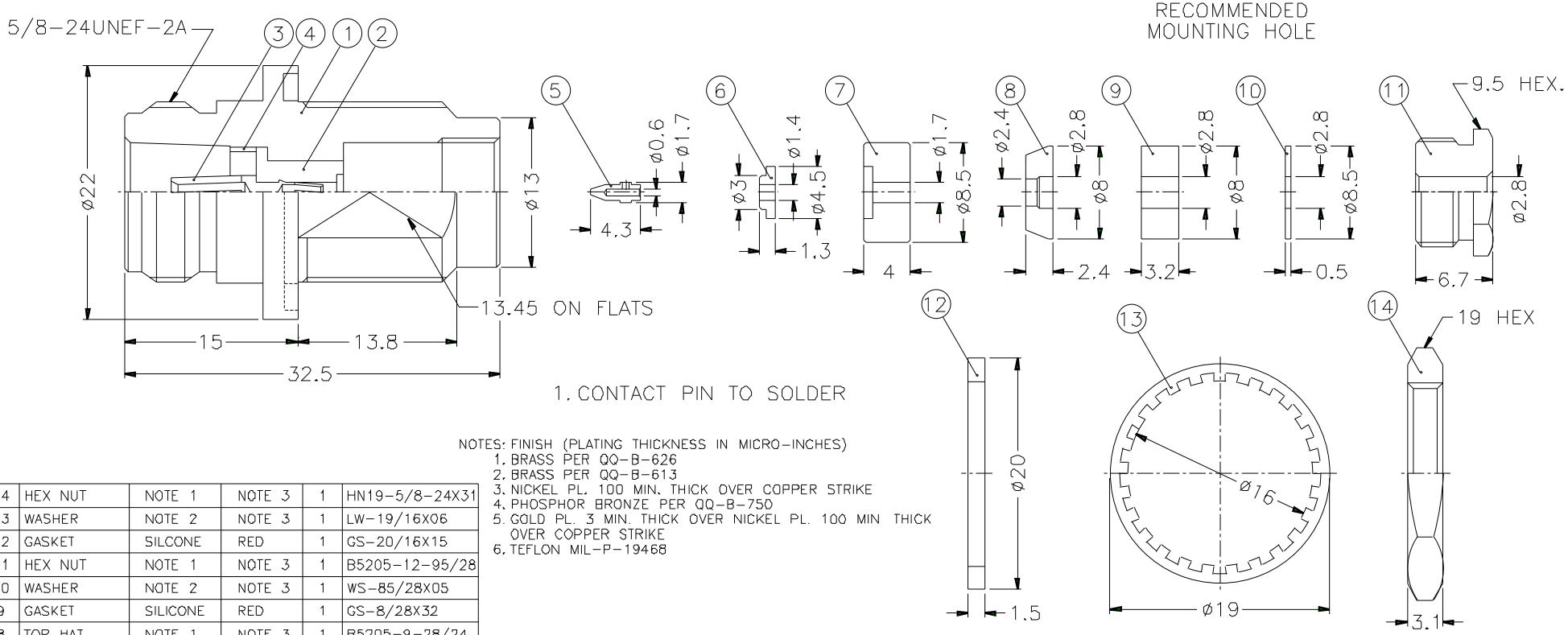

1. CONTACT PIN TO SOLDER

NOTES: FINISH (PLATING THICKNESS IN MICRO-INCHES)
1. BRASS PER QQ-B-626
2. BRASS PER QQ-B-613
3. NICKEL PL. 100 MIN. THICK OVER COPPER STRIKE
4. PHOSPHOR BRONZE PER QQ-B-750
5. GOLD PL. 3 MIN. THICK OVER NICKEL PL. 100 MIN THICK OVER COPPER STRIKE
6. TEFLON MIL-P-19468

NO.	DESCRIPTION	MATERIAL	FINISH	Q'TY	DRAWING NO.
14	HEX NUT	NOTE 1	NOTE 3	1	HN19-5/8-24X31
13	WASHER	NOTE 2	NOTE 3	1	LW-19/16X06
12	GASKET	SILCONE	RED	1	GS-20/16X15
11	HEX NUT	NOTE 1	NOTE 3	1	B5205-12-95/28
10	WASHER	NOTE 2	NOTE 3	1	WS-85/28X05
9	GASKET	SILICONE	RED	1	GS-8/28X32
8	TOP HAT	NOTE 1	NOTE 3	1	B5205-9-28/24-B
7	BRAID CLAMP	NOTE 1	NOTE 3	1	N6341A1-001-7
6	INSULATOR	NOTE 6	NATURAL	1	414764-1-9
5	CONTACT PIN	NOTE 1	NOTE 5	1	414764-1-8
4	LOCK RING	NOTE 1	NOTE 3	1	N-JACK-LR2
3	CONTACT PIN	NOTE 4	NOTE 5	1	414764-1-3PB
2	INSULATOR	NOTE 6	NATURAL	1	414764-1-2
1	HOUSING	NOTE 1	NOTE 3	1	N6341A1-001-1

DIMENSIONS ARE IN MILLIMETERS

UNLESS OTHERWISE SPECIFIED TOLERANCES
0.5-6 = ±0.2
6-30 = ±0.4
30-120 = ±0.6
120-315 = ±1
315-1000 = ±1.6
1000-2000 = ±2.4

SCALE 2/1 ISSUE A

PART NO. N6341A1-001-NT3G-5-50

APPROVED DATE 10-11-01'

CHECKED DATE 10-11-01'

DRAWN DATE 10-11-01'

FILE NO.

Amphenol

TITLE
N FRONT BLK. CLAMP JACK

DRAWING NO.
KJ-N6341A1-001-NT3G-50

ITEM NO.