




Automotive Parts > Automotive Connectors > Automotive Housings > Circular DIN Housings



Connector & Housing Type: **Housing for Male Terminals**

Number of Positions: **7**

Sealable: **Yes**

Operating Temperature Range: **-40 – 120 °C [-40 – 248 °F]**

Connector Position Assurance Capable: **No**

[All Circular DIN Housings \(59\)](#)

Features

Product Type Features

Mixed & Hybrid Connector	No
Connector Shape	Circular
Connector & Housing Type	Housing for Male Terminals
Sealable	Yes
Primary Locking Feature	Integrated in Housing
Connector System	Wire-to-Wire
Connector & Contact Terminates To	Wire & Cable

Configuration Features

Number of Positions	7
---------------------	---

Electrical Characteristics

Operating Voltage	48 VDC
Nominal Voltage Architecture	12 V, 24 V, 42 V, 48 V



Body Features

Cable Exit Angle	180°
Primary Product Color	Black
Connector & Keying Code	A

Contact Features

Contact Size	1.5mm
Contact Type	Tab
Mating Pin Diameter	1.5 mm[.059 in]
Contact Current Rating (Max)	30 A

Mechanical Attachment

Strain Relief	Without
Terminal Position Assurance	No
Mating Alignment Type	Keyed
Mating Alignment	With
Connector Mounting Type	Cable Mount (Free-Hanging)

Housing Features

Housing Material	PBT GF
------------------	--------

Dimensions

Product Width	44 mm[1.732 in]
Product Length	39.2 mm[1.546 in]
Connector Height	39.26 mm[1.546 in]

Usage Conditions

Operating Temperature Range	-40 – 120 °C[-40 – 248 °F]
Operating Temperature (Max)	120 °C[248 °F]

Operation/Application

Circuit Application	Power
---------------------	-------

Industry Standards

IP Rating	IP67, IP6K9K
UL Flammability Rating	UL 94HB

Packaging Features

Packaging Method	Loose Piece
Packaging Quantity	450



Other

Serviceable	Yes
Connector Position Assurance Capable	No

Product Compliance

For compliance documentation, visit the product page on TE.com>

EU RoHS Directive 2011/65/EU	Compliant
EU ELV Directive 2000/53/EC	Compliant
China RoHS 2 Directive MIIT Order No 32, 2016	No Restricted Materials Above Threshold
EU REACH Regulation (EC) No. 1907/2006	Current ECHA Candidate List: JAN 2025 (247) Candidate List Declared Against: JAN 2025 (247) Does not contain REACH SVHC
Halogen Content	Low Halogen - Br, Cl, F, I < 900 ppm per homogenous material. Also BFR/CFR/PVC Free
Solder Process Capability	Not applicable for solder process capability

Product Compliance Disclaimer

This information is provided based on reasonable inquiry of our suppliers and represents our current actual knowledge based on the information they provided. This information is subject to change. The part numbers that TE has identified as EU RoHS compliant have a maximum concentration of 0.1% by weight in homogenous materials for lead, hexavalent chromium, mercury, PBB, PBDE, DBP, BBP, DEHP, DIBP, and 0.01% for cadmium, or qualify for an exemption to these limits as defined in the Annexes of Directive 2011/65/EU (RoHS2). Finished electrical and electronic equipment products will be CE marked as required by Directive 2011/65/EU. Components may not be CE marked. Additionally, the part numbers that TE has identified as EU ELV compliant have a maximum concentration of 0.1% by weight in homogenous materials for lead, hexavalent chromium, and mercury, and 0.01% for cadmium, or qualify for an exemption to these limits as defined in the Annexes of Directive 2000/53/EC (ELV). Regarding the REACH Regulation, the information TE provides on SVHC in articles for this part number is based on the latest European Chemicals Agency (ECHA) 'Guidance on requirements for substances in articles' posted at this URL: <https://echa.europa.eu/guidance-documents/guidance-on-reach>

Compatible Parts



TE Part # CAT-R7602-T273
ROUND CONNECTOR SYSTEM, PIN AND SOCKET



TE Part # CAT-C4962-B128
Circular DIN Backshells





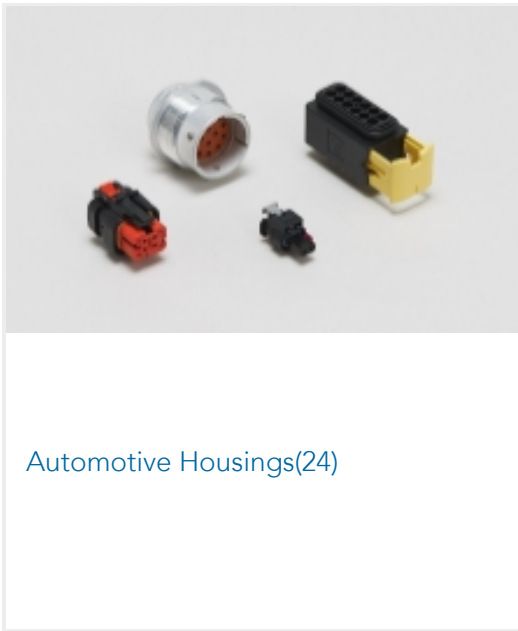

TE Part # 185792-1
180 DEG CAP FOR CORRUGTD TUBE



TE Part # 965687-1
FIXING RING



Also in the Series | Round Connector System



Customers Also Bought





Documents

Product Drawings

1,5MM PIN HSG 5-7 POS ASSY

English

CAD Files

3D PDF

3D

Customer View Model

ENG_CVM_CVM_1718230-1_A.2d_dxf.zip

English

Customer View Model

ENG_CVM_CVM_1718230-1_A.3d_igs.zip

English

Customer View Model

ENG_CVM_CVM_1718230-1_A.3d_stp.zip

English

By downloading the CAD file I accept and agree to the [Terms and Conditions](#) of use.

Product Specifications

Application Specification

English