SHELL	A	B	C	D	E
37	69.32	63.50	55.68	54.71	49.68
25	53.03	47.04	39.12	38.25	33.12
15	39.14	33.32	25.18	24.54	19.18
09	30.81	24.99	16.96	16.21	10.96

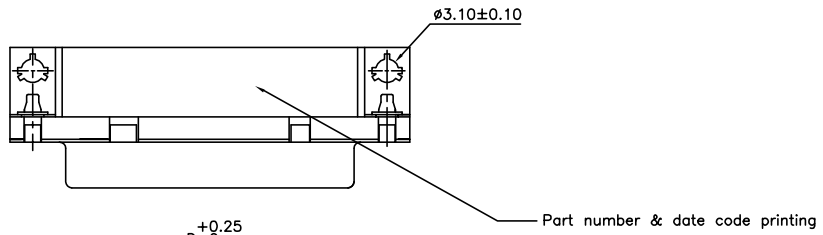

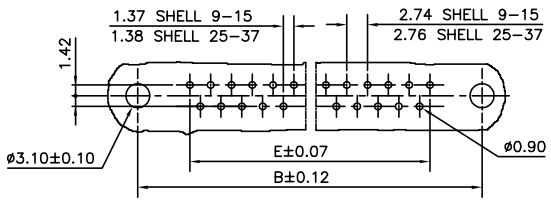

PCB DRILLING DETAILS

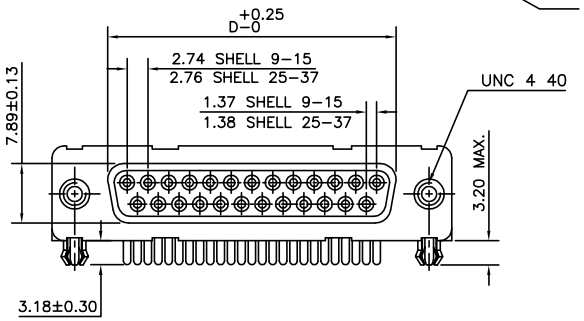

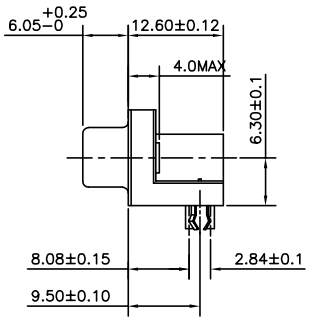

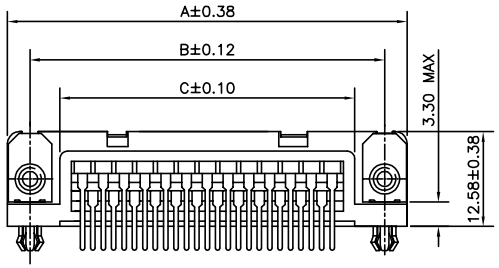

TECHNICAL SPECIFICATIONS

MATERIAL

SHELL	:	STEEL TIN/Zinc Cr 3 PLATED.
INSULATORS	:	SELF EXTINGUISHING BLACK POLYESTER UL CLASS 94V0. THE HOUSING WILL WITHSTAND EXPOSURE TO 260-265°C IF WE USE PROTECTIVE ADHESIVE (type Kapton or Teflon) OR PROTECTIVE METALLIC DEVICE
CONTACTS	:	COPPER ALLOY

PLATING

ACTIVE ZONE	:	GOLD OVER NICKEL
TERMINATION ZONE	:	TIN LEAD OVER NICKEL
FOR LEAD FREE PLATING	:	2µMIN.MATTE TIN TOP OVER 1.27µ MIN.NICKEL UNDER PLATE(ON TERMINATION ZONE)
METAL BRACKET	:	BRASS,TIN/Zinc Cr 3 PLATED.
HARPOON	:	BRASS,TIN PLATED.
CLINCH NUT	:	BRASS,TIN/Zinc Cr 3 PLATED.

ELECTRICAL DATA

MAX.CURRENT RATING	:	5A
TEST VOLTAGE	:	1000V
RATED VOLTAGE	:	300V
CONTACT RESISTANCE	:	≤ 25mΩ
SHELL RESISTANCE	:	≤ 5mΩ
INSULATION RESISTANCE	:	≥ 5000MΩ

ENVIRONMENTAL CHARACTERISTICS

OPERATING TEMPERATURE RANGE	:	-55°C +125°C

MECHANICAL CHARACTERISTICS

MATING/UNMATING CYCLES (MIN)	:	200 (FLASH Au); 500 (0.76µ Au)
INSERTION/EXTRACTION FORCE PER CONTACT	:	5 N Max./ 0.3 N Min.

GV VERSION

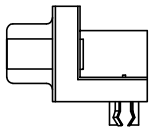

GX/GL VERSION

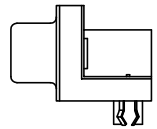

ORDERING INFORMATION

I D 2 5 S 3 3 E 4 G X 0 0 L F

SERIES

NO.OF CONTACTS
09,15,25 & 37

TYPE OF CONTACTS
S-SOCKET

TYPE OF TERMINATION
33-ANGLED SPILL
PITCH 2.84 USA
FOOT PRINT 8.08 USA

LEAD FREE

SPECIAL CODE
00->STANDARD

MOUNTING OPTIONS
GX->HARPOON+INSERT UNC 4 40+METAL BRACKET
GL->HARPOON+INSERTM3+METAL BRACKET
GV->HARPOON+F.SCREW UNC 4 40+METAL BRACKET

PLATING
4->FLASH Au+Sn/SnPb
6->0.76µ Au+Sn/SnPb

HEIGHT OF TERMINATION
E-3.18 US STANDARD

"This LF product meets European Union Directives and other country regulations as described in GS-22-008"

The housing will withstand exposure to 260°C peak temperature for 3.5 seconds in a wave solder application with a 1.6mm minimum thick circuit board.
Packaging as per GS-14-920

ltr	ecn no	dr	date
D	I06-0074	GVJ	2006/06/08
E	I09-0039	AS	2009/03/16

dr	GEORGE.V.JOSEPH	1998/12/16
engr	GEORGE.V.JOSEPH	1998/12/16
chr	ANISH.SALAM	2009/03/16
appd	ANISH.SALAM	2009/03/16

mat'l. code: SEE NOTE 4
surface: ISO 1302
tolerance: ISO 406 ISO 1101
tolerances unless otherwise specified
angles: 0°±1°
linear: .00±0.1, .000±.00X
projection
MM
scale —

product family: DELTA-D
title: DELTA-D A/S FEMALE CONNECTOR (WITH ACCESSORIES)
dwg no: C-DD-0031
sheet 1 of 1
size: A3
type: Product Customer Drawing

sheet index: revision E, sheet 1

form: A3

FCIconnect.com
Copyright FCI

Downloaded from Arrow.com.

PDM: Rev:E STATUS:Released Printed: Jan 18, 2011