Alle Rechte vorbehalten/ *All rights reserved*

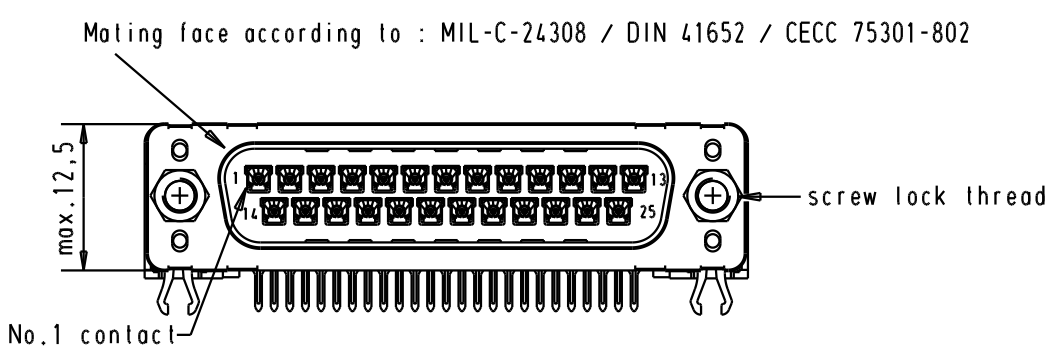

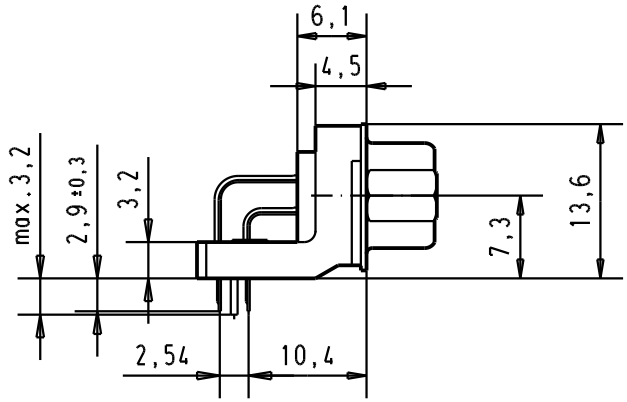

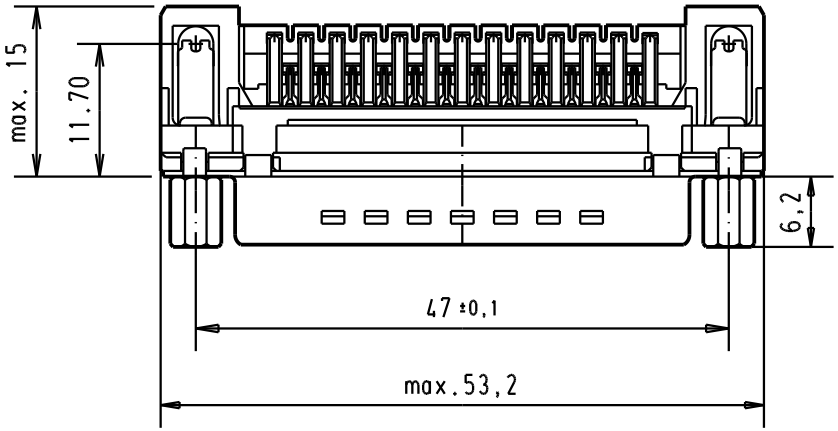

PCB layout hole
component side

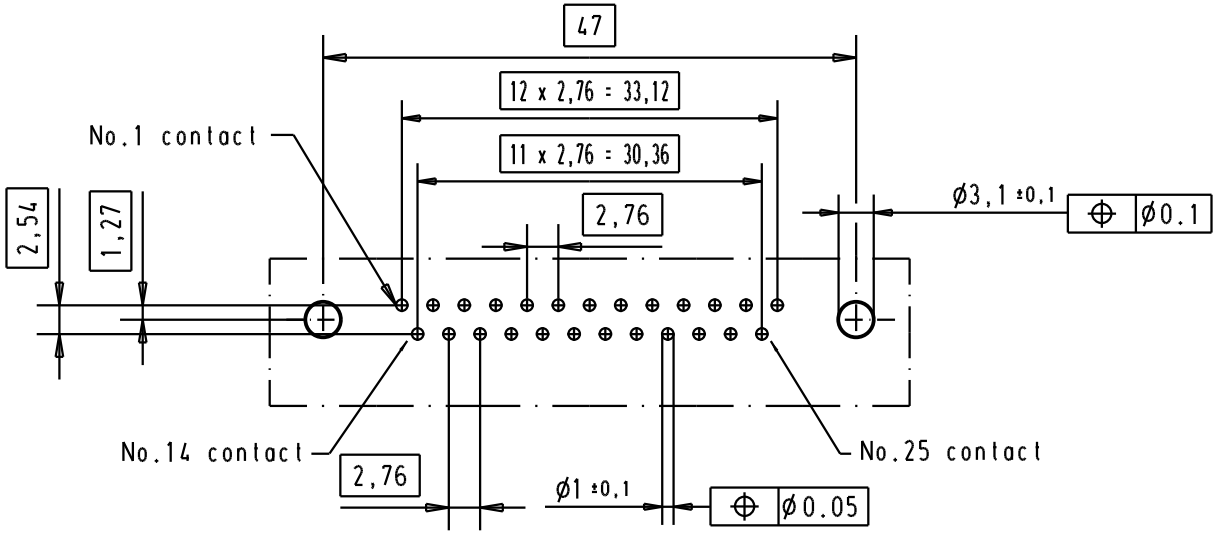

Connector retention and insertion forces on the PCB = 25 / 80 newtons

Part number	Screw lock thread	Performance level	Mod.	Dat.	Name
09 65 366 3833	M3	1			
09 65 366 6833	M3	2			
09 65 366 7833	M3	3			
09 65 366 3813	4-40 UNC	1			
09 65 366 6813	4-40 UNC	2	31892	22/04/04	JH
09 65 366 7813	4-40 UNC	3	31084	04/09/02	YT

	Dat.	Name
Detail.	04/09/02	YT
Insp.		
Stand.		

All Dim. in mm
Orig. Size DIN A 4

D-Sub, high temperature, male, standard, 25 poles, with solder pins 2.9, screw lock, and grounding board lock

Maßstab/ *Scale* 1.5:1

HARTING EURL
F-95972 Paris

TB 0965366x8x3

Sub.

Blatt/ *Page* 1

Downloaded from Arrow.com.