

MLG0603S5N1HTD25

Product Status	Production
Applications	Automotive Grade
Feature	AEC-Q200 AEC-Q200 Multilayer Multilayer Non-Mag CoreNon-Magnetic Core (Dielectric Ceramic)
Series Type	MLG
Brand	TDK
Environmental Compliance	RoHS REACH Halogen Free Lead Free



Size	
Length(L)	0.60mm ±0.03mm
Width(W)	0.30mm ±0.03mm
Thickness Height	0.30mm ±0.03mm
Recommended Land Pattern (A)	0.25mm Nom.
Recommended Land Pattern (B)	0.30mm Nom.
Recommended Land Pattern (C)	0.30mm Nom.

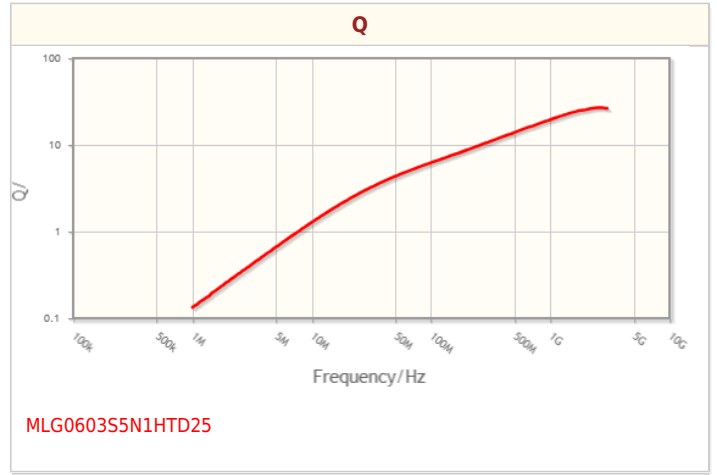
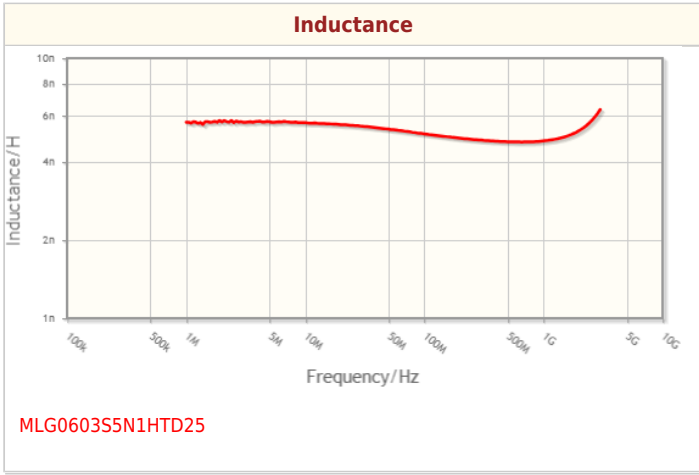
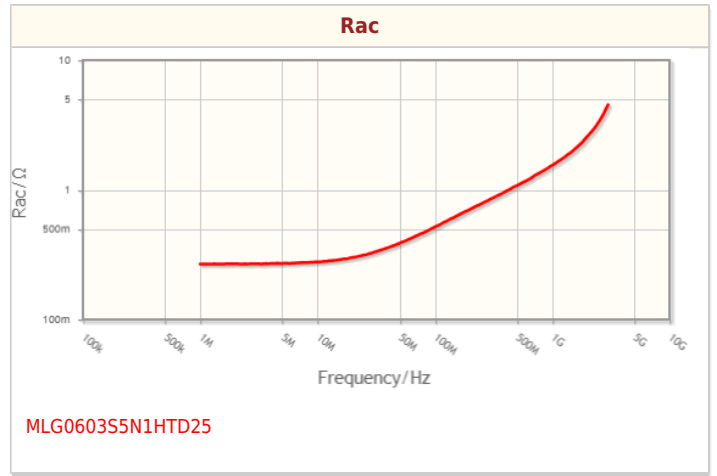
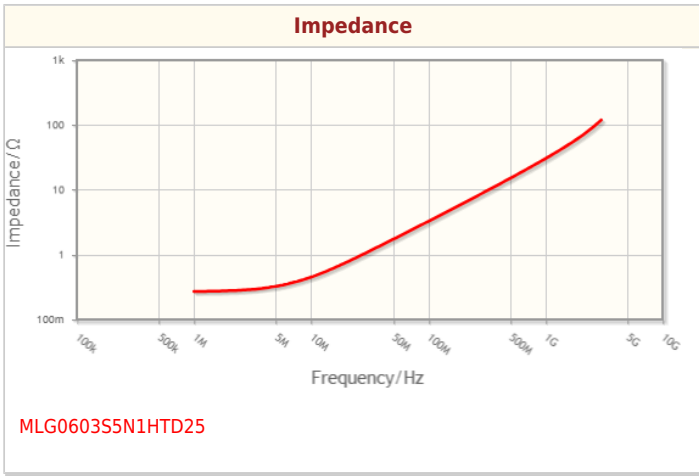
Electrical Characteristics	
Inductance	5.1nH ±3% at 100MHz
Rated Current	250mA
DC Resistance [Typ.]	230mΩ
DC Resistance [Max.]	450mΩ
Self Resonant Frequency [Min.]	4.5GHz
Self Resonant Frequency [Typ.]	5.5GHz
Q [Min.]	5 at 100MHz
Q [Typ.]	

Other	
Operating Temp. Range	-55 to 125°C
Soldering Method	Reflow Iron Soldering
AEC-Q200	YES
Packing	Punched (Paper)Taping [180mm Reel, Tape width 8mm]
Package Quantity	15000pcs
Weight	0.0002g

! Images are for reference only and show exemplary products.
! This PDF document was created based on the data listed on the TDK Corporation website.
! All specifications are subject to change without notice.

MLG0603S5N1HTD25

Characteristic Graphs(This is reference data, and does not guarantee the products characteristics.)



! Images are for reference only and show exemplary products.
! This PDF document was created based on the data listed on the TDK Corporation website.
! All specifications are subject to change without notice.

Associated Images

