


NLFV25T-101K-EF



Applications	Commercial Grade
Feature	<div>No Directivity</div> No Directivity
	<div>Wire Wound</div> Wire Wound
	<div>Shield</div> Magnetic Shield
	<div>Ferrite Core</div> Ferrite Core
Series Type	NLFV25-EF
Status	Production
Brand	TDK



Size	
Length(L)	2.50mm ±0.20mm
Width(W)	2.00mm ±0.10mm
Thickness Height	1.80mm ±0.10mm
Recommended Land Pattern (A)	1.00mm Nom.
Recommended Land Pattern (B)	1.50mm Nom.
Recommended Land Pattern (C)	1.50mm Nom.

Electrical Characteristics	
Inductance	100μH ±10% at 796kHz
Rated Current	40mA
DC Resistance [Typ.]	4Ω
DC Resistance [Max.]	4.8Ω
Self Resonant Frequency [Min.]	
Self Resonant Frequency [Typ.]	
Q [Min.]	
Q [Typ.]	

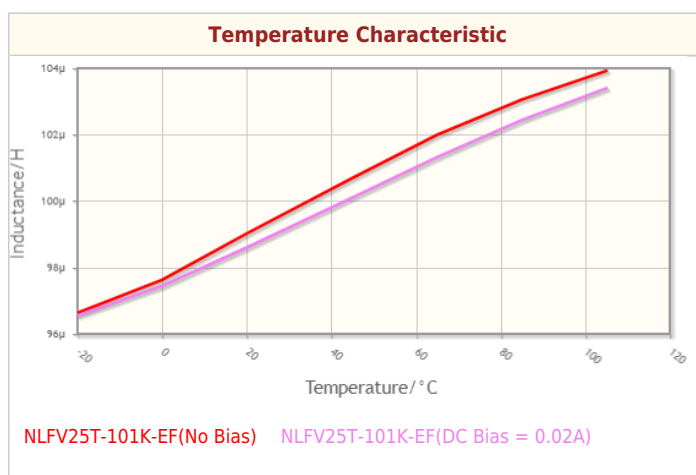
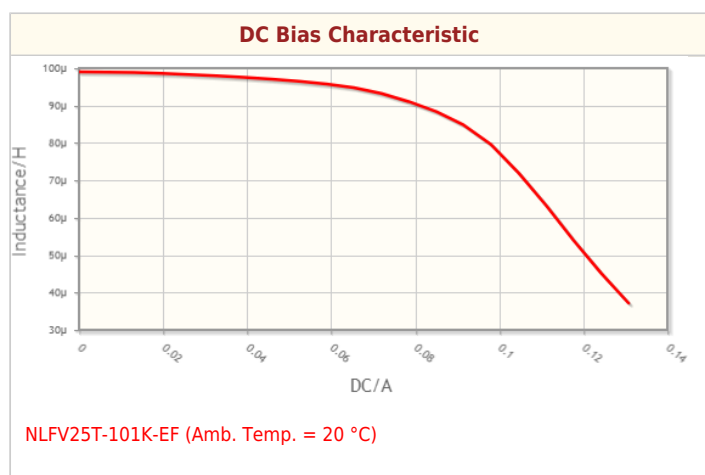
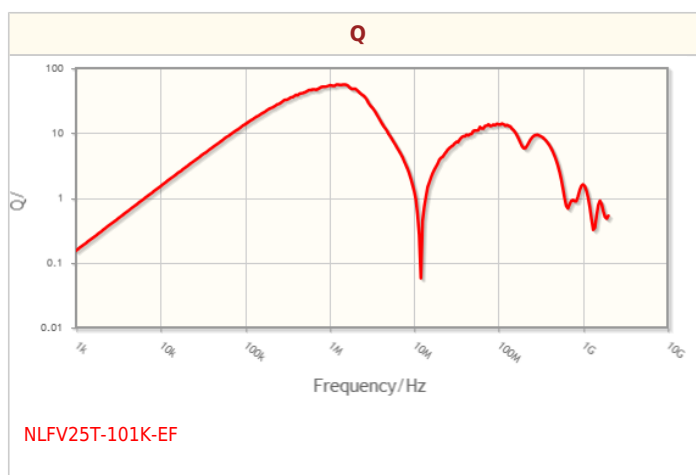
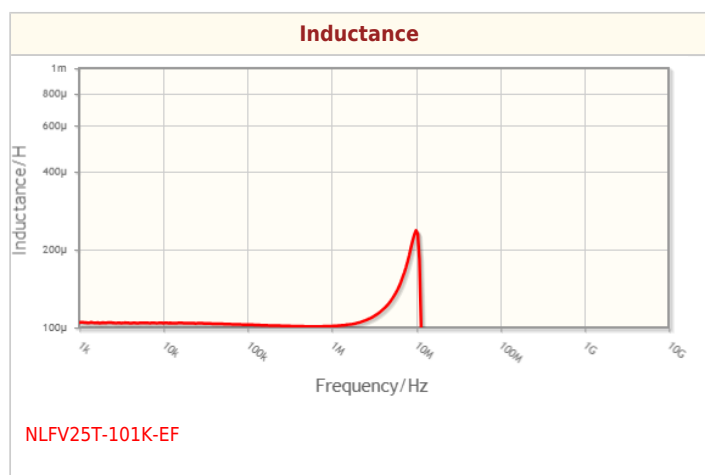
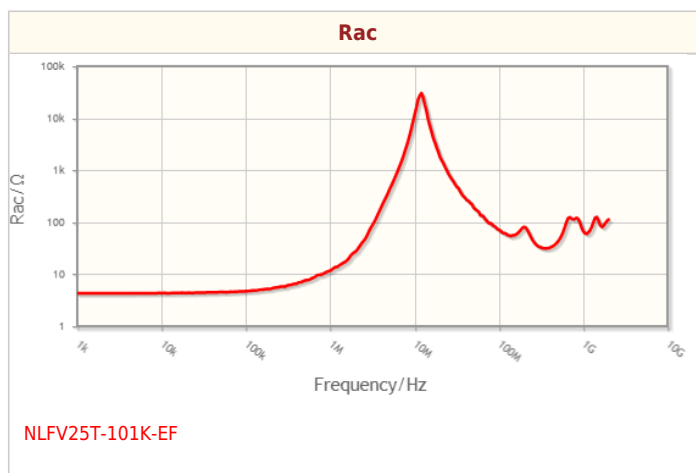
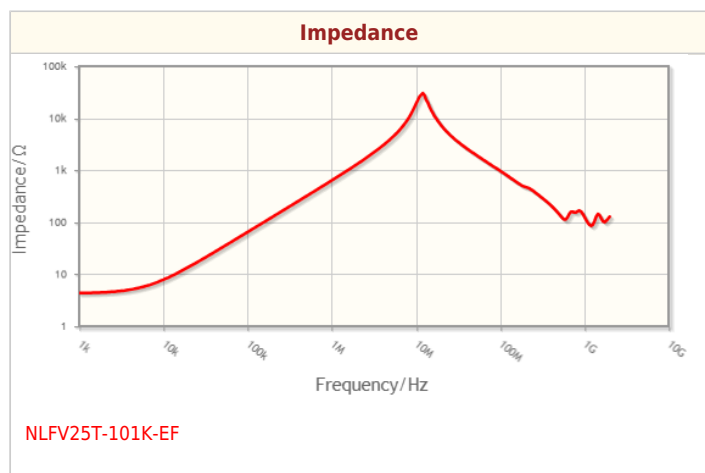
Other	
Operating Temp. Range	-40 to 105°C (Including Self-Temp. Rise)
Soldering Method	Wave (Flow)
	Reflow
	Iron Soldering
AEC-Q200	NO
Packing	Embossed (Plastic)Taping [180mm Reel]
Package Quantity	2000pcs
Weight	0.025g

! Images are for reference only and show exemplary products.
! This PDF document was created based on the data listed on the TDK Corporation website.
! All specifications are subject to change without notice.

NLFV25T-101K-EF



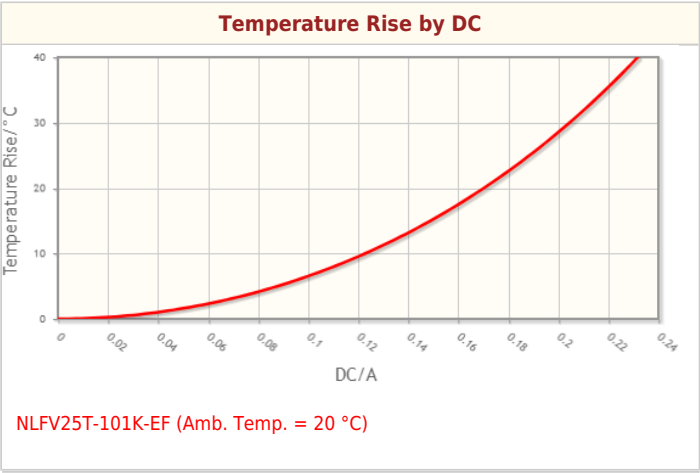
Characteristic Graphs(This is reference data, and does not guarantee the products characteristics.)



NLFV25T-101K-EF



Characteristic Graphs(This is reference data, and does not guarantee the products characteristics.)



NLFV25T-101K-EF



Associated Images

