

QUAD-BAND OMNIDIRECTIONAL ANTENNA

FG16397

FIBERGLASS BASE STATION ANTENNAS FEATURE COMPONENTS THAT PERFORM IN EXTREME CONDITIONS

The FG16397 quad-band omnidirectional base station antenna incorporates a collinear design that is enclosed in high density fiberglass, which is covered with a protective ultraviolet inhibiting coating. The radiating elements are made from high efficiency copper and are carefully phased to provide maximum gain in the horizontal plane. The mounting sleeves are tuned to eliminate RF currents from the transmission line, resulting in a "cold" sleeve that allows for greater freedom in mounting. The antenna's high quality and well-focused beam provides the best efficiency with highest gain.

FEATURE

- Quad-band
- Every FG fiberglass base antenna is tested on a network analyzer before shipping to assure the best performance
- Special UV Treated - Stands up to the sun
- Durable gold anodized sleeve and cap with N-female connector
- FedEx/UPS Shippable

MARKETS

- Omnidirectional outdoor antenna
- Applications used in commercial, public safety, and government applications around the globe
- Typical applications include land based and marine radio and voice and data transmission
- The quad-band feature allows the antenna to be used in many diverse applications

ELECTRICAL SPECIFICATIONS				
Model	806-896 MHz	890-960 MHz	1850-1990 MHz	2400-2500 MHz
Frequency Range (MHz)	2 dBi	1 dBi	3.3 dBi	2 dBi
Peak Gain	110	90	60	70
Elevation Beamwidth at Half-Power	360	360	360	360

Downloaded from Arrow.com.

MECHANICAL SPECIFICATIONS	ALL DATA RELEVANT TO ALL FREQUENCIES
Maximum power	100 Watts
Nominal Impedance	50Ω
Polarization	Vertical
VSWR	≤ 2.0:1
Termination	N-female Connector
Mounting Bracket	Optional p/n: fM2Sp Mounting Kit
Lightning protection	Lightning Arrestor p/n: LABH350nn (sold separately)
Antenna Length	14 (35.56cm)
Weight (Mass)	0.844 lbs
Diameter	1.310 (33.27mm)
Rated Wind Velocity	125mph (210kph)
Rated Wind Velocity (with 1/2 (12.7mm) radial ice)	85mph (137kph)
Wind Resistance	0.1245 sq. ft

PATTERN

	AZIMUTH	ELEVATION
806-896 MHz	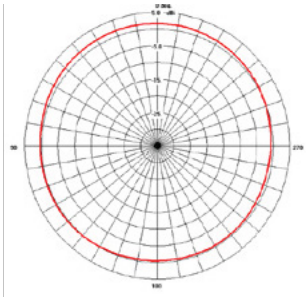	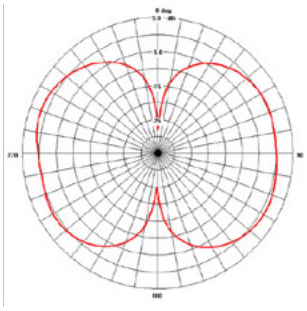
890-960 MHz	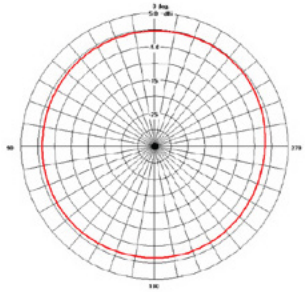	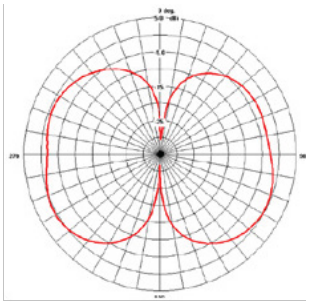
1850-1990 MHz	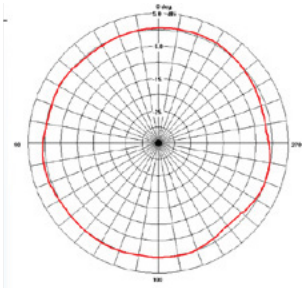	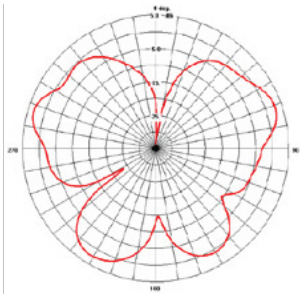

Downloaded from Arrow.com.

	AZIMUTH	ELEVATION
2400-2500 MHz	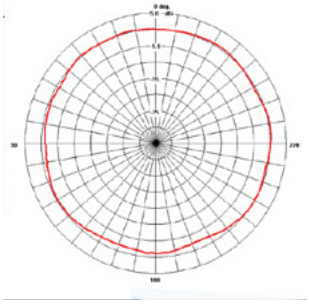	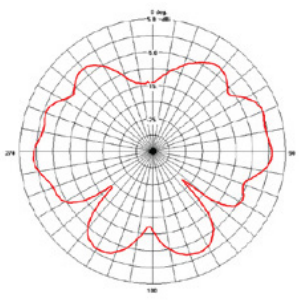

TE TECHNICAL SUPPORT CENTER

USA:	+1 (800) 522-6752
Canada:	+1 (905) 475-6222
Mexico:	+52 (0) 55-1106-0800
Latin/S. America:	+54 (0) 11-4733-2200
Germany:	+49 (0) 6251-133-1999
UK:	+44 (0) 800-267666
France:	+33 (0) 1-3420-8686
Netherlands:	+31 (0) 73-6246-999
China:	+86 (0) 400-820-6015

te.com

TE, TE Connectivity, TE connectivity (logo), and EVERY CONNECTION COUNTS are trademarks owned or licensed by the TE Connectivity plc family of companies. Other product names, logos, and company names mentioned herein may be trademarks of their respective owners.

While TE has made every reasonable effort to ensure the accuracy of the information in this document, TE does not guarantee that it is error-free, nor does TE make any other representation, warranty or guarantee that the information is accurate, complete, correct, reliable or current. TE reserves the right to make any adjustments to the information contained herein at any time without notice. TE EXPRESSLY DISCLAIMS ALL IMPLIED WARRANTIES REGARDING THE INFORMATION CONTAINED HEREIN, INCLUDING, BUT NOT LIMITED TO, ANY IMPLIED WARRANTIES OF MERCHANTABILITY OR FITNESS FOR A PARTICULAR PURPOSE. In no event will TE be liable for any direct, indirect, incidental, special or consequential damages arising from or related to recipient's use of the information. It is the sole responsibility of recipient of this information to verify the results of this information using their engineering and product environment. Recipient assumes any and all risks associated with the use of the information. Antenna performance may vary. TE is a component manufacturer, and customer and/or end-user is responsible for all end-use compliance and regulatory requirements.

©2025 TE Connectivity. All Rights Reserved.

05/25 Original

Downloaded from Arrow.com.