

CST-1030

Description:

Triad current sense transformers are used to detect the current passing through a conductor. These transformers are very reliable and operate efficiently at 50/60 Hz.

Electrical Specifications (@25C)

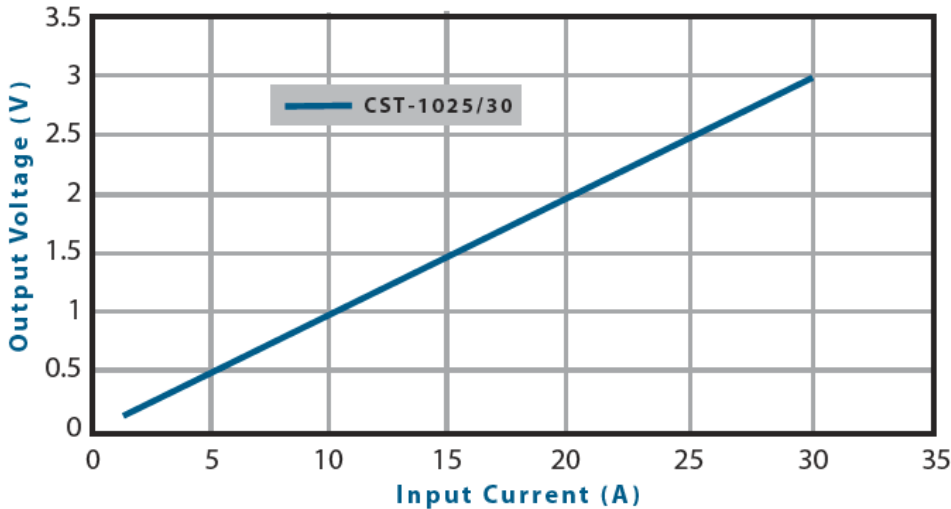
IP Amps	Turns Ratio	Terminating Resistor		DCR (Ω) Nominal	Volts/Amp@ rated IP for various loads (Ω)				Net Weight Grams
		Ohms	Watts		100	500	2K	5K	
30	1000:1	100	.09	46	.0977	.4160	.6710	.8750	30

Dimensions:

A	B	C	D	E	F
30.20	30.20	14.30	20.32	10.16	11.40

Units: In mm

Response Curve: V_{out} vs Input current (100Ω load)



Technical Notes:

1. Pin3 for mechanical support only.
2. Pin diameter is 0.8 ± 0.1 mm.
3. Pin length is 5 ± 1 mm.

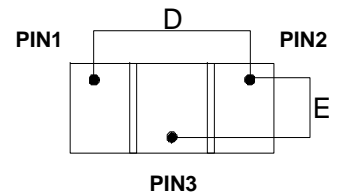
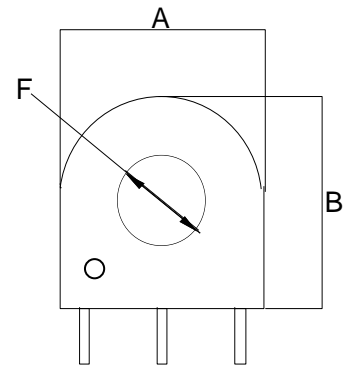

Agency Files:

UL file E205349 – Component, Instrument Transformer (XODW2)

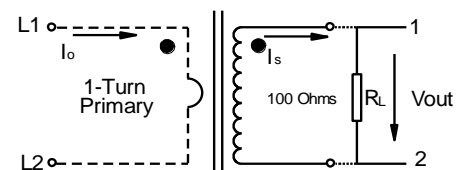


RoHS Compliance: As of manufacturing date February 2016, all standard products meet the requirements of 2015/863/EU, known as the RoHS 3 initiative.

*Upon printing, this document is considered "uncontrolled". Please contact Triad Magnetics website for the most current version. For soldering and washing information please see <http://www.triadmagnetics.com/faq.html>



BOTTOM VIEW



Web: www.TriadMagnetics.com
 Phone 951-277-0757
 Fax 951-277-2757

460 Harley Knox Blvd.
 Perris, California 92571

Publish Date: April 18, 2019