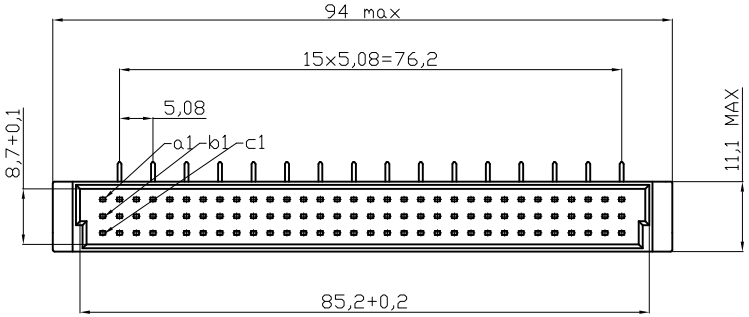

NOTES:

① Connector Meets Requirement OF DIN 41612

② Material:
1.Housing : Glass-Filled PBT. Color: Grey, UL 94V-0
2.Contact : Copper Alloy

③ Contact Tail Dimension
Thickness :0.48±0.03mm
Width :0.48±0.03mm
Tail Length :3- 0.4mm

④ Contact Finish(Option in Part Number "-x")
-1: 25μ" (0.63μm)Pd/Ni and 2μ"Gold Plating on Mating Area ,100μ"(2.54um)Tin Plating on Tail Area, Flash Gold Plating on Non-mating Area,50μ" (1.27μm)Nickel Underplate All Over
-2: 12μ" (0.30μm)Pd/Ni and 2μ"Gold Plating on Mating Area ,100μ"(2.54um)Tin Plating on Tail Area, Flash Gold Plating on Non-mating Area,50μ" (1.27μm)Nickel Underplate All Over
Blank: Flash Gold Plating on mating and non-mating Area, Tin Plating on Tail Area,Nickel Underplate All Over

⑤ Connector Printed with Part Number,and Batch Number

⑥ Mating Side Length
Standard :5.05-0.25mm
Extended :5.60+0.2/-0.05mm
Short :4.25+0.1/-0.05mm

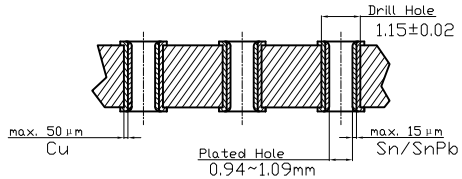

Recommended Hole Specifications
Section A-A
Scale 6:1

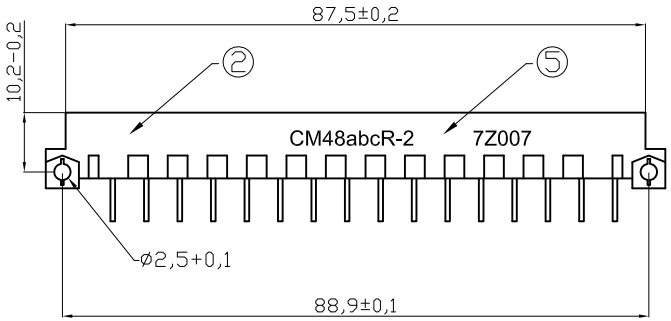

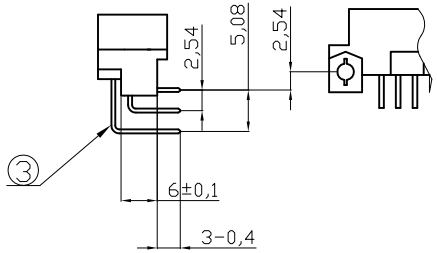

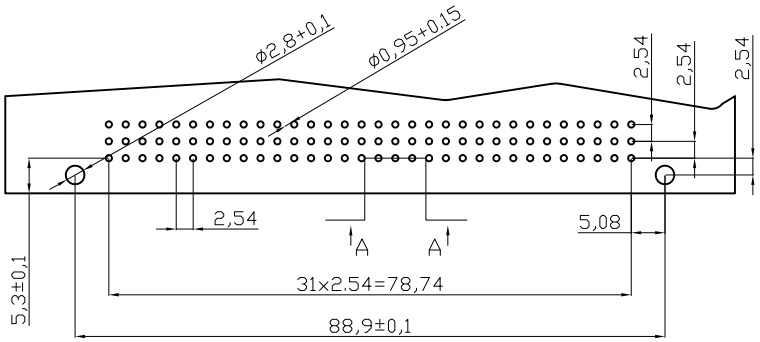

Recommended PCB Hole Layout
Component Side
Scale 1:1

RoHS compliant
UNIT:mm

Scale	Free					Date	Name	Customer-No.
TOLERANCE					Drawn	16.07.2009	Dean	
X.	±0.25				Approved	20.12.2013	Amy	ASSMANN WSW-No. A-CM32ACR-x A-CM48ABCR-x
X.X	±0.10							
X.XX	±0.05	③	Modification of Male Pin – see PCN20131612_DIN41612-Arev01	20.12.2013	Amy			Drawing-No. ASS 1255B CO rev03
X.XXX	±0.012	②	Modify plating spec.	15.03.2011	Dean			
DIM	TOL	①	Drawn	16.07.2009	Dean			Replace Sheet
Angle	±1°	Id.	Modification	Date	Name			

ASSMANN WSW components

SVXXX

Downloaded from Arrow.com.