


DC Flasher

FS300 Series

Solid State Flasher



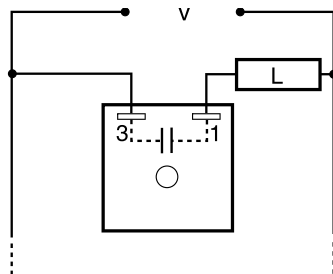
10
YEAR
WARRANTY

- Totally Solid State – No Mechanical Contacts to Arc and Wear
- High Surge Capability – Designed to Operate Incandescent Lamp Loads
- High Noise and Transient Protection
- Two-Terminal Series Connection
- Encapsulated – Protects Against Shock, Vibration, and Humidity

Description

The FS300 Series of solid state flashers were specifically designed to operate lamp loads. Their two-terminal series connection feature makes installation easy. The high immunity to line noise and transients makes the FS300 Series ideal for moving vehicle applications. All solid state construction means reliability and long life.

Connection



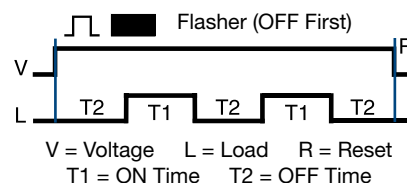
Note: Load may be in positive side

Operation

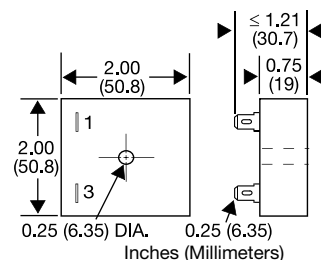
Upon application of input voltage, the T2 OFF time begins. At the end of the OFF time, the T1 ON time begins and the load energizes. At the end of T1, T2 begins and the load de-energizes. This cycle repeats until input voltage is removed.

Reset: Removing input voltage resets the output and the sequence to T2.

Function



Mechanical View



Available Models-

•FS312
FS336

•FS324
FS348

FS324-120
FS372

Don't see what you need? Call us for a minimum quantity and price quote!

Ordering Table

Input	Maximum Load Current	Part Number
12 V DC +/-20%	2.5 A	FS312
24 V DC +/-20%	1.5 A	FS324
36 V DC +/-20%	1.0 A	FS336
48 V DC +/-15%	0.75 A	FS348
72 V DC +/-15%	0.5 A	FS372
110 V DC +/-15%	0.25 A	FS390

Technical Data Specifications

Mode of Operation
Flash Rate
Custom Flash Rates
ON/OFF Ratio

OFF/ON recycling solid state flasher (continuous duty)
Fixed at 75 flashes per min +/-10%
Available from 60 ... 150 flashes per min
≅ 50%

Input

Input Voltage

12, 24, 36, 48, 72, and 110 V DC

Output

Load Type
Maximum Load Rating
Inrush

Incandescent or resistive
0.25 ... 2.5 A steady state
10 times steady state current

Mechanical

Mounting
Package
Termination

Surface mount with one #10 (M5 x 0.8) screw
2 x 2 x 1.21 in. (50.8 x 50.8 x 30.7 mm)
0.25 in. (6.35 mm) male quick connect terminals

Protection

Circuitry

Encapsulated

Environmental

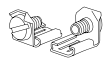
Operating/Storage Temperature
Humidity
Weight

-20° ... +60°C / -40° ... +85°C
95% relative; non-condensing
≅ 2.2 oz (62 g)

Accessories




Female quick connect
P/N: **P1015-64** (AWG 14/16)



Quick connect to screw adaptor
P/N: **P1015-18**



Mounting bracket
P/N: **P1023-6**



DIN rail P/Ns:
C103PM (Al)

DIN rail adaptor
P/N: **P1023-20**

See accessory pages for specifications.