

SD1A150A(LS)

SIDAC HIGH VOLTAGE SILICON UNIDIRECTIONAL THYRISTORS

**1 AMPERE
150 VOLTS**

FEATURES

- V_{BO} range is from 142 to 157 Vdc
- V_{DRM} with stand 120V
- I_H is under 60mA
- Compact package for spacing saving.
- **Lead-Free Finish; RoHS Compliant (Notes 1 & 2)**
- **Halogen and Antimony Free. "Green" Device (Note 3)**

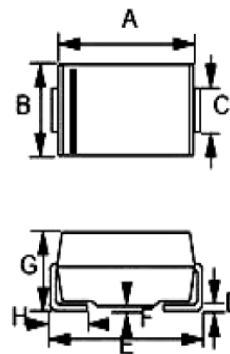
APPLICATION

- Gas Igniters

MECHANICAL DATA

- Package: SMA
- Package Material: JEDEC DO-214AC molded plastic
- Moisture Sensitivity: Level 1 per J-STD-020
- Terminals: Finish – Matte Tin Plated Leads, Solderable per MIL-STD-202, Method 208 Ⓔ③
- Weight: 0.070 grams (Approximate)

SMA



SMA		
DIM.	MIN.	MAX.
A	4.06	4.57
B	2.29	2.92
C	1.27	1.63
D	0.15	0.31
E	4.83	5.59
F	0.05	0.20
G	1.96	2.40
H	0.76	1.52
All Dimensions in millimeter		



MAXIMUM RATINGS AND ELECTRICAL CHARACTERISTICS

Ratings at +25°C ambient temperature unless otherwise specified.

MAXIMUM RATINGS

PARAMETER	SYMBOL	VALUE	UNIT
Peak repetitive off-state voltage $T_J = -40$ to $+125^\circ\text{C}$, Sine Wave, 50 to 60Hz	V_{DRM}	120	Volts
On-state RMS current $T_L = 80^\circ\text{C}$, all conduction angles	$I_{T(RMS)}$	1	Amp
Peak non-repetitive surge current $T_a = 25^\circ\text{C}$, pulse width to = 10us, $f = 5\text{Hz}$ sine wave, repetitive peak value $f = 60\text{Hz}$	I_{TSM}	280 120	Amps
Maximum lead Solder Temperature (Lead Length $\geq 1/16$ " from Case, 10s Max)	T_L	260	$^\circ\text{C}$
Operating junction temperature range	T_J	$-40 \sim +125$	$^\circ\text{C}$
Storage temperature range	T_{STG}	$-40 \sim +150$	$^\circ\text{C}$

Notes:

1. EU Directive 2002/95/EC (RoHS), 2011/65/EU (RoHS 2) & 2015/863/EU (RoHS 3) compliant. All applicable RoHS exemptions applied.
2. See <https://www.diodes.com/quality/lead-free/> for more information about Diodes Incorporated's definitions of Halogen- and Antimony-free, "Green" and Lead-free.
3. Halogen- and Antimony-free "Green" products are defined as those which contain <900ppm bromine, <900ppm chlorine (<1500ppm total Br + Cl) and <1000ppm antimony compounds.
4. Maximum ratings are those values beyond which device damage can occur. Maximum ratings applied to the device are individual stress limit values (not normal operating conditions) and are not valid simultaneously. If these limits are exceeded, device functional operation is not implied, damage may occur and reliability may be affected.

THERMAL CHARACTERISTICS

PARAMETER	SYMBOL	TYP.	UNIT
Typical thermal resistance junction to case	R_{thJC}	15	$^{\circ}\text{C/W}$

OFF CHARACTERISTICS

PARAMETER	SYMBOL	MAX	UNIT
Peak repetitive forward or reverse blocking current (50 to 60Hz) $V_{DRM}=120\text{V}$	I_{DRM}	10	μA

ON CHARACTERISTICS

PARAMETER	SYMBOL	MIN	TYP	MAX	UNIT
Peak On-State Voltage $I_T = 1\text{A}$	V_{TM}	---	1.1	1.5	Volts
Breakover Voltage $I_{BO} = 5\mu\text{A}$	V_{BO}	142	150	157	Volts
Break over current	I_{BO}	---	---	200	μA
Holding current	I_H	---	---	60	mA
Switching resistance	R_S	0.1	---	---	$k\Omega$

DYNAMIC CHARACTERISTICS

PARAMETER	SYMBOL	MIN	TYP	MAX	UNIT
Critical rate of rise of on-state current	di/dt	---	80	---	$\text{A}/\mu\text{s}$

RATING AND CHARACTERISTIC CURVES
SD1A150A(LS)

Fig.1- TYPICAL FORWARD VOLTAGE

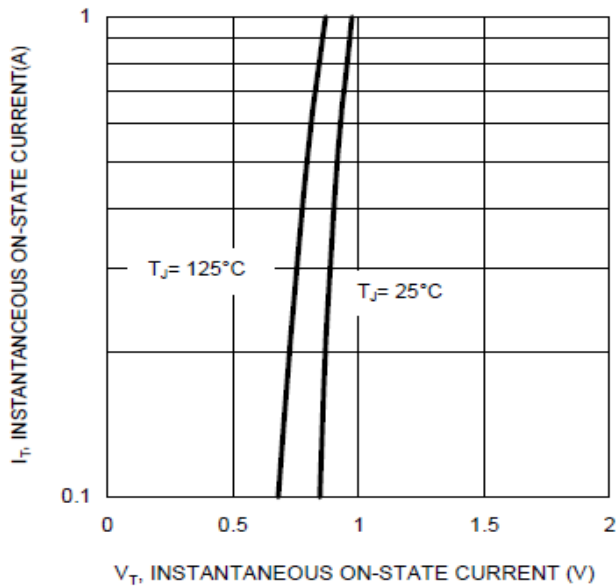


Fig.2- TYPICAL POWER DISSIPATION

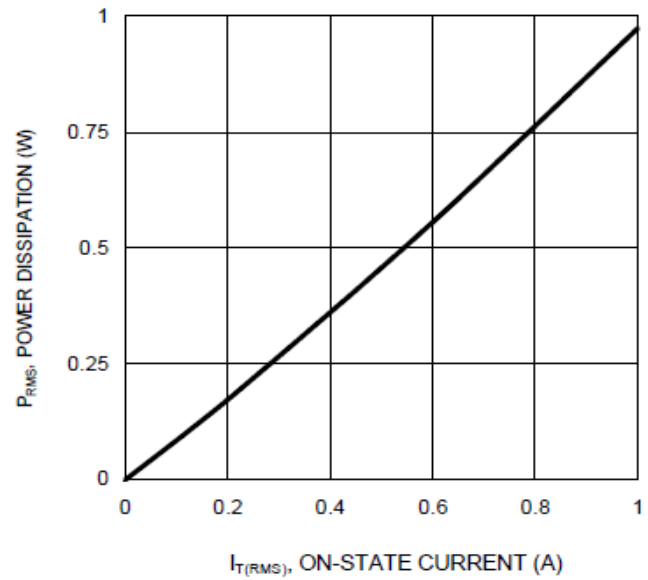


FIG.3- TYPICAL BREAKOVER VOLTAGE

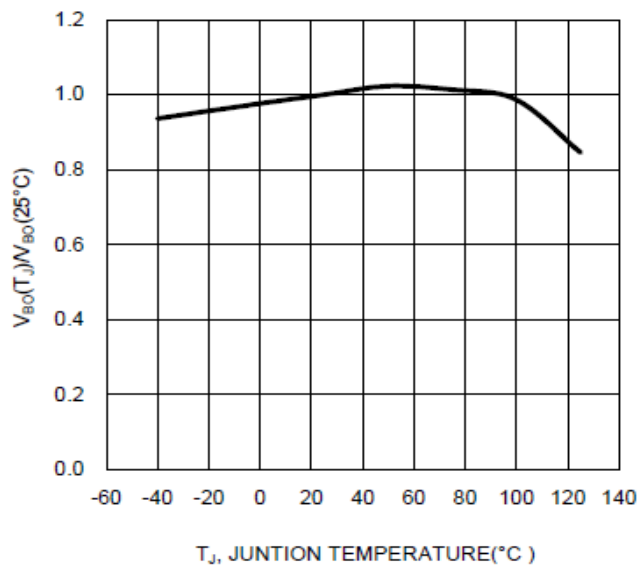
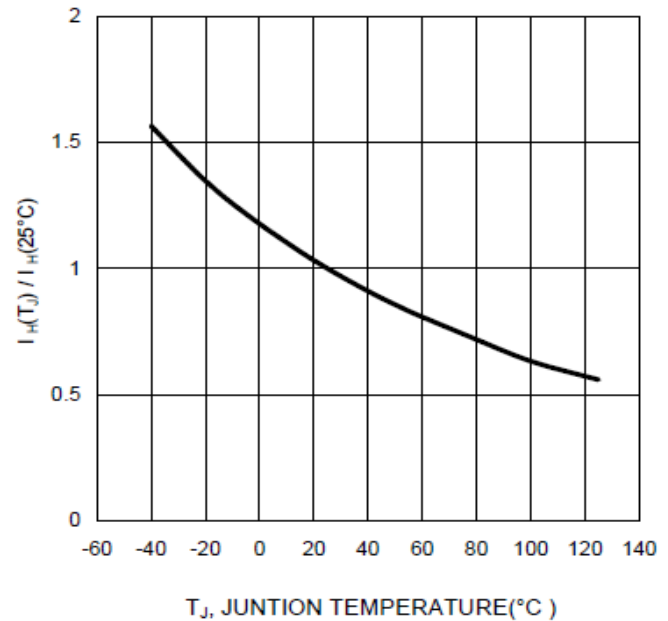


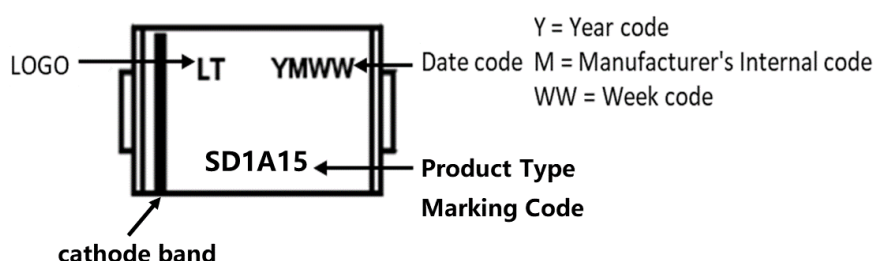
Fig.4- TYPICAL HOLDING CURRENT



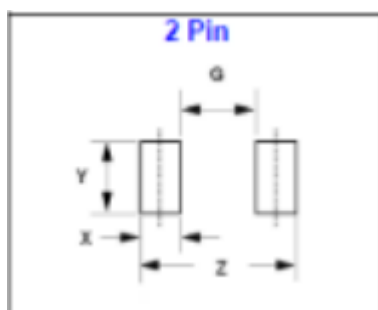
Ordering Information:

Part Number	Package	Packing	
		Qty.	Carrier
SD1A150A	SMA	5000pcs	13"Reel

Marking Information:



Suggested Pad Layout:



Dimensions	Value (In mm)
G	2.9
X	2.3
Y	2.4
Z	7.5

IMPORTANT NOTICE

1. DIODES INCORPORATED (Diodes) AND ITS SUBSIDIARIES MAKE NO WARRANTY OF ANY KIND, EXPRESS OR IMPLIED, WITH REGARDS TO ANY INFORMATION CONTAINED IN THIS DOCUMENT, INCLUDING, BUT NOT LIMITED TO, THE IMPLIED WARRANTIES OF MERCHANTABILITY, FITNESS FOR A PARTICULAR PURPOSE OR NON-INFRINGEMENT OF THIRD PARTY INTELLECTUAL PROPERTY RIGHTS (AND THEIR EQUIVALENTS UNDER THE LAWS OF ANY JURISDICTION).

2. The Information contained herein is for informational purpose only and is provided only to illustrate the operation of Diodes' products described herein and application examples. Diodes does not assume any liability arising out of the application or use of this document or any product described herein. This document is intended for skilled and technically trained engineering customers and users who design with Diodes' products. Diodes' products may be used to facilitate safety-related applications; however, in all instances customers and users are responsible for (a) selecting the appropriate Diodes products for their applications, (b) evaluating the suitability of Diodes' products for their intended applications, (c) ensuring their applications, which incorporate Diodes' products, comply the applicable legal and regulatory requirements as well as safety and functional-safety related standards, and (d) ensuring they design with appropriate safeguards (including testing, validation, quality control techniques, redundancy, malfunction prevention, and appropriate treatment for aging degradation) to minimize the risks associated with their applications.

3. Diodes assumes no liability for any application-related information, support, assistance or feedback that may be provided by Diodes from time to time. Any customer or user of this document or products described herein will assume all risks and liabilities associated with such use, and will hold Diodes and all companies whose products are represented herein or on Diodes' websites, harmless against all damages and liabilities.

4. Products described herein may be covered by one or more United States, international or foreign patents and pending patent applications. Product names and markings noted herein may also be covered by one or more United States, international or foreign trademarks and trademark applications. Diodes does not convey any license under any of its intellectual property rights or the rights of any third parties (including third parties whose products and services may be described in this document or on Diodes' website) under this document.

5. Diodes' products are provided subject to Diodes' Standard Terms and Conditions of Sale (<https://www.diodes.com/about/company/terms-and-conditions/terms-and-conditions-of-sales/>) or other applicable terms. This document does not alter or expand the applicable warranties provided by Diodes. Diodes does not warrant or accept any liability whatsoever in respect of any products purchased through unauthorized sales channel.

6. Diodes' products and technology may not be used for or incorporated into any products or systems whose manufacture, use or sale is prohibited under any applicable laws and regulations. Should customers or users use Diodes' products in contravention of any applicable laws or regulations, or for any unintended or unauthorized application, customers and users will (a) be solely responsible for any damages, losses or penalties arising in connection therewith or as a result thereof, and (b) indemnify and hold Diodes and its representatives and agents harmless against any and all claims, damages, expenses, and attorney fees arising out of, directly or indirectly, any claim relating to any noncompliance with the applicable laws and regulations, as well as any unintended or unauthorized application.

7. While efforts have been made to ensure the information contained in this document is accurate, complete and current, it may contain technical inaccuracies, omissions and typographical errors. Diodes does not warrant that information contained in this document is error-free and Diodes is under no obligation to update or otherwise correct this information. Notwithstanding the foregoing, Diodes reserves the right to make modifications, enhancements, improvements, corrections or other changes without further notice to this document and any product described herein. This document is written in English but may be translated into multiple languages for reference. Only the English version of this document is the final and determinative format released by Diodes.

8. Any unauthorized copying, modification, distribution, transmission, display or other use of this document (or any portion hereof) is prohibited. Diodes assumes no responsibility for any losses incurred by the customers or users or any third parties arising from any such unauthorized use.

9. This Notice may be periodically updated with the most recent version available at <https://www.diodes.com/about/company/terms-and-conditions/important-notice>

The Diodes logo is a registered trademark of Diodes Incorporated in the United States and other countries.

All other trademarks are the property of their respective owners.

© 2023 Diodes Incorporated. All Rights Reserved.

www.diodes.com