

Product Data Sheet



132X580 CH

Replace "X" with 1, 2 or 3 for number of poles

Power Distribution Block
175 Amps, 600 Volts (AC/DC) UL
800V AC/DC CE (IEC 60947-7-1)

Wire Range:

Line side: (1) 2/0 - #14 AWG

Load Side: (6) # 4 - #14 AWG

[See tables below for SCCR wire ranges, flexible stranded and multiple wire approvals.](#)



Insulator base adders and 1 pole product can be snapped together through integral dovetails to create variable pole power blocks.

7.5 x 35 mm din rail or panel mountable

Electrical Ratings:

- 175A copper wire, 135A aluminum wire (Based on NEC Table 310-16, 75°C columns)
- UL/CSA Voltage Rating: 600 Volts AC/DC (UL 1059 Class C, User Group - General Industrial)
- CE Rated Voltage (U_i): 800 V AC/DC per IEC 60947-7-1
- Material Group: IIIa
- Pollution Degree: 3
- Factory and Field Wiring

Short Circuit Current Ratings (Copper wire only):

Suitable Conductors (kcmil/AWG)		Wire Classes	Overcurrent Protection Fuse Required Class/Max Amp Rating						SCCR, RMS SYM Amps
Line	Load		J	T	RK1	RK5	G	CC	
2/0 - 6	4 - 14	B, C	200	200	200	100	60	30	100,000
1 - 6	6 - 14	G, H, I, K	150	150	100	30	60	30	100,000

- Minimum Enclosure size to maintain Short Circuit Current Ratings: 16 X 12 X 6

Mechanical Ratings:

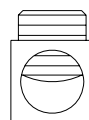
- Insulator base and cover temperature rating: -40°C/F to 125°C (257°F) UL RTI
- Flammability rating of insulator base and cover: UL 94 V-0
- * Use outside these ratings needs to be judged in the end-use application.

Materials:

- Connector: High conductivity aluminum, tin plated
- Insulator base: Glass filled polycarbonate (Thermoplastic)
- Terminal set screws: Steel, nickel plated and Aluminum, tin plated
- Connector mounting screw: Steel, zinc plated
- Hinged cover: Glass filled polycarbonate (Thermoplastic)

Agency Approvals:

- UL Recognized, UL 1059 Terminal Block Standard, File No. XCFR2.E62806
- CSA Certified, CSA C22.2 No. 158, File No. LR19766 (Wire Classes B & C only)
- CE compliant to IEC 60947-7-1
- RoHS Compliant

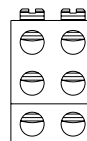


Wire Approvals:

Line Side Wire Approvals:

Wire Size	Torque		Copper Wire Stranding Classes - Number of Conductors						
	N-m	In. lbs	Solid	Class B	Class C	Class G	Class H	Class I	Class K
2/0 AWG	13.6	120		1	1				
1/0	13.6	120		1	1				
1	13.6	120		1	1	1	1	1	1
2	13.6	120		1	1	1	1	1	1
4	13.6	120		1	1	1	1	1	1
6	13.6	120		1	1	1	1	1	1
8	4.5	40		1	1	1	1	1	1
10	4.0	35	1	1	1			1	1
12	4.0	35	1	1	1			1	1
14	4.0	35	1	1	1			1	1

Aluminum stranded wire range: 2/0– #6 AWG



Load Side Wire Approvals:

Wire Size	Torque		Copper Wire Stranding Classes - Number of Conductors						
	N-m	In. lbs	Solid	Class B	Class C	Class G	Class H	Class I	Class K
4 AWG	4.0	35		1	1				
6	4.0	35		1	1	1	1	1	1
8	4.0	35		1	1	1	1	1	1
10	4.0	35	1	1-2	1-2			1-2	1-2
12	4.0	35	1	1-4	1-4			1-2	1-2
14	4.0	35	1	1-4	1-4			1-2	1-2

* Multiple conductor approvals for **LOAD** side only. (copper only)

Aluminum stranded wire size: #6

- Wire strip length, line and load side taps – 3/4"
- Hex keys required : line side – 5/16", load side - 1/8"

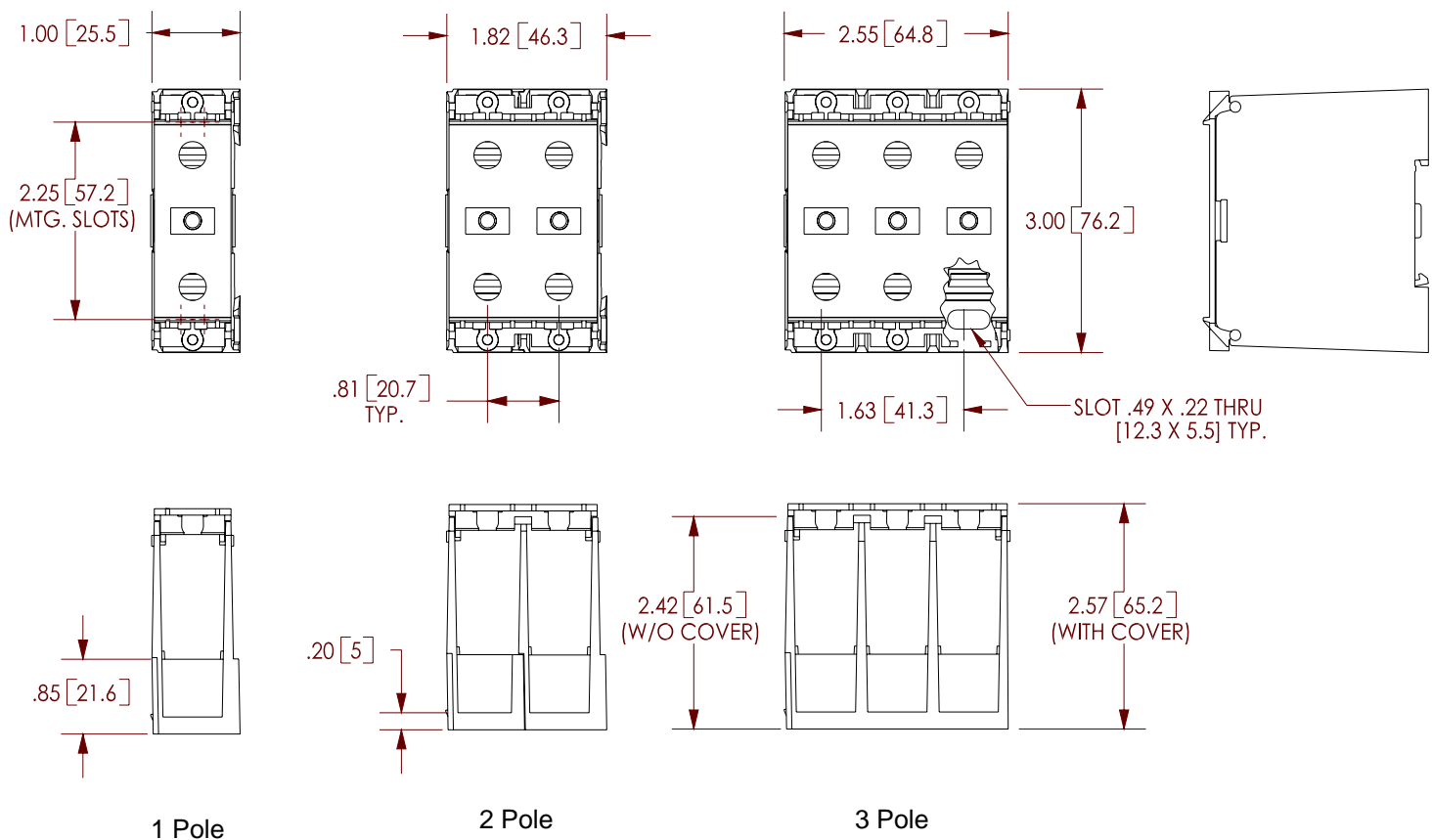
For information on copper stranded wire classes, please reference:
<http://www.marathonsp.com/CatalogPDFs/Flexible-Stranded-Wire.pdf>

Mounting:

- Panel mountable: #10 fastener, Torque to 2.8 - 3.4 N-m (25 - 30 In. lbs)
- Din Mountable on 3.5 x 7.5 mm rail

Accessories:

- End bracket for din rail mounting :MSK35
- Marker Strips. Printing available. Consult customer service
- Din Rail (35 x 7.5 mm, 2 m long, slotted): MN35-2



WWW.MARATHONSP.COM
1-419-352-8441