




PSE Technology Corporation

SPECIFICATION FOR APPROVAL

CUSTOMER	
NOMINAL FREQUENCY	8.000000 MHz
PRODUCT TYPE	TYPE FX 6.0x3.5 SEAM SEALED CRYSTAL
PART NUMBER	FX0800015
CUSTOMER P/N	
ISSUE DATE	October 13, 2011
VERSION	A

APPROVED	PREPARED	QA
		
APPROVED BY CUSTOMER		
<div>Please return one copy with approval to PSE-TW</div>		

PSE Technology Corporation

No.2, Tzu-Chiang 5th Rd., Chung Li Industrial Park,
Chung Li City, Taoyuan County, Taiwan (R.O.C.)
TEL:886-3-451-8888
FAX:886-3-461-3865
<http://www.saronix-ecera.com.tw/>

*Pb-free
*RoHS Compliant
*HF-Halogen Free
*REACH Compliant

A Company of PERICOM Semiconductor Corporation

TYPE FX 6.0x3.5 SEAM SEALED CRYSTAL

FX0800015

VER.A 13-OCT-11

VERSION HISTORY

Version No.	Version Date	Customer Receipt Date	Supplier Receipt Date	Description	Notes
A	Oct. 13, 2011			Initial Release	

TYPE FX 6.0x3.5 SEAM SEALED CRYSTAL

FX0800015

VER.A 13-OCT-11

ELECTRICAL SPECIFICATIONS

Item	Symbol	Specifications	Units	Notes
Nominal Frequency	Fn	8.000000	MHz	
Mode of Oscillation	MO	AT Cut-Fundamental		
Calibration Load Capacitance	CL	18	pF	
Calibration Tolerance	FL	± 20	ppm	at 25°C $\pm 3^{\circ}\text{C}$
Operating Temperature Range	TR	-20 to +70	°C	
Frequency Stability(Frequency Deviation over the Operating Temperature Range)	F/T	± 20	ppm	Reference to the Frequency at 25°C
Operating Drive Level		100	μW	
Maximum Drive Level		500	μW	
Equivalent Series Resistance	ESR	72	Ω	Max.
Shunt Capacitance	C0	7	pF	Max.
Aging at 25°C		± 2	ppm	Max, 1st year
Storage Temperature		-55 to +125	°C	
Insulation Resistance		500	M Ω	Min

** This product doesn't include harmful substance that stipulated by SONY SS-00259 Level 1 and S-AT2-001 Level 1 standard. RoHS Compliant (Pb - Free).

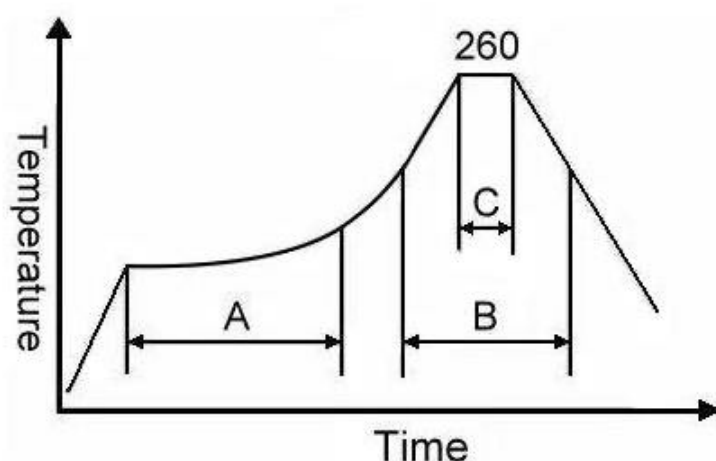
RELIABILITY SPECIFICATIONS

MECHANICAL AND ENVIRONMENTAL RATINGS:

- a) FINE LEAK TEST: JESD22-A109 (Condition 1A)
- b) GROSS LEAK TEST: JESD22-A109 (Condition C)
- c) MOISTURE RESISTANCE: JESD22-A113
- d) SHOCK: JESD22-B104 (Condition B)
- e) SOLDERABILITY : (RoHS version): J-STD-002
- f) VIBRATION: JESD22-B103
- g) SOLVENT RESISTANCE: JESD22-B107
- h) RESISTANCE TO SOLDERING HEAT (RoHS version): J-STD-020D Table 5.2 Pb free devices (3 cycles max)

SUGGESTED IR REFLOW PROFILE

*As per IPC-JEDEC J-STD-020D



Note:

	Stage	Temperature	Time
A	Preheat	150~200°C	60~120 Sec
B	Primary Heat	217°C	60~150 Sec
C	Peak	260°C	10 Sec

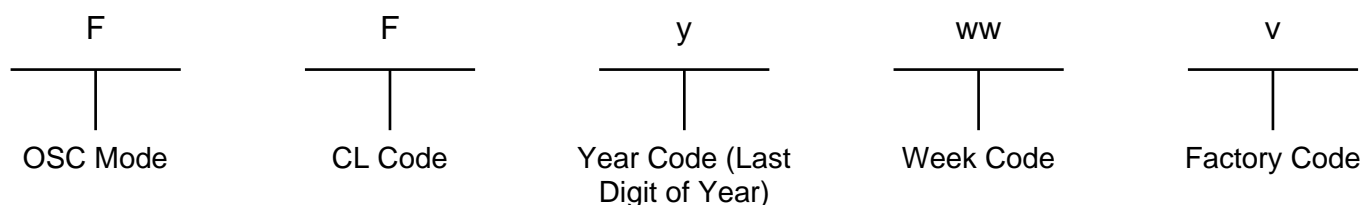
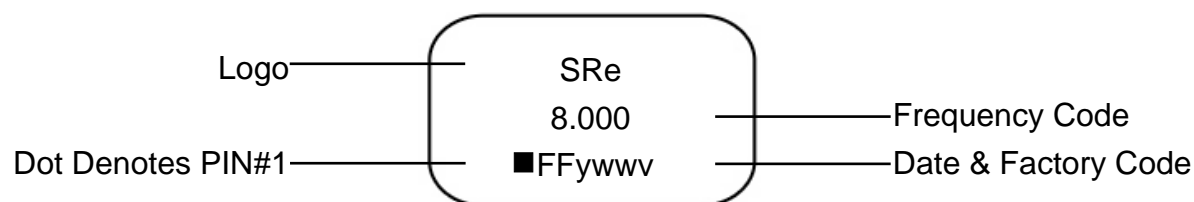
For soldering reflow profile and reliability test ratings go to: <http://www.pericom.com/pdf/sre/reflow.pdf>

TYPE FX 6.0x3.5 SEAM SEALED CRYSTAL

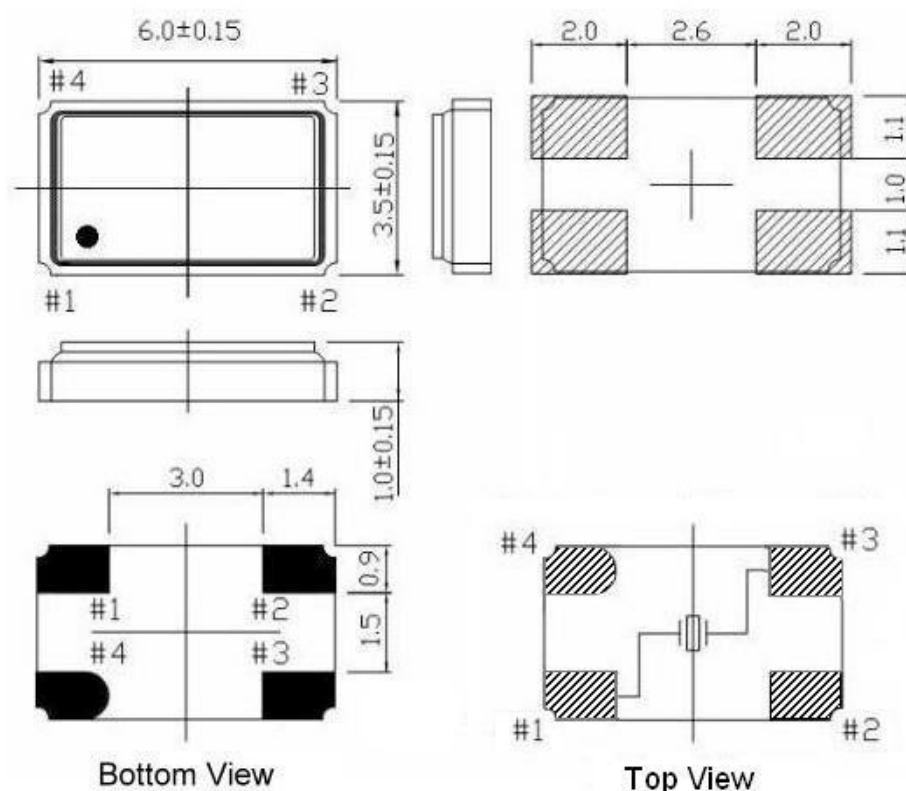
FX0800015

VER.A 13-OCT-11

MARKING



MECHANICAL DRAWINGS (Scale: None. Dimensions are in mm.)



** Recommended - Pin 1 & 3 : CRYSTAL
Pin 2 & 4 : GND

Note:

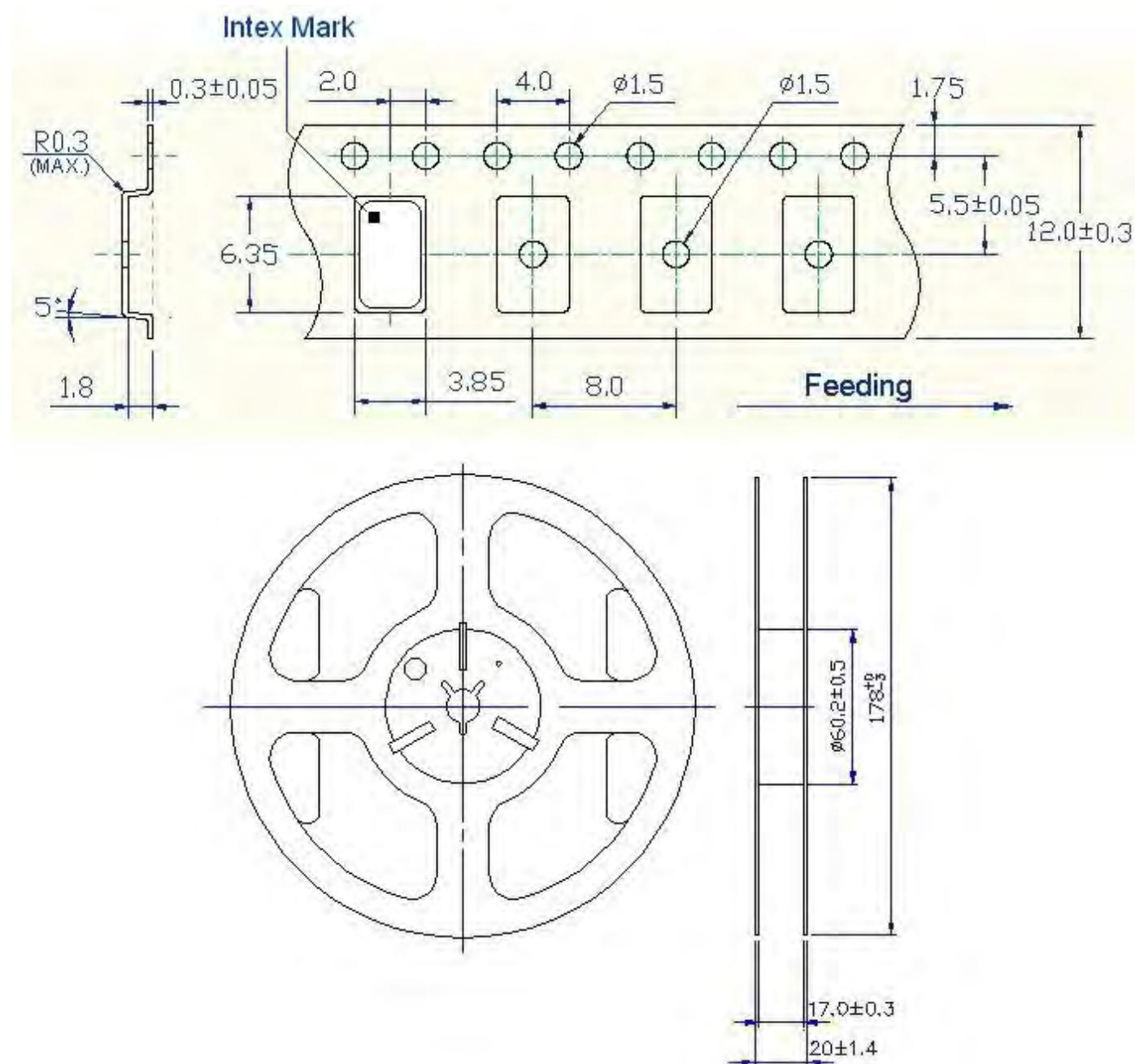
1. The marking dot denotes Pin#1.
2. Pin positions of the drawing is only for reference, and the Pin with chamfer is based on the real product.

TYPE FX 6.0x3.5 SEAM SEALED CRYSTAL

FX0800015

VER.A 13-OCT-11

Tape & Reel



1. 230mm minimum leader which consist of carrier and/or tape followed by a minimum of 160mm of empty carrier tape sealed with cover tape.
2. 160mm minimum trailer of empty carrier tape sealed with cover tape.

TYPE FX 6.0x3.5 SEAM SEALED CRYSTAL

FX0800015

VER.A 13-OCT-11

PACKING

