


EOZ
SOLUTIONS & COMPONENTS

ECO.series

The EOZ ECO keypads are suited to all indoor applications including data-entry systems, remote controls, telephone, point of sales terminals or alarm systems.

The ECO range of low-cost, flush-mount keypads are rugged, economical devices available in 12-key telephone style and 16-key hexadecimal II layouts.

MOUNTING

Mounting is from the back of a panel using fixed studs. Protection degree of the keypad is IP 40 (front side).

CONTACTS

To ensure integrity of contacts and lower switch ratings, the contacts are gilded and external connection to the keypad is by means of a pin header on the back.

The electrical keypad circuit can be supplied in a choice of either matrix or common point configuration.

KEYS

The keys are made of polycarbonate.

MARKING

Standard markings are hot stamped. On request, customized symbols and markings are available.

ELECTRICAL CHARACTERISTICS

Operating voltage / current

- Nominal 24V, 20 mA
- Maximum voltage 24 V
- Minimum voltage 500 mV
- Minimum current 10 mA

Isolation resistance $\geq 1000 \text{ M}\Omega$ at 100 VDC

Contact resistance $\leq 200 \Omega$

Electrical life 1 Million cycles of operation per key

Electrostatic breakdown value 5 kV

Switch rating 0.5 W

MECHANICAL CHARACTERISTICS

Actuating force 1.2N $\pm 35\%$

Actuating travel 1.4 MM $\pm 0.1\text{N}$

Rebound time $\leq 2 \text{ ms}$

ENVIRONNEMENTAL CONDITIONS

Storage temperature -40°C ... +65°C


Operating temperature -20°C ... +60°C

MATERIAL

- **Keys** Polycarbonate (PC)
- **Housing** Polycarbonate (PC)
- **Contacts** Carbon / Gold

APPROVALS

- **Declaration of conformity**
 - CE
 - RoHS





EOZ
SOLUTIONS & COMPONENTS

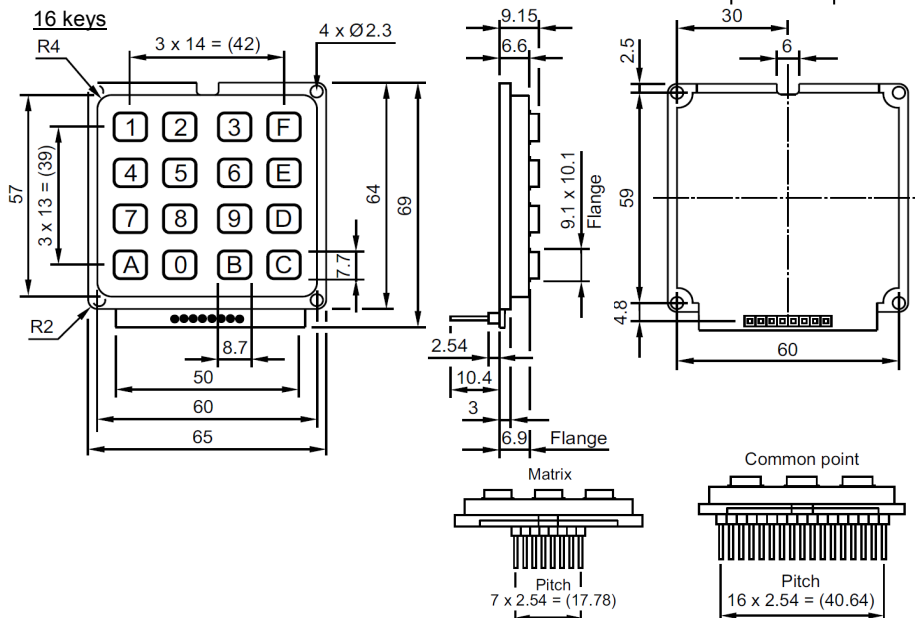
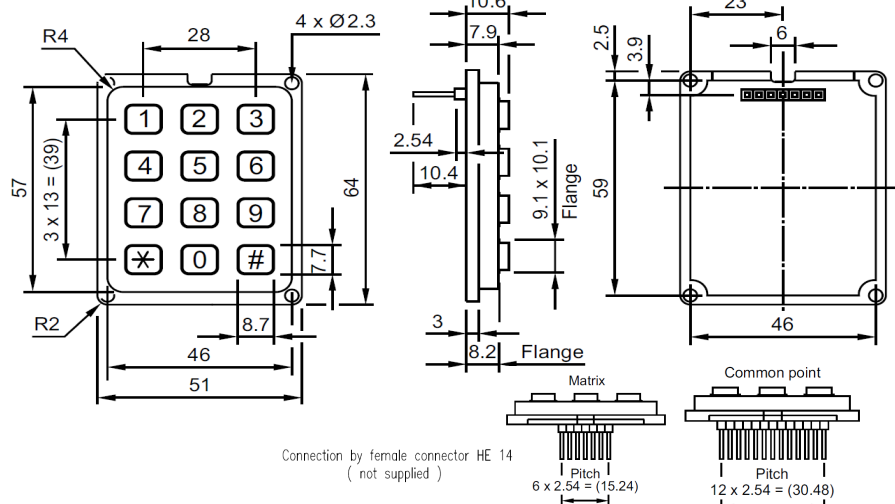
ECO.series

STANDARD PART NUMBERS

	Numbers of the keys	Marking	Circuit	Référence
Keypad Keys for indoor use Front protection IP40 Key cap = plastic white Terminal = Pin header	12	Telephone	PC	ECO.12100.06
			M	ECO.12150.06
	16	Hexadecimal II	PC	ECO.16200.06
			M	ECO.16250.06

Circuit PC = Common Point, M = Matrix
Packaging of 10 pcs

DIMENSIONS 12 keys



CONNECTION for 12 keys

	X1	X2	X3
Y1	1	2	3
Y2	4	5	6
Y3	7	8	9
Y4	*	0	#

Matrix XY

CONTACTS



Common point

CONTACTS



CONNECTION for 16 keys

	X1	X2	X3	X4
Y1	1	2	3	F
Y2	4	5	6	E
Y3	7	8	9	D
Y4	A	0	B	C

Matrix XY

CONTACTS



Common point

CONTACTS



Contact us at :

Email : contact@eozonline.com

site : www.eozonline.com

We reserve the right to modify technical data