




Product Status	Obsolete
	Recommended Alternate Part No. : CLF6045T-220M-D (Interchangeability is not guaranteed.)
	Discontinue Issue Date : May.18, 2017
	Last Purchase Order Date : Mar.29, 2019
	Last Shipment Date : Sep.30, 2019
Applications	Commercial Grade
Feature	Wire WoundWire Wound
	ShieldMagnetic Shield
	Ferrite CoreFerrite Core
Series Type	CLF
Brand	TDK
Environmental Compliance	<div><div>RoHS</div><div>REACH</div><div>Lead Free</div></div>



Size	
Length(L)	6.20mm ±0.20mm
Width(W)	5.90mm ±0.20mm
Thickness Height	4.50mm ±0.30mm
Recommended Land Pattern (A)	1.70mm Nom.
Recommended Land Pattern (B)	3.60mm Nom.
Recommended Land Pattern (C)	2.20mm Nom.

Electrical Characteristics	
Inductance	22μH ±20% at 100kHz
Rated Current (L Change) [Typ.]	1.3A (10% Down)
Rated Current (L Change) [Max.]	
Rated Current (Temperature Rise) [Typ.]	1.7A (30°C Rise)
Rated Current (Temperature Rise) [Max.]	
DC Resistance [Typ.]	78mΩ
DC Resistance [Max.]	93.6mΩ
Rated Voltage [Max.]	
Self Resonant Frequency [Min.]	
Self Resonant Frequency [Typ.]	
Q [Min.]	
Q [Typ.]	

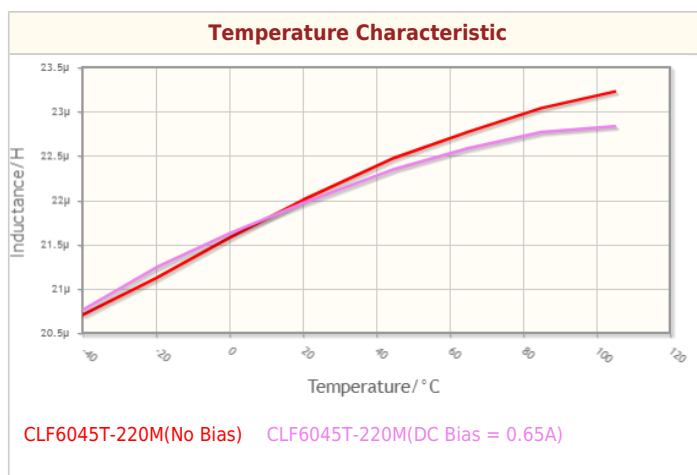
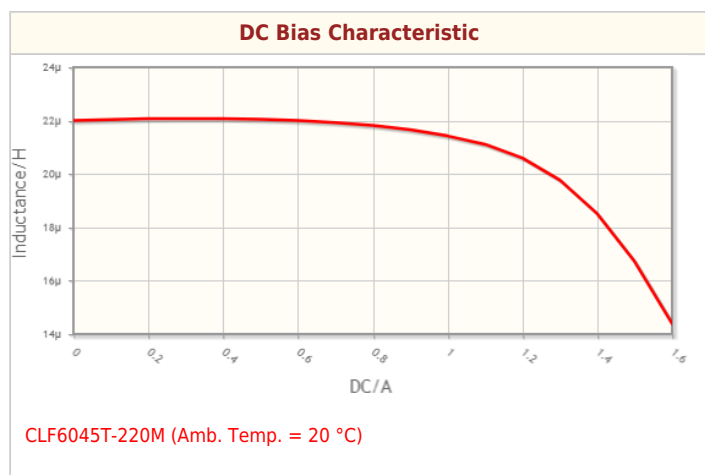
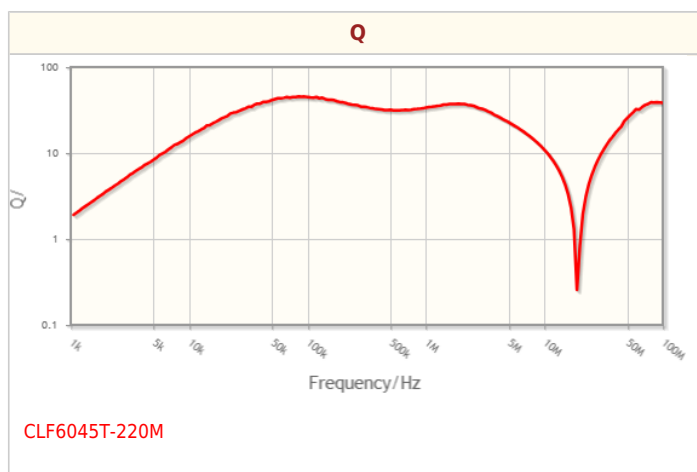
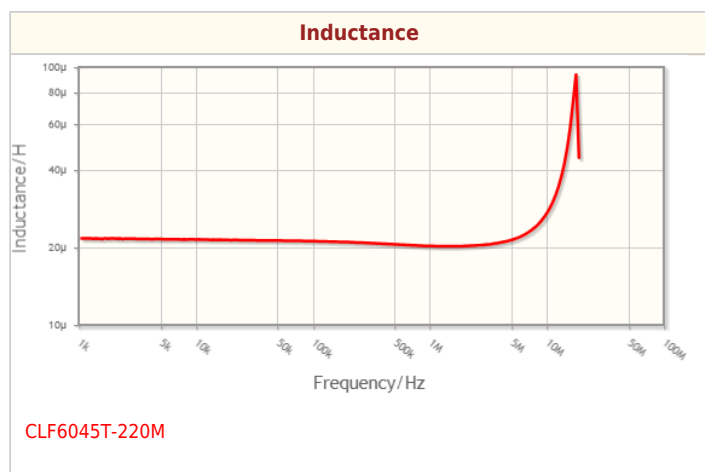
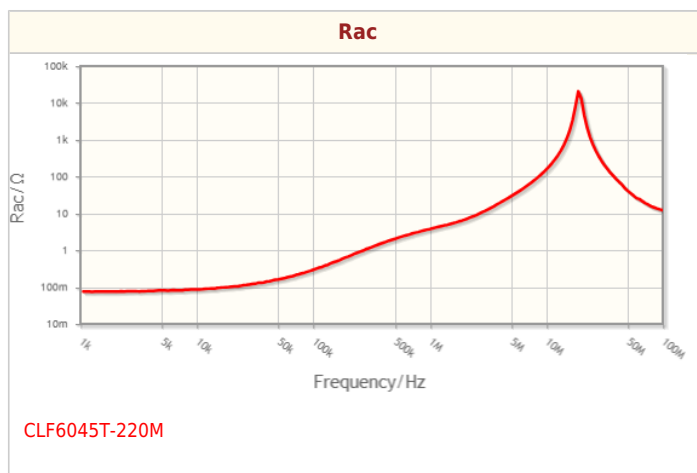
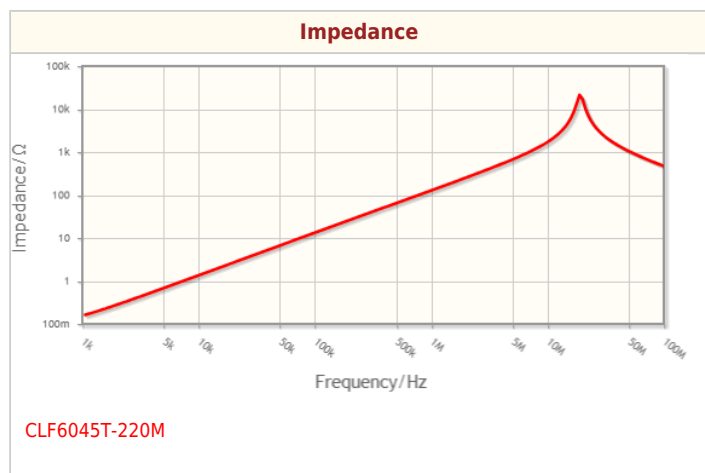
Other	
Operating Temp. Range	-40 to 105°C (Including Self-Temp. Rise)

! Images are for reference only and show exemplary products.
! This PDF document was created based on the data listed on the TDK Corporation website.
! All specifications are subject to change without notice.

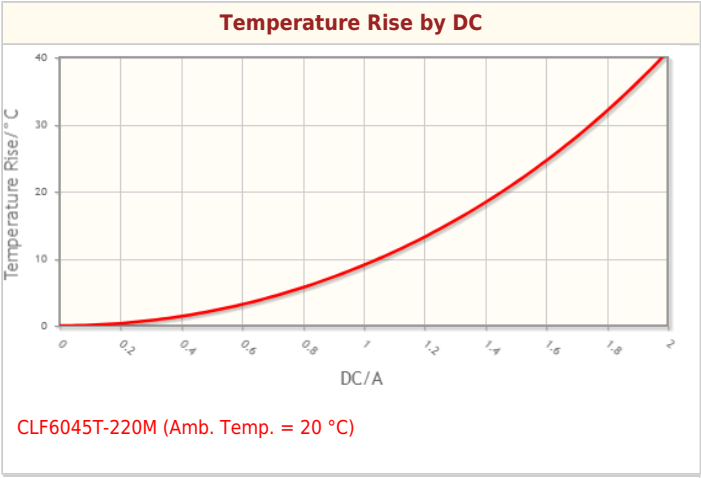
Soldering Method	Reflow Iron Soldering
AEC-Q200	NO
Packing	Punched (Paper)Taping [330mm Reel]
Package Quantity	1000pcs
Weight	0.6g

CLF6045T-220M

Characteristic Graphs(This is reference data, and does not guarantee the products characteristics.)



Characteristic Graphs(This is reference data, and does not guarantee the products characteristics.)



Associated Images

