Legends

Available for Multimec caps

standard legends

LEGEND	1B09U_ 1B09D_	1DS09_	1FS096R_	1ZB09D_ 1ZB16DLM_	1ZCS_	10R_ & 10RF_ 10RM16_	10Q_ 10QM16_
0	000	000	000				
1	001	001	001				
2	002	002	002				
3	003	003	003				
4	004	004	004				
5	005	005	005				
6	006	006	006				
7	007	007	007				
8	008	008	008				
9	009	009	009				
#		107	107				
✱		019	019				
⌑							
→		033					
←		133					
↑		034					
↓		134					
↵		135	135				
+						054	054
-						059	059
▲				136*			
⏻		123	123		123*	123	123
ON/OFF						017	017
STOP						018	018
START						031	031
RESET					038	038	038
CANCEL						048	048
ESC					051		
ENTER					105	105	105
OK					118*	118	118
SET					119		
MENU					120		
FUNC					121		
HOME					122		

STANDARD OPTIONS

1B
pad printed

1DS
pad printed

1FS
reverse printed

1ZB
pad printed
*laser marked

1ZCS
pad printed
*reverse printed
*laser marked

10R(F) & 10Q_
pad printed
reverse printed

10RM & 10QM
metal symbol

Ordering example: 1FS096R12309; 1ZB09D13606; 1ZCS16LMH11809

Please see colour codes, updates of products and changes of specifications on www.mec.dk

Downloaded from Arrow.com.

Legends

Available for Multimec caps

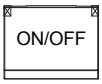

UP
1A09U01706

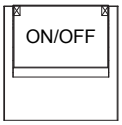

UP
1B09U01706

DOWN
1A09D01706

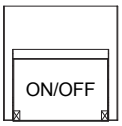

DOWN
1B09D01706

DOWN
1ZB09D13606

POSITIONING OF LEGENDS ON ROCKER-ACTION CAPS

When ordering legends for caps with hinge-type cap retention system, it is important to note the position of the cap. An extra letter (U or D) needs to be added to the part number to refer to the position of the hinges in relation to the legend. See samples to the left.

Rocker-action caps without a lens: 1A, 1B, 1M, 1ZA and 1ZB

Orientation of the switch:

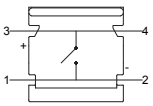

UP

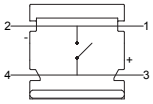

DOWN

LEGEND ILLUMINATION

Option 1:LASER MARKED
In case of laser marked legends an "LM" is added after the cap colour, before the legend code. We recommend using hard paint (additional "H") for increased lifetime of the paint. E.g. 1ZB16DLMH13609

Option 2: REVERSE PRINTED
In case of reverse printed caps an "R" is added after the cap colour, before the legend code. Especially relevant when a standard legend has both negative and positive print option. E.g. 1FS096R00009

Option 3: METAL SYMBOL
Only available for 10RM and 10QM (therefore the "M"). E.g. 10RM16059

HOW TO ORDER - STANDARD AND CUSTOM LEGENDS

STANDARD LEGENDS

- Standard are only certain legends on certain caps. See the table on the previous page.
- All standard pad-printed legends are white on black caps.
- All standard reverse-printed and laser marked legends are black on frosted white cap.

Cap	Cap colour	Direction*	Type*	Legend	Legend colour*
1B	**00** blue	**D** down	**LM** laser marked on soft paint	**001** 1	**00** blue
1DS	**02** green	**U** up	**LMH** laser marked on hard paint	**002** 2	**02** green
... etc	**03** grey		**R** reverse printed	**003** 3	**03** grey
	04 yellow	*only for hinge-type caps		**...** etc	**04** yellow
	06 white		*in case of illumination		**06** white
	08 red				**08** red
	09 black				**09** black
	16 frosted white				**...** etc
	... etc				*in case of laser marked legends the colour of the soft or hard paint

NOTE:

- The size of the legends listed may not correspond to the actual size.
- If you decide to use one of the standard legends without any adjustments (without a new cliché) on another cap than designated in the table, then there is no start-up cost, for this to apply the cap has to be black and the print white.
- Standard legend colours are white paint on a black cap and black paint on a frosted white cap. Other colour combinations are handled as custom.
- For further information on legends please contact your local distributor or MEC.

See next two pages for more legend options (standard as well as custom).
PLEASE FIND THE LATEST TABLE OF AVAILABLE LEGENDS ON MEC WEBSITE www.mec.dk

Ordering example: 1ZW0913611806; 1B06U13508; 10R16R10509
Please see colour codes, updates of products and changes of specifications on www.mec.dk

Downloaded from Arrow.com.

Legends

Available for Multimec caps

standard and custom pad-printed legends

000	001	002	003	004	005	006	007	008	009	010	011	012	013	014	015	016	017	018	019
0	1	2	3	4	5	6	7	8	9	A	B	C	D	E	F		ON/OFF	STOP	*
020	021	022	023	024	025	026	027	028	029	030	031	032	033	034	035	036	037	038	039
P	PC	R	S	X							START		→	↑	REPEAT	CLEAR	LOAD	RESET	
040	041	042	043	044	045	046	047	048	049	050	051	052	053	054	055	056	057	058	059
PRINT				MANUAL	HOLD			CANCEL			ESC			+	±	•	▪		—
060	061	062	063	064	065	066	067	068	069	070	071	072	073	074	075	076	077	078	079
0	1	2	3	4	5	6	7	8	9	0	1 !.,	2 abc	3 def	4 ghi	5 jkl	6 mno	7 pqrs	8 tuv	9 wxyz
080	081	082	083	084	085	086	087	088	089	090	091	092	093	094	095	096	097	098	099
100	101	102	103	104	105	106	107	108	109	110	111	112	113	114	115	116	117	118	119
	F1	F2			ENTER		#			TRANS	FAST	GO TO	MARK	QUIT	TALK	ON	OFF	OK	SET
120	121	122	123	124	125	126	127	128	129	130	131	132	133	134	135	136	137	138	139
MENU	FUNC	HOME			OK	OK	OK	OK	OK	OK			←	↓		▲	▼	◀	▶
140	141	142	143	144	145	146	147	148	149	150	151	152	153	154	155	156	157	158	159
160	161	162	163	164	165	166	167	168	169	170	171	172	173	174	175	176	177	178	179
													#						%
180	181	182	183	184	185	186	187	188	189	190	191	192	193	194	195	196	197	198	199
DELETE	UP	DOWN	HI	LOW	EXIT	NEXT	BACK	RUN	DRIFT	PAUSE	UNIT	FIELD COVER	SAVE RECALL	T.S. AN	CABLE	SPECT	SAT	PICT	TV
200	201	202	203	204	205	206	207	208	209	210	211	212	213	214	215	216	217	218	219
	1	2	3	4	5	6	7	8	9	10	11	12	13	14	15	16			
220	221	222	223	224	225	226	227	228	229	230	231	232	233	234	235	236	237	238	239
I/O	A/B	1-16	17-32	33-48	49-64					2 ↑	←4	6→	8 ↓	×	#	*			1⇔2
240	241	242	243	244	245	246	247	248	249	250	251	252	253	254	255	256	257	258	259
▼	▲	▲	▼	◀	▶	▲	▶	◀	▼	▼	◀	▶	▲	STOP	STOP	START	ON	OFF	
260	261	262	263	264	265	266	267	268	269	270	271	272	273	274	275	276	277	278	279
DOWN	UP	HOME	Del		MANUAL	MENU	MENU	MENU	MENU		ENTER	Ent		ENTER		ESC	Esc	Esc	ESC
280	281	282	283	284	285	286	287	288	289	290	291	292	293	294	295	296	297	298	299
—	+			TRANS	RECV	DME	VS	ALT	IDENT	MODE		FUNK	FUNC	?		CLEAR	CLEAR		
300	301	302	303	304	305	306	307	308	309	310	311	312	313	314	315	316	317	318	319
	F1	F2	F3	F4	F5														

PLEASE FIND THE LATEST TABLE OF AVAILABLE LEGENDS ON MEC WEBSITE www.mec.dk

Ordering example: 1PS0328409; 1ZB09D16806

Please see colour codes, updates of products and changes of specifications on www.mec.dk

Downloaded from Arrow.com.

Reverse-printed standard and custom legends

000	001	002	003	004	005	006	007	008	009	017	018	019	031	038	048	054	059	105	107
0	1	2	3	4	5	6	7	8	9	ON/OFF	STOP	★	START	RESET	CANCEL	+	–	ENTER	#
118	123	135	136																
OK	⏻	↵	▲																
500	501	502	503	504	505	506	507	508	509	510	511	512	513	514	515	516	517	518	519
0 ␣	1 ∞	2 abc	3 def	4 ghi	5 jkl	6 mno	7 pqrs	8 tuv	9 wxyz	0	1	2	3	4	5	6	7	8	9
520	521	522	523	524	525	526	527	528	529	530	531	532	533	534	535	536	537	538	539
→	⏻	FID	VFR	ID	MOD	↕	C	✳	@			△	▲	▲	△	△	⌒	☎	☎
540	541	542	543	544	545	546	547	548	549	550	551	552	553	554	555	556	557	558	559
Ok	ALL	↵	☾	☼	◄+	⚑	☒												

Laser marked standard and custom legends

118	123	136																	
OK	⏻	▲																	
700	701	702	703	704	705	706	707	708	709	710	711	712	713	714	715	716	717	718	719
0	1	2	3	4	5	6	7	8	9		🔈–	🔈+	+	–	ESC	CLR	±	•	↵
720	721	722	723	724	725	726	727	728	729	730	731	732	733	734	735	736	737	738	739
		T–	T+							i							OFF		
740	741	742	743	744	745	746	747	748	749	750	751	752	753	754	755	756	757	758	759
				SPORT	AC														

PLEASE FIND THE LATEST TABLE OF AVAILABLE LEGENDS ON MEC WEBSITE www.mec.dk

Ordering example: 1XS1651009; 1ZCS16LMH12309

Please see colour codes, updates of products and changes of specifications on www.mec.dk

Downloaded from Arrow.com.