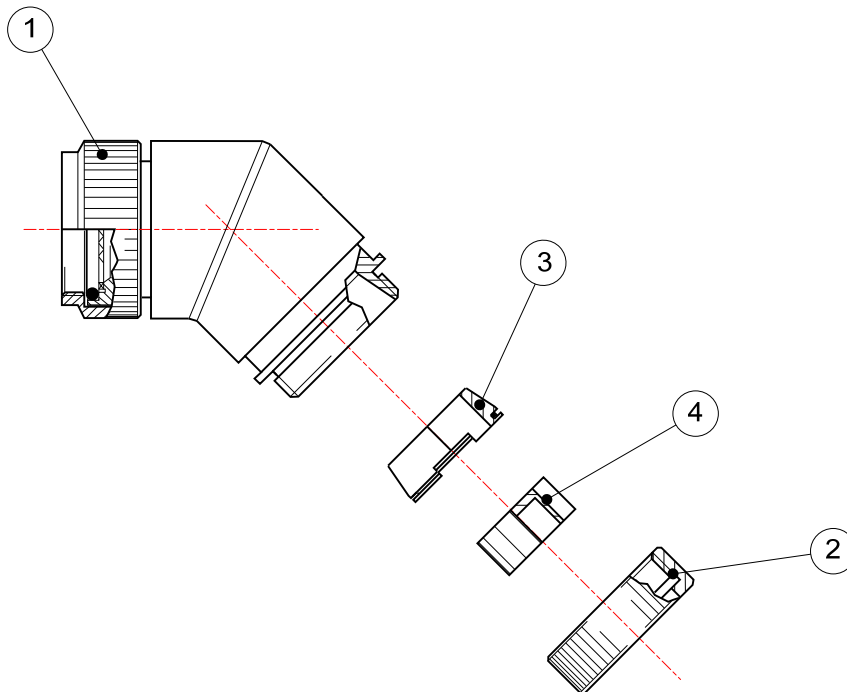
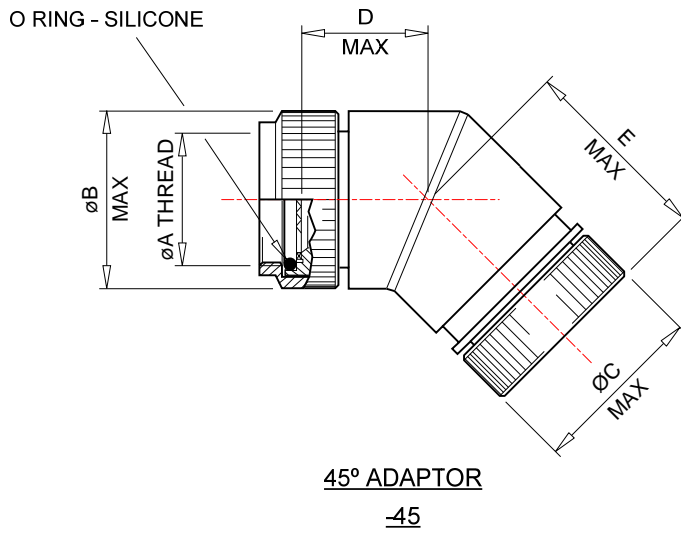


CUSTOMER DRAWING

REV:
B

DATE:
July 26, 2012



© 2012 Tyco Electronics Corporation. All rights reserved.

		<p>Tyco Electronics 300 Constitution Drive Menlo Park, CA 94025 U.S.A.</p>		<p>TITLE: HEXASHIELD ADAPTOR FOR CODE 40 CONNECTORS PLAIN CLAMPING NUT</p>		
<p>UNLESS OTHERWISE SPECIFIED DIMENSIONS ARE IN MILLIMETERS. INCH DIMENSIONS ARE SHOWN IN BRACKETS</p>		<p>Tyco Electronics reserves the right to amend this drawing at any time. Users should evaluate the suitability of the product for their application.</p>		<p>DOCUMENT NO. HEX40L-KC-45-YY-AY-1</p>		
<p>DRAWN: IRT</p>	<p>DATE: May 20, 2008</p>	<p>CAGE CODE: 06090</p>	<p>REVISED PER ECO-12-013539</p>	<p>FILE: HEX40L-KC-45-YY-AY-1</p>	<p>SCALE: NONE</p>	<p>SHEET: 1 OF 3</p>

If this document is printed it becomes uncontrolled. Check for the latest revision.

CUSTOMER DRAWING

REV:
BDATE:
July 26, 2012

KIT DESCRIPTION

ITEM	DESCRIPTION	MATERIAL
1	BODY ASSEMBLY	STAINLESS STEEL
2	CLAMPING NUT - PLAIN	STAINLESS STEEL
3	CONIC RING	STAINLESS STEEL
4	STAR - PLAIN	STAINLESS STEEL

TABLE OF DIMENSIONS

Order Number	Shell Size		ØA Thread Class 6H	ØB Max	ØC Max	D Max	E Max	Ferrule Quantity
	Mil.	Com.						Standard
09	A	09	M12 x 1	19.0 [0.75"]	17.5 [0.69"]	19.4 [.77"]	25.5 [1.00"]	1
11	B	11	M15 x 1	22.0 [0.87"]	21.5 [0.85"]	40.5 [.79"]	26.0 [1.02"]	2
13	C	13	M18 x 1	25.5 [1.00"]	22.5 [0.89"]	45.0 [.83"]	26.5 [1.04"]	3

PART NUMBERING

HEX40 L-K C-45-13-A3-1

-CONNECTOR CODE NUMBER _____
HEX40= MIL-DTL-38999 SERIES III AND IV

L= EXTENDED BODY _____

-MATERIAL CODE: _____
K= STAINLESS STEEL

-PLATING CODE: _____
C = ELECTROLESS NICKEL TO SAE AMS-C-26074

-BODY STYLE: _____
45= 45°

-ORDER NUMBER _____

-FERRULE QUANTITY CODE _____

-1= PLAIN CLAMPING NUT _____

© 2012 Tyco Electronics Corporation. All rights reserved.

		Tyco Electronics 300 Constitution Drive Menlo Park, CA 94025 U.S.A.		TITLE: HEXASHIELD ADAPTOR FOR CODE 40 CONNECTORS PLAIN CLAMPING NUT		
UNLESS OTHERWISE SPECIFIED DIMENSIONS ARE IN MILLIMETERS. INCH DIMENSIONS ARE SHOWN IN BRACKETS		Tyco Electronics reserves the right to amend this drawing at any time. Users should evaluate the suitability of the product for their application.		DOCUMENT NO. HEX40L-KC-45-YY-AY-1		
DRAWN: IRT	DATE: May 20, 2008	CAGE CODE: 06090	REVISED PER ECO-12-013539	FILE: HEX40L-KC-45-YY-AY-1	SCALE: NONE	SHEET: 2 OF 3

If this document is printed it becomes uncontrolled. Check for the latest revision.

CUSTOMER DRAWING

REV:
B

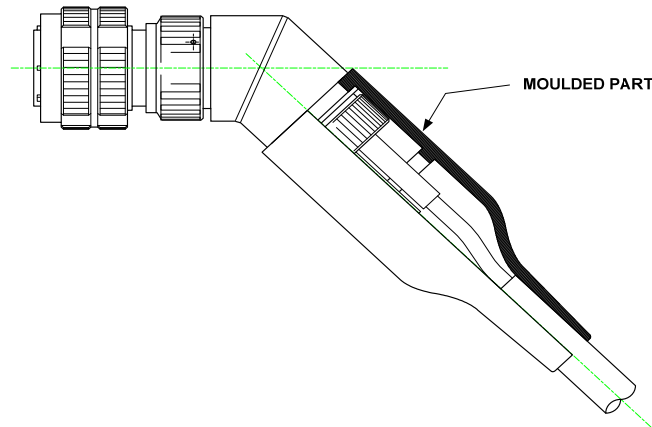
DATE:
July 26, 2012

APPLICATION

- These adaptors are designed to be mounted on the following connectors:

MIL-DTL-38999 Series III and IV

- They are qualified to the Raychem specification RB-114, when installed on metallic Mil-Specification circular connectors only.
- They are designed primarily for open wire bundle installation but are also designed to accept Raychem heat shrink moulded parts where strain relief is required – see illustration.



- Use in conjunction with ferrules HET-A-0XX, which are purchased separately. Refer to HET-A-0XX Customer Drawing for relevant selection details.

INSTALLATION

- See Installation Procedure RPIP-696-07 for assembly
- See Installation procedure RPIP-696-00 for shield termination.

PACKAGING

- All components are supplied in a plastic bag.

NOTES!

1. Item 4 - Star - is **not** supplied with Hexashield Order Number 09.
2. Assembly is to be permanently marked with Code Identity Number and Part Number.
(e.g. 06090 HEX40L-KC-45-13-A3-1)

© 2012 Tyco Electronics Corporation. All rights reserved.

		Tyco Electronics 300 Constitution Drive Menlo Park, CA 94025 U.S.A.		TITLE: HEXASHIELD ADAPTOR FOR CODE 40 CONNECTORS PLAIN CLAMPING NUT		
UNLESS OTHERWISE SPECIFIED DIMENSIONS ARE IN MILLIMETERS. INCH DIMENSIONS ARE SHOWN IN BRACKETS		Tyco Electronics reserves the right to amend this drawing at any time. Users should evaluate the suitability of the product for their application.		DOCUMENT NO. HEX40L-KC-45-YY-AY-1		
DRAWN: IRT	DATE: May 20, 2008	CAGE CODE: 06090	REVISED PER ECO-12-013539	FILE: HEX40L-KC-45-YY-AY-1	SCALE: NONE	SHEET: 3 OF 3

If this document is printed it becomes uncontrolled. Check for the latest revision.