

REVIEWS			
REV	DESCRIPTION, ECN, EAR NO.	DATE	APP'D
B	PROPOSAL DRAWING (EAR 14575)	MAY14/18	K.L.
C	UPDATING COMMON TERMINOLOGY	MAY18/18	A.G.

ORDERING CODE: MRD-AX03-M15-000

SERIES _____

CONTACT SIZE & MECHANISM _____
A=1.0mm & LATCH LOCK

HOUSING ORIENTATION & CONTACT TYPE _____
J=FEMALE PLASTIC HOUSING & PIN CONTACTS
R=MALE PLASTIC HOUSING & SOCKET CONTACTS
H=FEMALE PLASTIC HOUSING & SOCKET CONTACTS
P=MALE PLASTIC HOUSING & PIN CONTACTS

NUMBER OF CONTACTS _____
03=THREE CONTACTS

SPECIALS
000=STANDARD

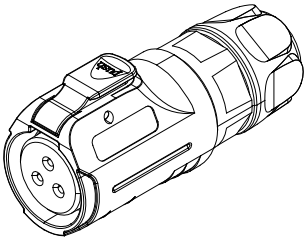
GROMMET SIZE OPTION
5=GROMMET FOR 3.0 (.118) TO 6.0 (.236) CABLE OD

CONTACT TERMINATION TYPE
M1=SOLDER CUP, FOR FIELD ASSEMBLY CABLE END

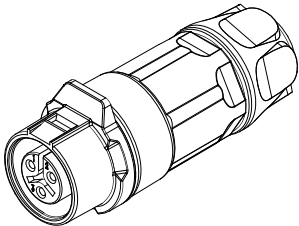
NOTES:

- MATERIAL: ALL MATERIALS ARE RoHS COMPLIANT PER EU DIRECTIVE 2011/65/EU
HOUSING: THERMOPLASTIC PBT, UL FLAMMABILITY RATING 94V-0, BLACK
CONTACTS: COPPER ALLOY PLATED WITH GOLD FLASH OVER NICKEL
GROMMET: SILICONE RUBBER
- ELECTRICAL CHARACTERISTICS:
CURRENT RATING: 5A
OPERATING VOLTAGE: 125V AC MAXIMUM
DIELECTRIC WITHSTANDING VOLTAGE: 1500V DC
CONTACT RESISTANCE: 10.0mΩ MAXIMUM.
- RECOMMENDED CABLE OUTSIDE DIAMETER:
3.0 (.118) – 6.0 (.236).
- ENVIRONMENTAL PROTECTION: IP67 PER IEC 60529 IN THE MATED AND UNMATED CONDITION.

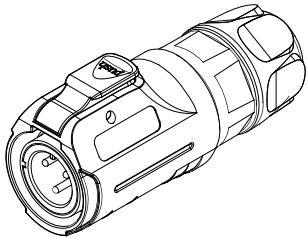
MALE WITH SOCKET CONTACTS



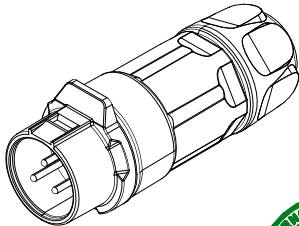
FEMALE WITH SOCKET CONTACTS



MALE WITH PIN CONTACTS



FEMALE WITH PIN CONTACTS



PART NUMBER TABLE:

CONNECTOR PART NUMBER	CONNECTOR TYPE	CONTACT TYPE	WIRE GAUGE FOR SOLDER CUP
MRD-AH03-M15-000	FEMALE	SOCKET	20-24 AWG
MRD-AR03-M15-000	MALE	SOCKET	18 AWG
MRD-AP03-M15-000	MALE	PIN	20-24 AWG
MRD-AJ03-M15-000	FEMALE	PIN	18 AWG

SEE SHEET 2 FOR
ADDITIONAL DRAWING
VIEWS



UNLESS SPECIFIED OTHERWISE	DRAWN K.XIONG	MAY09/18
PRIMARY UNITS MILLIMETERS	CHECKED K.LAMBIE	MAY15/18
SECONDARY INCHES	M.E. APP'D	
REFERENCE IN PARENTHESES	Q.A. APP'D	
GENERAL TOLERANCES	DWG APP'D A.GREEN	MAY15/18
1 DECIMAL PLACE ±0.25	ENG. REL. NO.	
2 DECIMAL PLACES ±0.15	REF. EAR 14575	
3 DECIMAL PLACES ±0.05	THIRD ANGLE PROJECTION	DO NOT SCALE DRAWING
ANGULAR DEGREES		

Amphenol Canada Corp.
Commercial Products

MRD SERIES RUGGED CONNECTOR,
MALE OR FEMALE, 3 POSITIONS,
LATCH LOCK, CABLE FIELD ASSEMBLY,
IP67 RATING, RoHS COMPLIANT

DWG NO.	P-MRD-AX03-M15-000	REV C
CODE ID NO. 03554	DWG SIZE X	SCALE XX:1
SHEET 1	OF 2	

