



Locate Inventory

Find

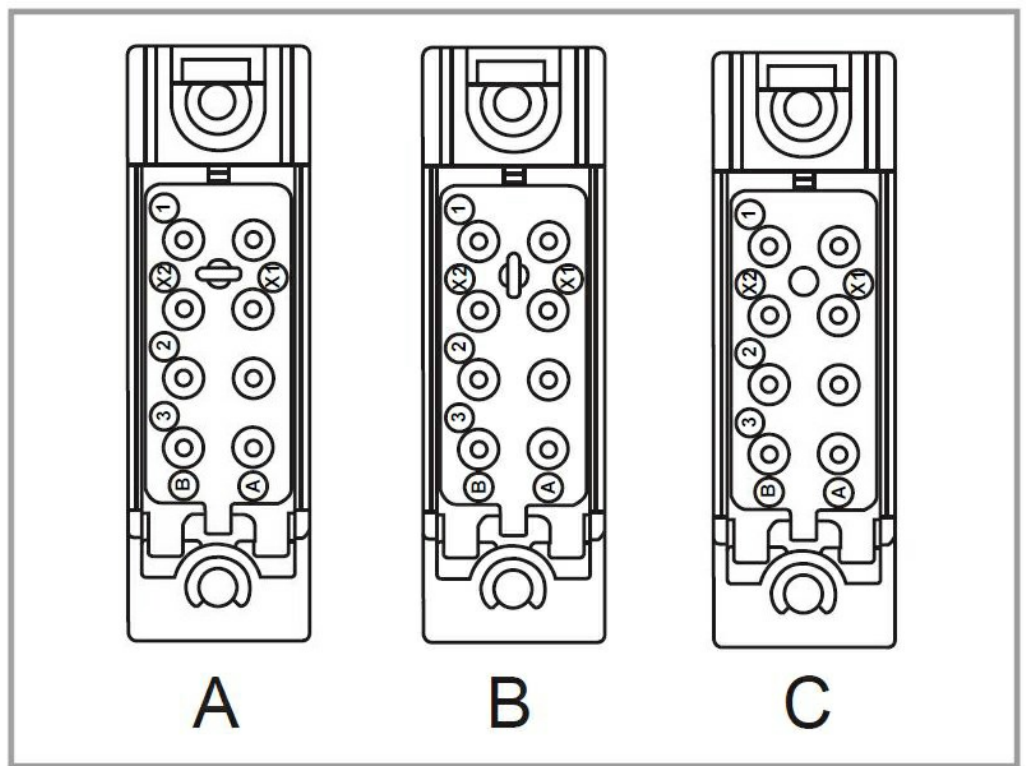
Cross Reference #

Find

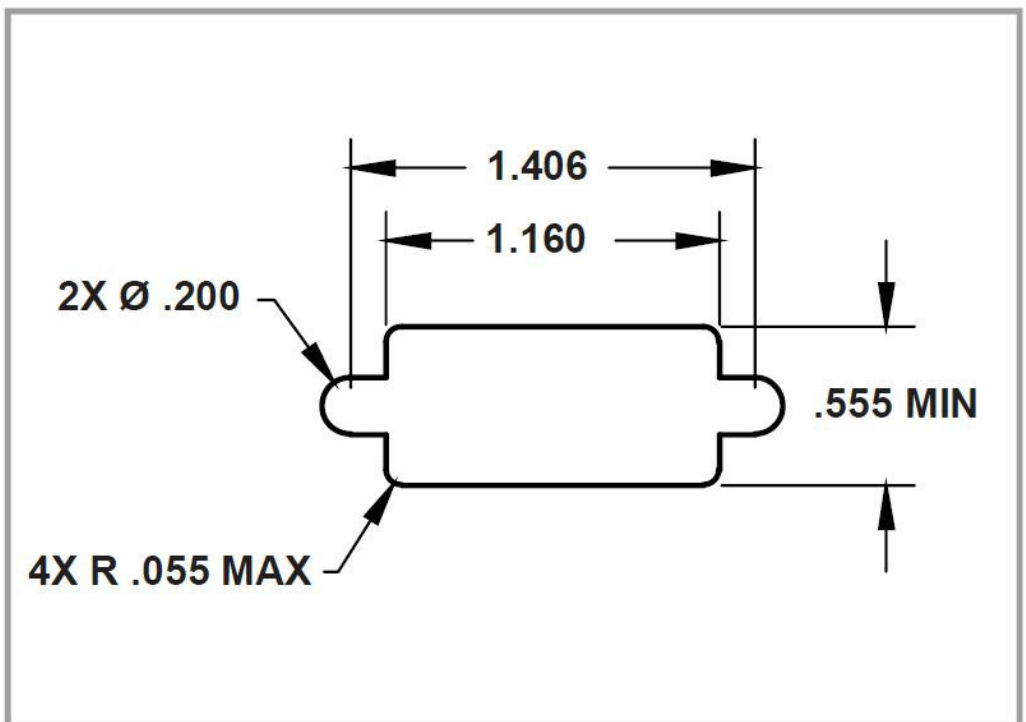
JRS200311

Series:	Quick Mount
Type:	Quick Mount
Number of Poles:	2
Number of Contacts:	8
Number of Contacts per Size:	8
Contact Size:	16
Contact Part Number:	M39029/92-533
With or Without Hardware:	With
With or Without Contacts:	With
Configuration:	C
Amperage:	10
Mounting Stud:	N/A
QPL:	MIL-PRF-12883/41
Mil-Spec:	Non-Active Mil-Spec
Temperature (Degrees C):	-65 to 125
Insulation Resistance:	1000 Megaohms Min.
Dielectric Withstanding Voltage:	1500 VRMS at Sea Level; 500 VRMS at 80,000 ft.
Vibration:	MIL-STD-202, Method 204 Test Condition G
Shock:	MIL-STD-202, Method 213 Test Condition C
Body:	Polyetherimide per ASTM-D5205
Grommet:	Silicone Rubber per A-A-59588
Hardware Material:	Stainless Steel or Steel with Cadmium Chromate Finish
Contact Retainers:	Polyetherimide per ASTM-D5205
Removable Socket Contacts:	Copper Alloy, Hard Gold Plated in Accordance with MIL-G-45204

Configuration Drawing:

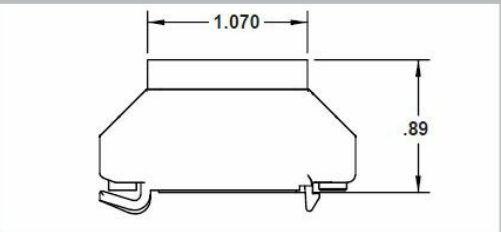


Mounting Panel Cutout Drawing:

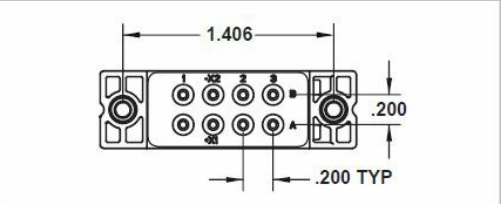


Dimensions Drawing:

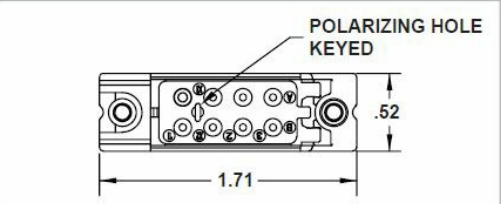
Side View



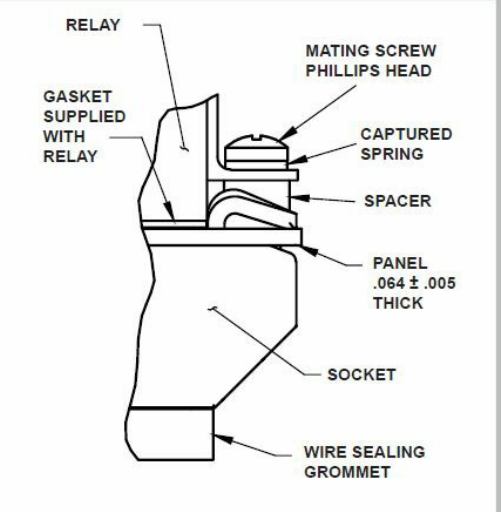
Top View



Bottom View



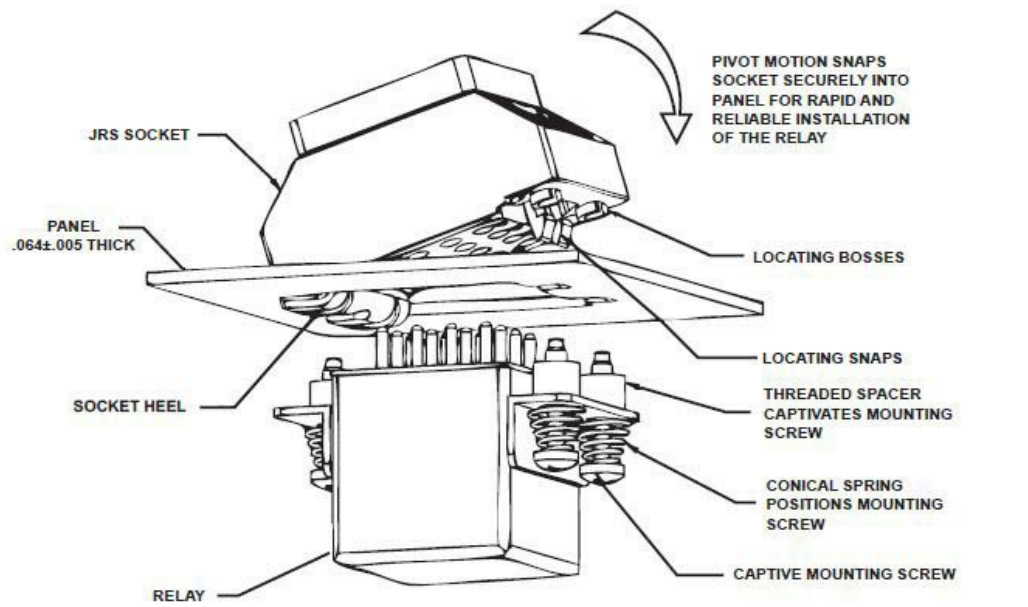
Mounting Hardware



Part Number Instructions

APCD P/N	Hardware	Contacts
JRS200100	NONE	NONE
JRS200101	NONE	YES
JRS200110	YES	NONE
JRS200111	YES	YES

Mounting Instructions:



Engineering PDF:

[JRE200100_C.pdf](#)