

Twilight You Art

TWELITE UART

Downloaded from Arrow.com.



via UART. It features a 7-pin socket including TX, RX, VCC, and GND. It is specifically designed for serial communication. Twilight TWELITE

▶ Origin of the name

blue
BLUE

Product name: TWELITE UART

Model number: MW-B-UART-P

JAN: 4589512171171



Product name: TWELITE UART

Model number: MW-B-UART-U

JAN: 4589512171225

Downloaded from Arrow.com.

	Surface mount	DIP-28 pin	7-pin socket
Transmission output	REGULAR Standard output	STRONG High output
antenna	External	Built-in
Initial app	APP_Uart	

	Surface mount	DIP-28 pin	7-pin socket
Transmission output	REGULAR Standard output	STRONG High output
antenna	External	Built-in
Initial app	APP_Uart	

Red
RED



Downloaded from Arrow.com.

Model number: MW-R-UART-P

JAN: 4589512171188

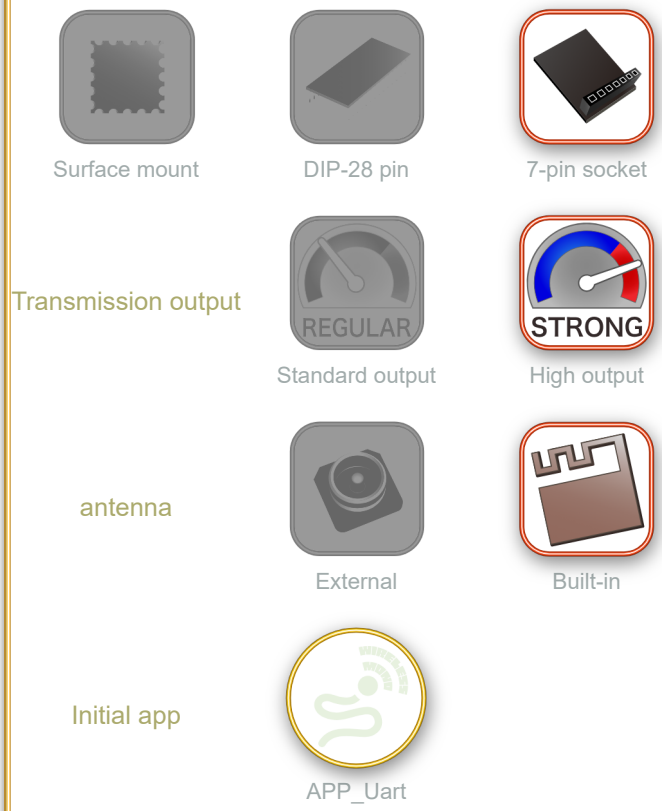

Model number: MW-R-UART-U

JAN: 4589512171232

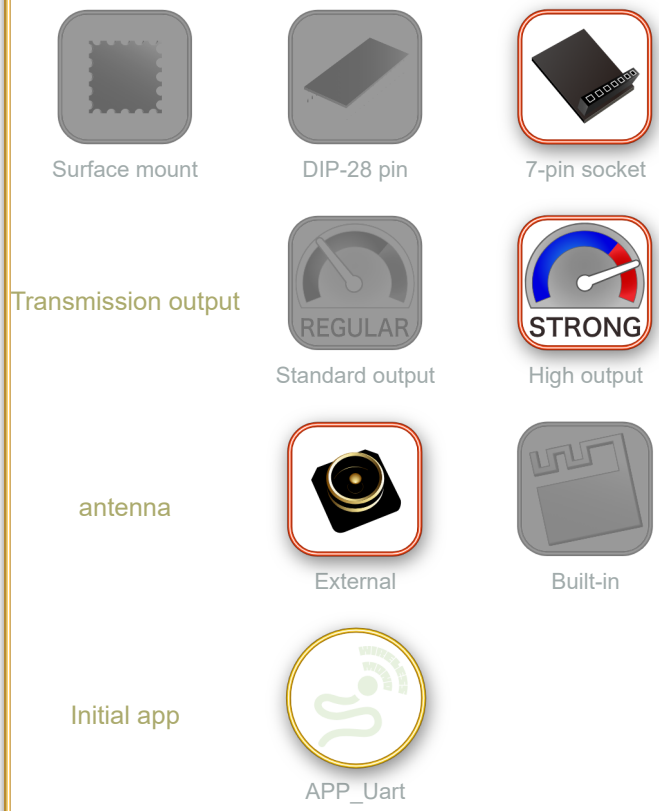

data sheet

overview

- The serial communication application (APP_Uart) is installed.
- You can edit and rewrite the app (firmware).
- By connecting the TX and RX signals, you can communicate with an external microcontroller.

Downloaded from Arrow.com.

- You can choose between built-in and external antenna types.
- Lead-free and RoHS compliant.

Outline drawing

MW-B-UART-P, MW-R-UART-P

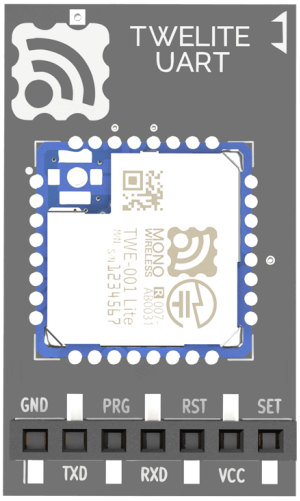

front

right side

Left side

Back

top surface


Bottom surface

Downloaded from Arrow.com.

MW-B-UART-P / MW-R-UART-P [mm]

MW-B-UART-U, MW-R-UART-U

Downloaded from Arrow.com.



front


right side


Left side

Back

top surface

Bottom surface

Downloaded from Arrow.com.

MW-B-UART-U / MW-R-UART-U [mm]

Explanation of each part

Downloaded from Arrow.com.

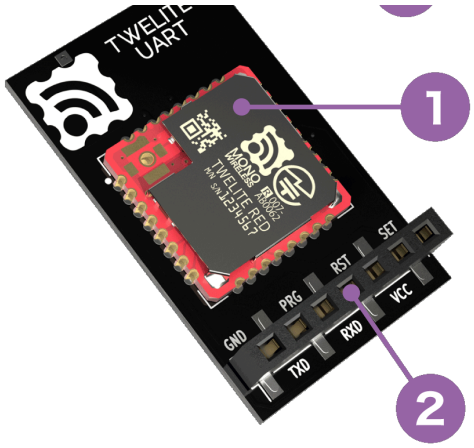

MW-x-UART-P (table)

MW-x-UART-P (rear)

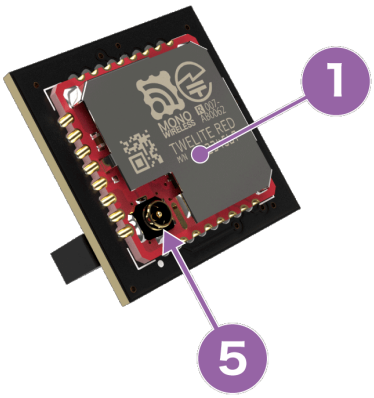

MW-x-UART-U (Table)



MW-x-UART-U (reverse side)

1 TWELITE

2 7P interface

3 Antenna direction mark

4 Circuit board antenna

5 Coaxial connector

Downloaded from Arrow.com.

Twilight
TWELITE This is a wireless microcontroller that operates with low power consumption.

2 7P interface

This is a terminal for connecting to an external microcontroller or similar device via UART.

It will also be used as the standard interface for configuring and writing to the application.

The following is a table showing the correspondence between signal pins.

name	Signal name	TWELITE DIP	TWELITE (SMD)	explanation
GND	GND	1, 14	20, 28, 30, 31, 32	Negative side of the power supply
TXD	DIO6	10	8	Serial output communication line (connects to the serial input terminal on the other end)
PRG	SPIMISO	7	2	Connecting to GND resets the device, while leaving it open or connecting to VCC transitions it to program mode.
RXD	DIO7	3	9	Serial input communication line (connected to the serial output terminal on the other end)

Downloaded from Arrow.com.

	name			
RST	RESETN	twenty one	twenty one	Connecting to GND resets the device.
VCC	VCC	28	5	Positive side of the power supply (2.0V - 3.6V)
SET	DIO12	-	-	Extended control signals

Neither the power line nor the signal line is compatible with 5V. Applying power to them will cause malfunction.

Twilighter
TWELITE R When connecting, please pay attention to the orientation. Connecting it in the wrong direction and applying power may cause a malfunction.

3 Antenna direction mark

To ensure good communication, it's important to pay attention to the orientation of the antennas. Radio waves have a direction called polarization. Matching the polarization direction of the communicating antennas improves communication sensitivity.

When the arrow on the antenna direction mark is aligned vertically, the antenna will be in a vertical position.

4 Circuit board antenna

This is a circuit board antenna (MW-A-P1934). It's an antenna constructed from circuit patterns on a circuit board.

MW-A-P1934 ›

Downloaded from Arrow.com.

A coaxial connector is a terminal used to connect an antenna.

Coaxial connector antenna ›

Always connect an antenna to the coaxial connector before use.

▶ About the antenna

▶ Serial communication app

▶ Connection with TWELITE R

Online Manual

data sheet

Hardware specifications are described here.

data sheet ›

Serial communication application (App_Uart)

This is an explanation of the apps (firmware) that are installed at the time of shipment.

manual ›

TWELITE STAGE APP

This is a guide to tools for rewriting the TWELITE app (firmware) and viewing the execution results.

manual ›

retailers

Downloaded from Arrow.com.

Related Products

TWELITE DIP UART

Evaluation and development environment



STAGE STAGE APP App settings Application rewriting programming Software

‹ TWELITE DIP 前

次 TWELITE PAL ›

Downloaded from Arrow.com.