

**NEW**




# micro SIM Card Connector

## SF56K Series

CONNECTOR  
MB-0322-1  
August 2017

**RoHS Compliant**



### <<Outline>>

For mobile devices with communication capabilities such as feature phones, smartphones, mobile routers and tablets, micro SIM (3FF SIM) cards have been adopted.

The SF56K Series is a push-push type connector compatible with micro SIM cards.

(SIM: Subscriber Identify Module)

### Features

- Compact and slim design --- 1.27mm height, 14.7mm width, 16.2mm depth
- Good operability with long card eject length of 4.1mm.
- Incorrect card insertion countermeasure --- prevents insertion of other cards such as microSD and nano SIM cards.
- Reverse insertion prevention --- structure that does not engage if micro SIM card is inserted backwards or upside down.
- Card mating detection switch (normally-closed type)
- Contact buckling prevention structure that prevents deformation of the contacts even if an empty card adapter is inserted.
- EMI countermeasure --- balanced 6 hold-down points

### General Specifications

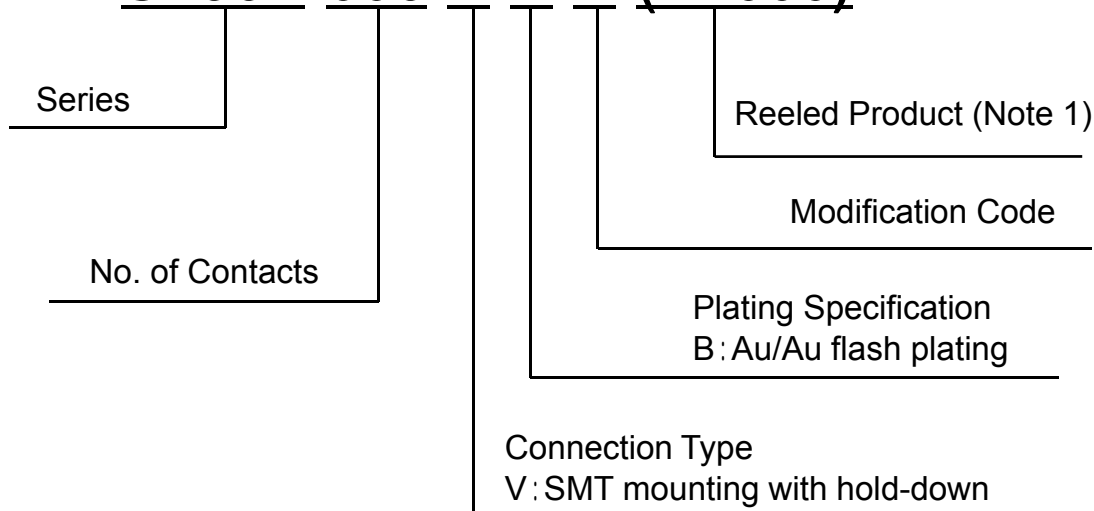
- |  |                           |
|--|---------------------------|
| ■ No. of Contacts: 6 pos.                                      | ■ Rated Current: 0.5A     |
| ■ Contact Resistance: 100mΩ max.(initial)                      | ■ Rated Voltage: 10V      |
| ■ Dielectric Withstanding Voltage:<br>AC500Vr.m.s for 1 minute | ■ Durability: 5,000 times |
| ■ Operating Temperature: -25 Deg. C to +85 Deg. C              |                           |

## Materials and Finishes

Component	Material	Finish
Signal Contact	Copper alloy	Au Plating over Ni (Contact area) Au Plating over Ni (Board mounting area)
Housing	Synthetic resin	
Cover	Stainless steel	Au Plating over Ni (Board mounting area)
Ground Frame	Copper alloy	Au Plating over Ni (Contact area) Au Plating over Ni (Board mounting area)
Detection Switch	Copper alloy	Au Plating over Ni (Contact area) Au Plating over Ni (Board mounting area)
Eject Plate	Stainless steel	
Eject Bar	Synthetic resin	
Spring	Stainless steel	
Cam Follower	Stainless steel	

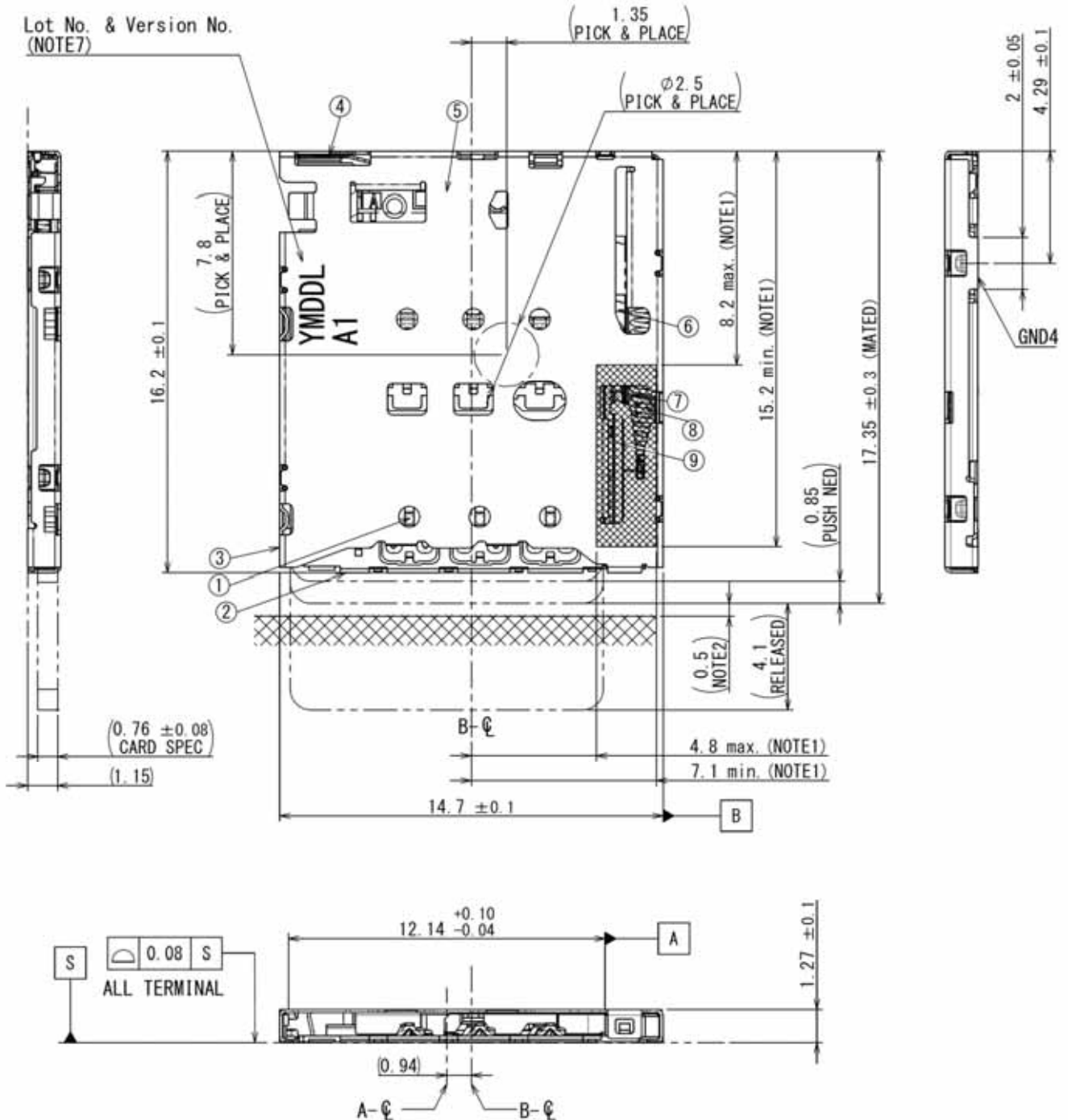
## Ordering Information

**SF56K 006 V B A (R2000)**



Note 1: An embossed tape reel contains 2,000 pieces.  
For emboss tape specifications, please contact us.

Part Number	SJ Drawing
SF56K006VBA	SJ116250



NOTE1. OTHER COMPONENTS CANNOT TOUCH OR REST ON TOP OF THIS AREA.  
 NOTE2. CARD STOPPER POSITION.  
 NOTE7. LOT INFORMATION IS SHOWN AS BELOW.  
 i.e. 5 8 2 8 1 A 1

Unit: mm

VERSION NO.  
 PRODUCTION LINE NO.  
 PRODUCTION DATE (YMDD)

NO.	DESCRIPTION	QTY.	MATERIAL	FINISH	REMARKS
9	CAM FOLLOWER	1	STAINLESS STEEL		
8	SPRING	1	STAINLESS STEEL		
7	EJECT BAR	1	GLASS FILLED Ny		
6	EJECT PLATE	1	STAINLESS STEEL		
5	DETECTION SWITCH (DSW2)	1	COPPER ALLOY	Au OVER Ni (TABLE 3)	
4	GROUND FRAME (DSW1)	1	COPPER ALLOY	Au OVER Ni (TABLE 3)	
3	COVER	1	STAINLESS STEEL	Au OVER Ni (TABLE 3)	
2	HOUSING	1	GLASS FILLED LCP		
1	CONTACT	6	COPPER ALLOY	AU OVER Ni (TABLE 3)	

Note: Above drawing is for reference only.  
 Please refer to the most updated drawing when considering use of this product.



Technical Documents
---------------------

Part Number	SF56K006VBAR2000
Drawing Number	Individual Product: SJ116250 Reeled Product: SJ116251
Specifications	JACS-11101
Handling Instructions	JAHL-11101

**Notice:**

1. The values specified in this brochure are only for reference. The products and their specifications are subject to change without notice. Contact our sales staff for further information before considering or ordering any of our products. For purchase, a product specification must be agreed upon.

2. Users are requested to provide protection circuits and redundancy circuits to ensure safety of the equipment, and sufficiently review the suitability of JAE's products to the equipment.

3. The products presented in this brochure are designed for the uses recommended below.

We strongly suggest you contact our sales staff when considering use of any of the products in any other way than the recommended applications or for a specific use that requires an extremely high reliability.

(1) Applications that require consultation:

(i) Please contact us if you are considering use involving a quality assurance program that you specify or that is peculiar to the industry, such as:

Automotive electrical components, train control, telecommunications devices (mainline), traffic light control, electric power, combustion control, fire prevention or security systems, disaster prevention equipment, etc.

(ii) We may separately give you our support with a quality assurance program that you specify, when you think of a use such as :

Aviation or space equipment, submarine repeaters, nuclear power control systems, medical equipment for life support, etc.

(2) Recommended applications include:

Computers, office appliances, telecommunications devices (terminals, mobile units), measuring equipment, audiovisual equipment, home electric appliances, factory automation equipment, etc.

**Japan Aviation Electronics Industry, Limited**

\* The specifications in this brochure are subject to change without notice. Please contact JAE for information.