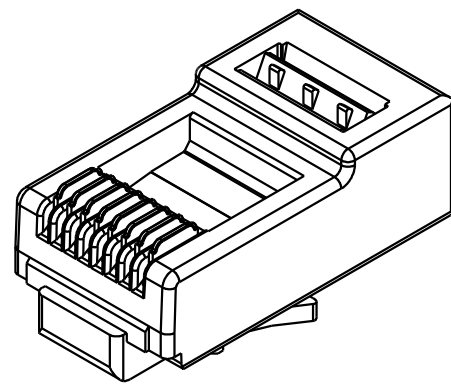
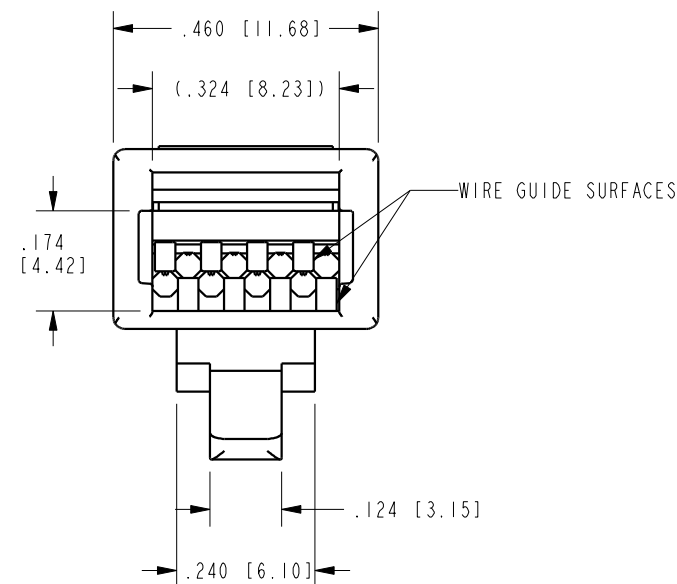
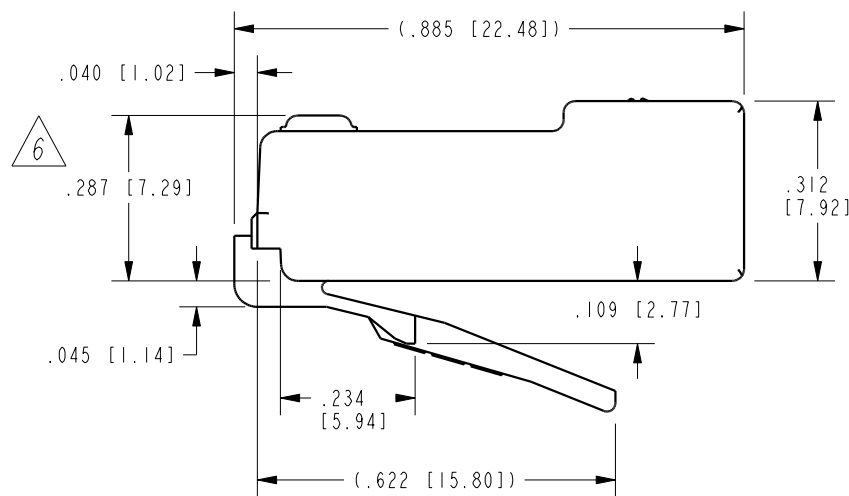
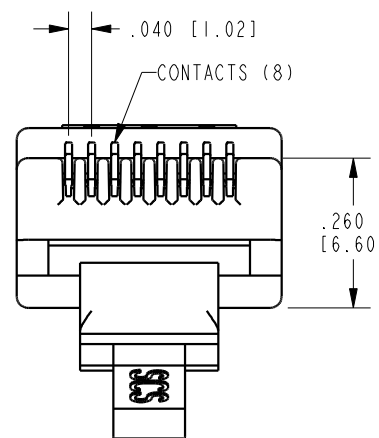
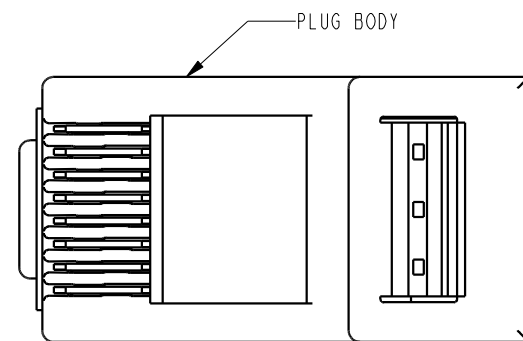


DATE	REV.	ECN	APP'D BY
2-17-15	C2	10258	ADB
3-1-16	C3	10578	TRM
3-23-16	C4	10632	TRM

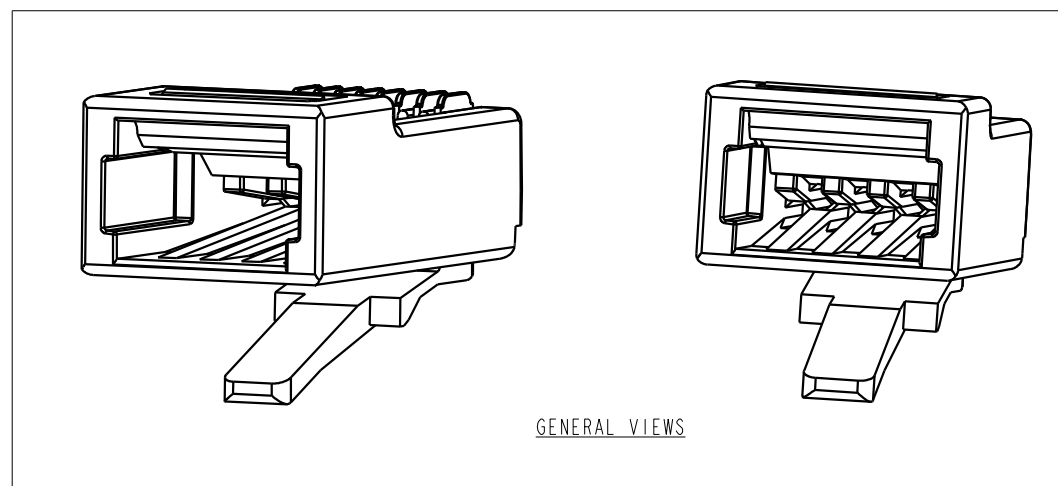


PLUG HOUSING
SCALE 2.5



- NOTES:
- PART CONSISTS OF:
PRE-INSERTED PLUG BODY
 - MATERIALS:
FRONT HOUSING PLASTIC : CLEAR POLYCARBONATE, UL 94-V0
CONTACTS : PHOSPHOR BRONZE, SELECTIVE GOLD PLATING
 - CONTACTS TERMINATE SOLID OR STRANDED CONDUCTORS BETWEEN .037 [0.94] TO .042 [1.07] OUTSIDE DIAMETER OF INSULATION
 - PLUG SPECIFICATION: FOR CATEGORY 5 APPLICATIONS.
 - DIMENSIONS AND TOLERANCES COMPLY WITH TIA-1096 STANDARD.
 - TERMINATED PLUG HEIGHT: .237 [6.02] ±.005 [0.13]
 - FOR PRODUCT SPECIFICATION SEE PR026-01.

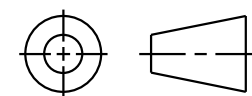
BAG OF 25	50 MICRO-INCHES [1.27um]	SS-37000-006
BULK	50 MICRO-INCHES [1.27um]	SS-37000-002
PACKAGE	CONTACT PLATING IN MATING AREA	PART NUMBER



GENERAL VIEWS



THIRD ANGLE PROJECTION



11118 Susquehanna Trail South
Glen Rock, PA 17327-9199
(717) 235-7512
<http://www.stewartconnector.com>

DO NOT SCALE DRAWING

DRAWING IS SUBJECT TO
CHANGE WITHOUT NOTICE

DIMENSIONS: INCHES [METRIC]

UNLESS OTHERWISE SPECIFIED
TOLERANCES ARE ±.005 [0.13]
ANGLES ARE ±1°

SHEET NO.
1 OF 1

UNSHIELDED CAT 5e PLUG

THIS DRAWING AND THE SUBJECT MATTER SHOWN THEREON ARE CONFIDENTIAL AND THE PROPRIETARY PROPERTY OF STEWART CONNECTOR AND SHALL NOT BE REPRODUCED, COPIED, OR USED IN ANY MANNER WITHOUT PRIOR WRITTEN CONSENT OF STEWART CONNECTOR. ONE OR MORE U.S. PATENTS MAY APPLY TO THIS PRODUCT. FOR DETAILS, PLEASE VISIT: [HTTP://BELFUSE.COM/STEWART/STEWART_PATENTS/](http://BELFUSE.COM/STEWART/STEWART_PATENTS/)

DRN BY:	JRC	DATE	5-30-01
APPD BY:	DAB	DATE	5-30-01
DWG. NO.	CT370039	REV.	C4