


WDK 10**Weidmüller Interface GmbH & Co. KG**

Klingenbergstraße 26

D-32758 Detmold

Germany

www.weidmueller.com**Product image**

To feed through power, signal, and data is the classical requirement in electrical engineering and panel building. The insulating material, the connection system and the design of the terminal blocks are the differentiating features. A feed-through terminal block is suitable for joining and/or connecting one or more conductors. They could have one or more connection levels that are on the same potential or insulated against one another.

General ordering data

Version	Multi-tier modular terminal, Screw connection, dark beige, 10 mm ² , 800 V, Number of connections: 4, Number of levels: 2, TS 35, V-0
Order No.	1186740000
Type	WDK 10
GTIN (EAN)	4050118024616
Qty.	50 ST

WDK 10

Weidmüller Interface GmbH & Co. KG
 Klingenbergstraße 26
 D-32758 Detmold
 Germany

www.weidmueller.com

Technical data

Approvals

Approvals



ROHS Conform

UL File Number Search [UL Website](#)

Certificate No. (UR) E60693

Dimensions and weights

Depth	69 mm	Depth (inches)	2.7165 inch
Depth including DIN rail	69.5 mm	Height	85 mm
Height (inches)	3.3464 inch	Width	9.9 mm
Width (inches)	0.3898 inch	Net weight	39.64 g

Temperatures

Storage temperature	-25 °C...55 °C	Ambient temperature	-5 °C...40 °C
Continuous operating temp., min.	-50 °C	Continuous operating temp., max.	120 °C

Environmental Product Compliance

RoHS Compliance Status	Compliant without exemption
REACH SVHC	No SVHC above 0.1 wt%

Material data

Material	Wemid	Colour	dark beige
UL 94 flammability rating	V-0		

System specifications

Version	Screw connection, Double terminal, for screwable cross-connection, One end without connector	End cover plate required	Yes
Number of potentials	2	Number of levels	2
Number of clamping points per level	2	Number of potentials per tier	1
Levels cross-connected internally	No	PE connection	No
Rail	TS 35	N-function	No
PE function	No	PEN function	No

Additional technical data

Open sides	right	Explosion-tested version	No
Type of mounting	Snap-on		

CSA rating data

Wire cross section max. (CSA)	6 AWG	Voltage size C (CSA)	600 V
Current size C (CSA)	64 A	Certificate No. (CSA)	200039-1057876
Voltage size B (CSA)	600 V	Current size B (CSA)	64 A
Voltage size D (CSA)	600 V	Current size D (CSA)	5 A
Wire cross section min. (CSA)	18 AWG		

WDK 10

Weidmüller Interface GmbH & Co. KG

Klingenbergstraße 26

D-32758 Detmold

Germany

www.weidmueller.com

Technical data

Conductors for clamping (additional connection)

Connection type, additional connection Screw connection

Conductors for clamping (rated connection)

Gauge to IEC 60947-1	B6	Wire connection cross section AWG, max.	AWG 6
Connection direction	on side	Tightening torque, max.	1.9 Nm
Tightening torque, min.	1.2 Nm	Stripping length	12 mm
Type of connection 2	Screw connection	Type of connection	Screw connection
Number of connections	4	Clamping range, max.	16 mm ²
Clamping range, min.	1.5 mm ²	Clamping screw	M 4
Blade size	1.0 x 5.5 mm	Wire connection cross section AWG, min.	AWG 16
Wire connection cross-section, finely stranded with wire-end ferrules DIN 46228/4, max.	16 mm ²	Wire connection cross-section, finely stranded with wire-end ferrules DIN 46228/4, min.	1.5 mm ²
Wire connection cross-section, finely stranded with wire-end ferrules DIN 46228/1, max.	16 mm ²	Wire connection cross-section, finely stranded with wire-end ferrules DIN 46228/1, min.	1.5 mm ²
Wire connection cross section, finely stranded, max.	16 mm ²	Wire connection cross section, finely stranded, min.	1.5 mm ²
Connection cross-section, stranded, max.	16 mm ²	Connection cross-section, stranded, min.	1.5 mm ²
Twin wire-end ferrules, max.	6 mm ²	Twin wire-end ferrules, min.	1.5 mm ²
Wire connection cross-section, solid core, max.	16 mm ²	Wire connection cross-section, solid core, min.	1.5 mm ²

General

Wire connection cross section AWG, max.	AWG 6	Wire connection cross section AWG, min.	AWG 16
Standards	IEC 60947-7-1	Rail	TS 35

Rating data

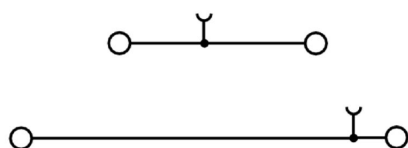
Rated cross-section	10 mm ²	Rated voltage	800 V
Rated DC voltage	800 V	Rated current	57 A
Current at maximum wires	70 A	Standards	IEC 60947-7-1
Volume resistance according to IEC 60947-7-x	0.56 mΩ	Rated impulse withstand voltage	8 kV
Power loss in accordance with IEC 60947-7-x	1.82 W	Surge voltage category	III
Pollution severity	3		

UL rating data

Voltage size B (UR)	600 V	Wire cross section min. (UR)	18 AWG
Current size B (UR)	64 A	Wire cross section max. (UR)	6 AWG
Conductor size Factory wiring max. (UR)	6 AWG	Current size D (UR)	5 A
Current size C (UR)	64 A	Voltage size C (UR)	600 V
Conductor size Factory wiring min. (UR)	18 AWG	Certificate No. (UR)	E60693
Conductor size Field wiring min. (UR)	18 AWG	Voltage size D (UR)	600 V
Conductor size Field wiring max. (UR)	6 AWG		

Technical data**Classifications**

ETIM 6.0	EC000897	ETIM 7.0	EC000897
ETIM 8.0	EC000897	ETIM 9.0	EC000897
ETIM 10.0	EC000897	ECLASS 9.0	27-14-11-20
ECLASS 9.1	27-14-11-20	ECLASS 10.0	27-14-11-20
ECLASS 11.0	27-14-11-20	ECLASS 12.0	27-14-11-20
ECLASS 13.0	27-25-01-02	ECLASS 14.0	27-25-01-02
ECLASS 15.0	27-25-01-02		



WDK 10

Weidmüller Interface GmbH & Co. KG

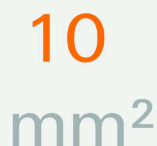
Klingenbergstraße 26

D-32758 Detmold

Germany

www.weidmueller.com

Accessories

10 mm²


Screwable cross-connections are easy to mount and de mount. Thanks to the big contact surface, even high currents can be transmitted with maximum contact reliability.

General ordering data

Type	WQV 10/2	Version
Order No.	1052560000	Cross-connector (terminal), when screwed in, yellow, 76 A, Number of
GTIN (EAN)	4008190154943	poles: 2, Pitch in mm (P): 9.90, Insulated: Yes, Width: 7.55 mm
Qty.	50 ST	
Type	WQV 10/3	Version
Order No.	1054960000	Cross-connector (terminal), when screwed in, yellow, 63 A, Number of
GTIN (EAN)	4008190079079	poles: 3, Pitch in mm (P): 9.90, Insulated: Yes, Width: 7.55 mm
Qty.	50 ST	
Type	WQV 10/4	Version
Order No.	1055060000	Cross-connector (terminal), when screwed in, yellow, 63 A, Number of
GTIN (EAN)	4008190188245	poles: 4, Pitch in mm (P): 9.90, Insulated: Yes, Width: 7.55 mm
Qty.	50 ST	
Type	WQV 10/10	Version
Order No.	1052460000	Cross-connector (terminal), when screwed in, yellow, 63 A, Number of
GTIN (EAN)	4008190152130	poles: 10, Pitch in mm (P): 9.90, Insulated: Yes, Width: 7.55 mm
Qty.	20 ST	
Type	WAP WDK10	Version
Order No.	1186720000	End plate for terminals, dark beige, Height: 85 mm, Width: 1.5 mm,
GTIN (EAN)	4050118024661	V-0, Wemid, Snap-on: Yes
Qty.	20 ST	
Type	WAP WDK10 BL	Version
Order No.	1186730000	End plate for terminals, blue, Height: 85 mm, Width: 1.5 mm, V-0,
GTIN (EAN)	4050118024678	Wemid, Snap-on: Yes
Qty.	20 ST	

W-Series



Weidmüller's range of products includes end brackets that guarantee a permanent, reliable mounting on the terminal rail and prevent sliding. Versions with and without screws are available. The end brackets include marking options, also for group markers, and also a test plug holder.

WDK 10

Weidmüller Interface GmbH & Co. KG

Klingenbergstraße 26

D-32758 Detmold

Germany

www.weidmueller.com

Accessories

General ordering data

Type	WEW 35/1	Version
Order No.	1059000000	End bracket, dark beige, TS 35, V-2, Wemid, Width: 12 mm, 100 °C
GTIN (EAN)	4008190172282	
Qty.	50 ST	

Slotted screwdriver



Slotted screwdriver with rounded blade SD DIN 5265, ISO 2380/2, output to DIN 5264, ISO 2380/1. ChromTop tip, SoftFinish grip

General ordering data

Type	SDS 1.0X5.5X150	Version
Order No.	9008350000	Screwdriver, Screwdriver
GTIN (EAN)	4032248056316	
Qty.	1 ST	

Blank



The WAD connector marker is suitable for W-series terminals and for the WEW 35/2 and ZEW 35/2 end brackets. The markers are available as blank markers, with custom printing or standard print with lightning symbol. The WAD MultiCard markers are suitable for labelling with PrintJet CONNECT printers. For custom printing: Please send us a file of our labeling software M-Print PRO or M-Print PRO Online (without installation) for your labeling specifications.

General ordering data

Type	WAD 8 MC NE GE	Version
Order No.	1112950000	Group markers, Cover, 33.3 x 8 mm, Pitch in mm (P): 8.00 WDU 4,
GTIN (EAN)	4032248891696	WEW 35/2, ZEW 35/2, yellow
Qty.	48 ST	
Type	WAD 8 MC NE WS	Version
Order No.	1112940000	Group markers, Cover, 33.3 x 8 mm, Pitch in mm (P): 8.00 WDU 4,
GTIN (EAN)	4032248891825	WEW 35/2, ZEW 35/2, white
Qty.	48 ST	

WDK 10

Weidmüller Interface GmbH & Co. KG

Klingenbergstraße 26


D-32758 Detmold

Germany

www.weidmueller.com

Accessories

With lightning flash



The WAD connector marker is suitable for W-series terminals and for the WEW 35/2 and ZEW 35/2 end brackets. The markers are available as blank markers, with custom printing or standard print with lightning symbol. The WAD MultiCard markers are suitable for labelling with PrintJet CONNECT printers. For custom printing: Please send us a file of our labeling software M-Print PRO or M-Print PRO Online (without installation) for your labeling specifications.

General ordering data

Type	WAD 8 MC B GE/SW	Version
Order No.	1120470000	Group markers, Cover, 33.3 x 8 mm, Pitch in mm (P): 8.00 WDU 4,
GTIN (EAN)	4032248901289	WEW 35/2, ZEW 35/2, yellow
Qty.	48 ST	

Blank



The Dekafix (DEK) marker is the universal marker for all conductor and plug-in connectors as well as for electronic sub-assemblies. The system is ideal for short number sequences and covers a wide range of ready-printed markers.


Strips for fast installation in only one work step. The printing is easy to read, rich in contrast and available in various widths.

- Large range of ready-to-use markers
 - Strips for fast installation
 - Terminal markers, suitable for all Weidmüller cable connectors
 - Available as blank MultiCard or with standard printing
- For custom printing: Please send us a file of our labeling software M-Print PRO or M-Print PRO Online (without installation) for your labeling specifications.

General ordering data

Type	DEK 5/8-11.5 MC NE WS	Version
Order No.	1341630000	Dekafix, Terminal marker, 5 x 8 mm, Pitch in mm (P): 8.00
GTIN (EAN)	4050118145946	Weidmueller, white
Qty.	500 ST	

Marker holder



The marker holder offer the possibility of additional mounting of standard markers with a pitch of 5 or 5.1 mm. The angled holders can be optionally snapped together and could be mounted in all standard marking channels of the Klippon® Connect modular terminal blocks. Fitting marker types could be found under the respective accessories of the designation marking holder.

WDK 10**Weidmüller Interface GmbH & Co. KG**

Klingenbergstraße 26

D-32758 Detmold

Germany

www.weidmueller.com**Accessories****General ordering data**

Type	BZT 1 WS 10/5	Version
Order No.	1805490000	Accessories, Marker holder
GTIN (EAN)	4032248270231	
Qty.	100 ST	
Type	BZT 1 ZA WS 10/5	Version
Order No.	1805520000	Accessories, Marker holder
GTIN (EAN)	4032248270248	
Qty.	100 ST	