THIS DRAWING IS UNPUBLISHED. RELEASED FOR PUBLICATION -,- .
© COPYRIGHT - By - ALL RIGHTS RESERVED.

REVISIONS

P	LTR	DESCRIPTION	DATE	DWN	APVD
	A	OFFICIAL VERSION RELEASE	25MAR2017	F.Y	X.X

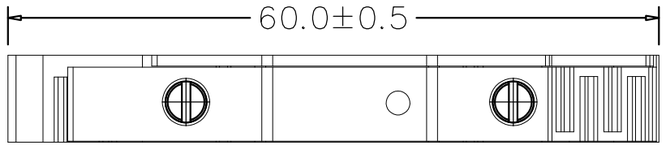

ITEM	COMPONENTS	MATERIAL	Q'TY	PLATING
7	HOUSING 2	THERMOPLASTIC	1	
6	ROTATION BODY	THERMOPLASTIC	1	
5	TERMINAL	COPPER ALLOY	2	Tin Plated
4	SCREW	STEEL	2	Zinc Plated
3	SHIM	COPPER ALLOY	2	Tin Plated
2	CLAMP	STEEL	2	Zinc Plated
1	HOUSING 1	THERMOPLASTIC	1	

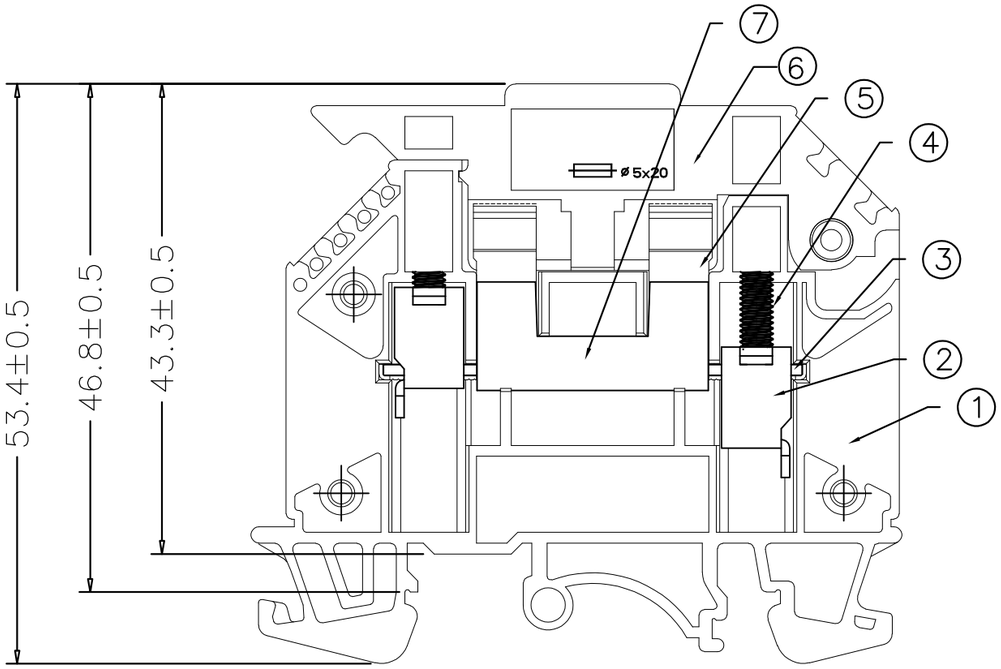

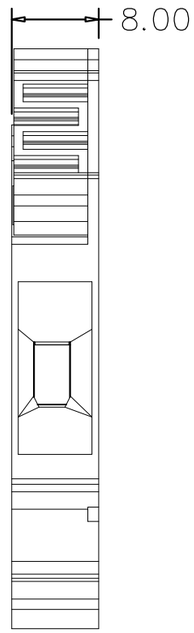

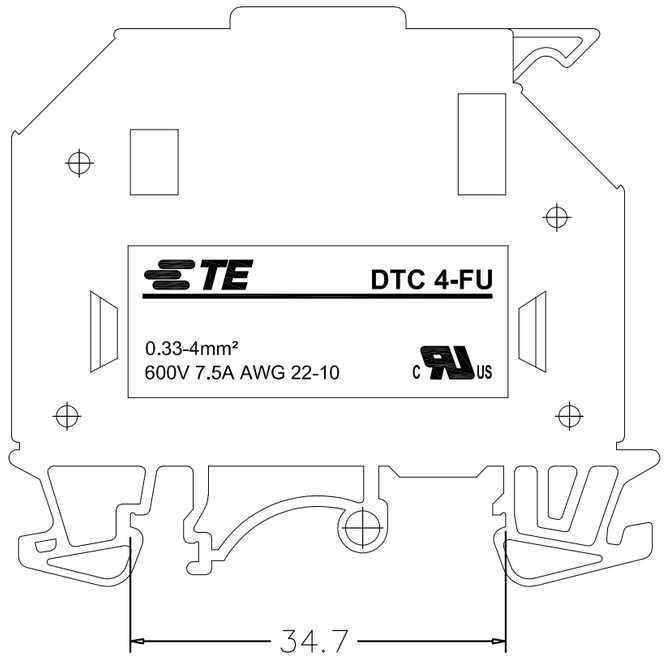

NOTES:

1. Material:See table
2. Rated current & voltage :(UL)7.5A(follow fuse) 600V , (IEC)6.3A(follow fuse) 800V
3. Impulse withstand voltage: 6KV
4. Screw Size & Torque:M3 . 7.7 lbs-in (0.88Nm)
5. Wire strip length: 10-12mm
6. Suitable wire size : (UL)22 - 10 AWG , (IEC)0.33-4mm²
7. Actual force on fuse carrier:25N Max.
8. Requirement for environmental substance must be compliance with ROHS and REACH.

DTC 4-FU	2271701-2	BLACK
TE SERIES No.	PART NUMBER	COLOR

THIS DRAWING IS A CONTROLLED DOCUMENT.

DIMENSIONS: mm

TOLERANCES UNLESS OTHERWISE SPECIFIED:

0 PLC	± 0.50
1 PLC	± 0.40
2 PLC	± 0.30
3 PLC	± -
4 PLC	± -
ANGLES	± 3°

MATERIAL: -

FINISH: -

DWN FENCER YU 25MAR2017
CHK XIANG XU 25MAR2017
APVD XIANG XU 25MAR2017
PRODUCT SPEC 108-137182
APPLICATION SPEC 114-137172
WEIGHT 14.5 g

TE Connectivity

NAME: 4mm^2 WIRE 1 IN 1 OUT SCREW FUSE TYPE TERMINAL BLOCK

SIZE	CAGE CODE	DRAWING NO	RESTRICTED TO
A3	00779	C-2271701	—

CUSTOMER DRAWING | SCALE 1:1 | SHEET 1 OF 1 | REV A

1470-19 (1/15)

Downloaded from Arrow.com.