Midget Connector Bodies and Flanged Receptacles

IP20
SUITABILITY

Connector Bodies

Description	Cord Dia.	15A 125V NEMA ML-1R	15A 125V NEMA ML-2R	15A 125/250V AC NEMA ML-3R
		Catalog Number		
Valise® connector body, black nylon, polarized, multiple drive screws.	.220"-.385" (5.6-9.8)	**HBL7464V***	–	–
Valise® connector body, black nylon, insulation displacement terminals.	.300"-.430" (7.6-10.9)	–	**HBL7593V**	–
Black nylon cover, phenolic body, screw terminals.	.281"-.421" (7.1-10.7)	–	**HBL7593**	–
Angle connector body, black nylon cover, phenolic body, screw terminals.	.335"-.421" (8.5-10.7)	–	**HBL7571**	–
Valise® type, black nylon, with insulation displacement terminals.	.300"-.430" (7.6-10.9)	–	–	**HBL7484V***
Black nylon body, phenolic base, cord grip.	.281"-.421" (7.1-10.7)	–	–	**HBL7484***
Same as above, except for angle cord grip.	.335"-.421" (8.5-10.7)	–	–	**HBL7433***

Flanged Receptacles

Description	Catalog Number		
Stainless steel flange, exposed terminals.	**HBL7468***	–	–
Exposed terminals, black nylon flange.	–	**HBL7596N**	–
Exposed terminals, stainless steel flange.	–	**HBL7596**	–
Covered terminals, stainless steel flange, accepts cord .500" (12.7) in dia.	–	**HBL7598**	–
Exposed terminals, black nylon flange.	–	–	**HBL7487N***
Exposed terminals, stainless steel flange.	–	–	**HBL7487***
Covered terminals, stainless steel flange, accepts cord .500" (12.7) in diameter.	–	–	**HBL7489***

Note: See page B-8 for accessories.
**UL Listed only.*
Female ML-2R devices have solid center ground pins.
Female ML-3R devices have hollow center neutral sleeves.



HBL7464V

HBL7593V



HBL7593

HBL7571

HBL7484V

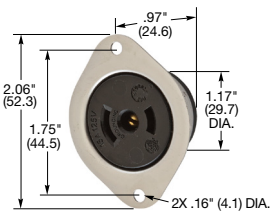

HBL7596

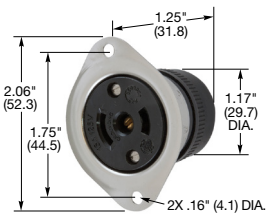

HBL7598

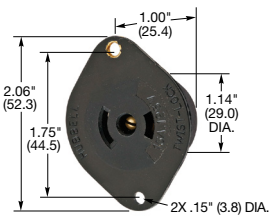

HBL7596N

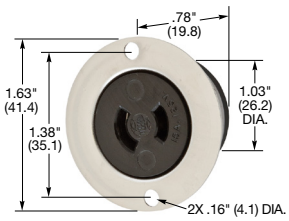

HBL7468

Dimensions in Inches (mm)

Downloaded from Arrow.com.