Rev	AWO #	Description	Date	Appr
-		RELEASED	6/10/05	

APPROVED: _____

DATE: _____ TITLE: _____

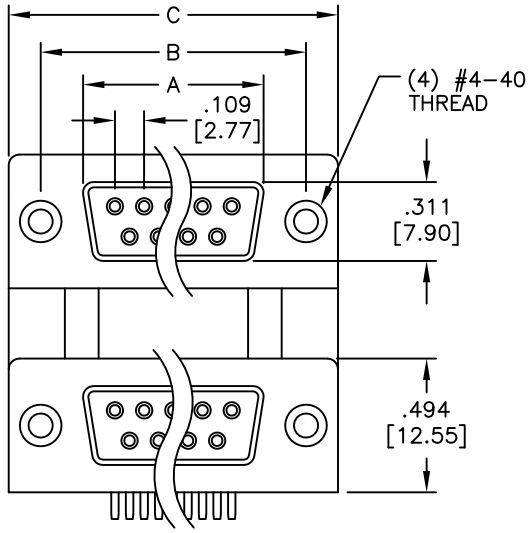

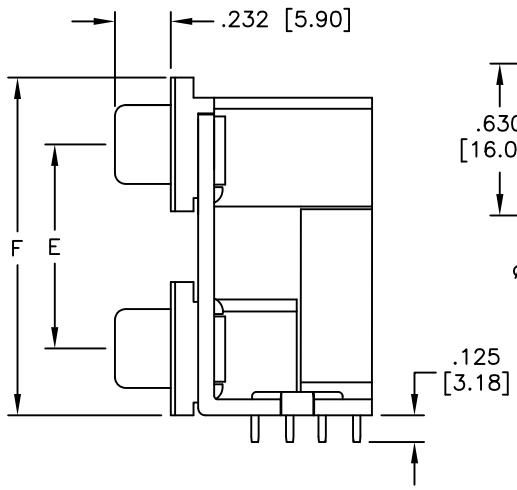

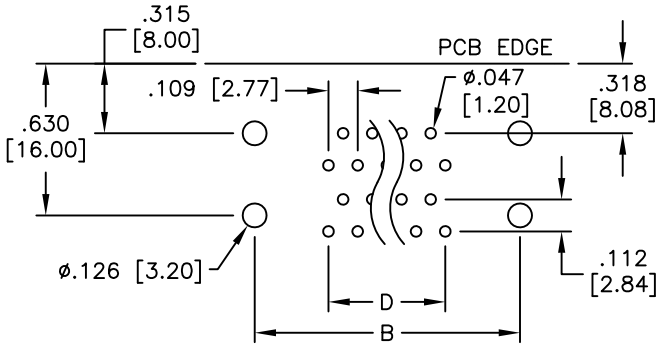

RECOMENDED
PCB LAYOUT

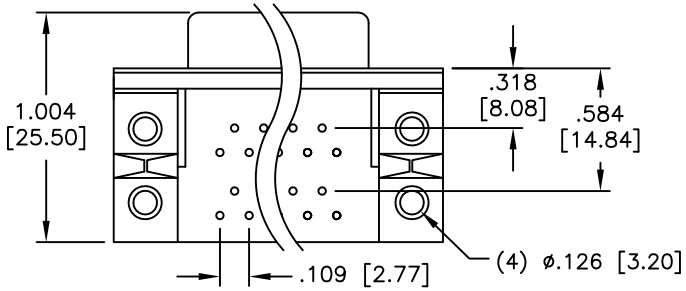

	PORT SPACING	PLUG DIMENSIONS	
		E	F
A1	.900 [22.86]	.900 [22.86]	1.394 [35.41]
B1	.750 [19.05]	.750 [19.05]	1.244 [31.60]
C1	.625 [15.88]	.625 [15.88]	1.119 [28.43]

POSITIONS	DIMENSIONS			
	A	B	C	D
9	.643 [16.33]	.984 [24.99]	1.213 [30.81]	.436 [11.08]
15	.971 [24.66]	1.312 [33.32]	1.541 [39.14]	.763 [19.39]
25	1.511 [38.38]	1.852 [47.04]	2.088 [53.04]	1.309 [33.24]
37	2.160 [54.84]	2.500 [63.50]	2.729 [69.32]	1.963 [49.86]

SPECIFICATIONS:
Material:
Insulator: PBT, rated UL 94V-0
Insulator color: Black
Contacts: Phosphor Bronze
Shell: Steel, Zinc plated
Plating:
Gold flash over Nickel underplate overall
Electrical:
Operating voltage: 250 VAC max.
Current rating: 5 Amps max.
Contact resistance: 20 mohms max. initial
Insulation resistance: 5,000 Mohms min.
Dielectric withstanding voltage: 1,000 VAC for 1 minute
Temperature Rating:
Operating temperature: -65°C to +125°C
Environmental:
Lead free, RoHS compliant

RoHS COMPLIANT

UNLESS OTHERWISE SPECIFIED
ALL DIMENSIONS ARE INCHES [MM]
TOLERANCES: EXCEPT AS NOTED

INCHES		HOLES	
.X	± .10	Ø.X	±.10
.XX	± .020	Ø.XX	±.015
.XXX	± .015	Ø.XXX	±.010

APPROVALS		DATE
DRAWN	SS	6/10/05
CHECKED		
APPROVED		

ADAM TECH
909 Rahway Avenue, Union, NJ 07083
Phone: 908-687-5000 Fax: 908-687-5710

TITLE
DUAL PORT D-SUB, FEMALE / FEMALE
.126 [3.20] THROUGH HOLES

SIZE	PART NO.	REV.
X	DPD-XX-00-X1	-

REF: | SCALE: NTS | SHEET 1 OF 1

Downloaded from Arrow.com.