


HVAC Click



PID: MIKROE-4290

HVAC Click is a compact add-on board that contains [Sensirion's](#) next-generation miniature CO₂ sensor. This board features the [SCD41](#), a carbon dioxide sensor build on the photoacoustic sensing principle, and Sensirion's patented PASens® and CMOSens® technology to offer high accuracy at a minor form factor. On-chip signal compensation is realized with the build-in humidity and temperature sensor. It operates within a specified range from 400 to 5'000 ppm, configurable through the I2C interface with a single shot mode supported. This Click board™ is also suitable for indoor air quality applications using an additional [SPS30](#) that allows smart ventilation systems to regulate ventilation in the most energy-efficient and human-friendly way, maintaining low CO₂ concentration for a healthy, productive environment.

HVAC Click is supported by a [mikroSDK](#) compliant library, which includes functions that simplify software development. This [Click board™](#) comes as a fully tested product, ready to be used on a system equipped with the [mikroBUS™](#) socket.

NOTE: The [5-Wire Jumper to JST Female Adapter \(10cm\)](#) is included in the same package with the HVAC Click board™.

NOTE: To ensure proper sensor operation, the white protection membrane on top of the SCD41 must not be removed or tampered with. Also, the PM2.5 Sensor Module SPS30 does not come in the same package as this Click board™. If you want the complete package, please visit the [HVAC Click bundle](#).

How does it work?

HVAC Click as its foundation uses the SCD41, a Sensirion's next-generation miniature CO₂

Mikroe produces entire development toolchains for all major microcontroller architectures.

Committed to excellency, we are dedicated to helping engineers bring the project development up to speed and achieve outstanding results.

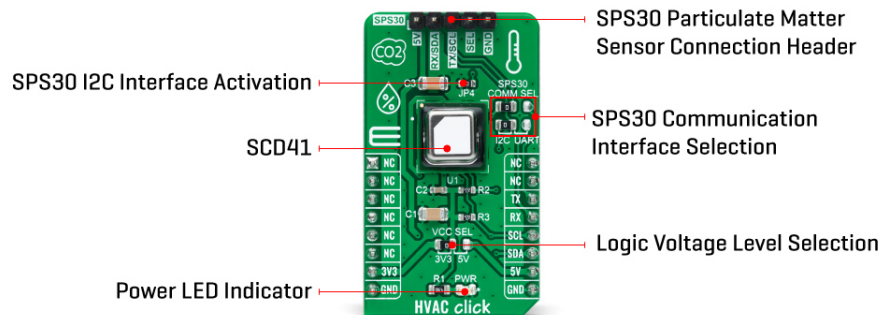


ISO 27001: 2013 certification of informational security management system.
ISO 14001: 2015 certification of environmental management system.
OHSAS 18001: 2008 certification of occupational health and safety management system.



ISO 9001: 2015 certification of quality management system (QMS).

sensor. This carbon dioxide sensor builds on the photoacoustic sensing principle and Sensirion's patented PASens® and CMOSens® technology to offer high accuracy at a minor form factor. It operates within a specified range from 400 to 5'000 ppm, configurable through the I2C interface with a low-power single-shot mode supported to reduce noise levels, i.e., on-demand measurement.



The SCD41 features on-chip signal compensation to counteract pressure and temperature effects. Feeding the SCD41 with the pressure or altitude enables the highest accuracy of the CO₂ output signal across an extensive pressure range. Setting the temperature offset improves the accuracy of the relative humidity and temperature output signal. Note that the temperature offset does not impact the accuracy of the CO₂ output.

HVAC Click communicates with MCU using the standard I2C 2-Wire interface to read data and configure settings, supporting Standard mode operation with a clock frequency up to 100kHz. Furthermore, this Click board™ is suitable for indoor air quality applications using an additional SPS30, a Particulate Matter (PM) sensor from Sensirion, with the help of which the HVAC Click in the most energy-efficient and human-friendly way maintains a low CO₂ concentration for a healthy, productive environment.

The measurement principle of the SPS30 is based on laser scattering, which, together with high-quality, enables precise measurements from its first operation and throughout its lifetime of more than ten years. In addition, the SPS30 provides the possibility of using both I2C and UART interfaces where the communication interface selection can be made by positioning SMD jumpers labeled COMM SEL to an appropriate position. Note that all the jumpers' positions must be on the same side, or else the Click board™ may become unresponsive. Also, to activate I2C communication, the JP4 jumper must be populated.

This Click board™ can operate with both 3.3V and 5V logic voltage levels selected via the VCC SEL jumper. This way, it allows both 3.3V and 5V capable MCUs to use the communication lines properly. In addition, however, the Click board™ comes equipped with a library containing easy-to-use functions and an example code that can be used, as a reference, for further development.

Specifications

Type	Environmental,Gas
Applications	Can be used for indoor air quality applications

Mikroe produces entire development toolchains for all major microcontroller architectures.

Committed to excellency, we are dedicated to helping engineers bring the project development up to speed and achieve outstanding results.



ISO 27001: 2013 certification of informational security management system.
ISO 14001: 2015 certification of environmental management system.
OHSAS 18001: 2008 certification of occupational health and safety management system.




ISO 9001: 2015 certification of quality management system (QMS).

	and in smart ventilation systems to regulate ventilation in the most energy-efficient and human-friendly way, maintaining low CO2 concentration for a healthy, productive environment
On-board modules	SCD41 - Sensirion's next-generation miniature CO2 sensor
Key Features	Low power consumption, high accuracy, photoacoustic sensor technology PASens®, integrated temperature, and humidity sensor, additional connection to SPS30 particulate matter sensor, and more.
Interface	I2C,UART
Feature	No ClickID
Compatibility	mikroBUS™
Click board size	M (42.9 x 25.4 mm)
Input Voltage	3.3V or 5V

Pinout diagram

This table shows how the pinout on HVAC Click corresponds to the pinout on the mikroBUS™ socket (the latter shown in the two middle columns).

Notes	Pin					Pin	Notes
	NC	1	AN	PWM	16	NC	
	NC	2	RST	INT	15	NC	
	NC	3	CS	RX	14	TX	UART TX
	NC	4	SCK	TX	13	RX	UART RX
	NC	5	MISO	SCL	12	SCL	I2C Clock
	NC	6	MOSI	SDA	11	SDA	I2C Data
Power Supply	3.3V	7	3.3V	5V	10	5V	Power Supply
Ground	GND	8	GND	GND	9	GND	Ground

Onboard settings and indicators

Label	Name	Default	Description
LD1	PWR	-	Power LED Indicator
JP1	VCC SEL	Left	Logic Level Voltage Selection 3V3/5V: Left position 3V3, Right position 5V
JP2-JP3	COMM SEL	Left	SPS30 Communication Interface Selection I2C/UART: Left position I2C, Right position UART
JP4	JP4	Populated	SPS30 I2C Interface

Mikroe produces entire development toolchains for all major microcontroller architectures.

Committed to excellency, we are dedicated to helping engineers bring the project development up to speed and achieve outstanding results.



ISO 27001: 2013 certification of informational security management system.
ISO 14001: 2015 certification of environmental management system.
OHSAS 18001: 2008 certification of occupational health and safety management system.



ISO 9001: 2015 certification of quality management system (QMS).

J1	SPS30	Populated	Activation Jumper SPS30 Particulate Matter Sensor Connection Header
----	-------	-----------	--

HVAC Click electrical specifications

Description	Min	Typ	Max	Unit
Supply Voltage	3.3	-	5	V
SPS30 Supply Voltage	-	5	-	V
SCD41 CO2 Measurement Range	400	-	5000	ppm
SCD41 Humidity Measurement Range	0	-	95	%RH
Operating Temperature Range	-10	+25	-60	°C

Software Support

We provide a library for the HVAC Click on our [LibStock](#) page, as well as a demo application (example), developed using MikroElektronika [compilers](#). The demo can run on all the main MikroElektronika [development boards](#).

Library Description

The library covers all the necessary functions to control HVAC Click board. A library performs the communication with the SCD40 Sensor via I2C interface and with the SPS30 via I2C or UART interface.

Key functions:

- void hvac_scd40_read_measurement (measurement_data_t *m_data) - SCD40 read measurement function.
- void hvac_sps30_start_measurement (void) - SPS30 start measurement command function.
- void hvac_sps30_read_measured_data (mass_and_num_cnt_data_t *m_n_c_data) - SPS30 read measured data function.

Examples description

The application is composed of three sections :

- System Initialization - Initializes I2C or UART and start to write log.
- Application Initialization - Initialization driver enables - I2C or UART, SCD40: perform factory reset, serial number, features, product type platform type, product version and SPS30: perform start measurement mode, also write log.
- Application Task - (code snippet) This is an example which demonstrates the use of HVAC Click board. HVAC Click board can be used to measure : Concentration of CO2 in air, Temperature (degree Celsius), Relative Humidity (%), Mass Concentration of PM1.0, PM2.5, PM4.0, PM10 and Number Concentration of PM0.5, PM1.0, PM2.5, PM4.0 and PM10. All data logs write on USB uart changes.

The full application code, and ready to use projects can be found on our [LibStock](#) page.

Other mikroE Libraries used in the example:

Mikroe produces entire development toolchains for all major microcontroller architectures.

Committed to excellency, we are dedicated to helping engineers bring the project development up to speed and achieve outstanding results.



ISO 27001: 2013 certification of informational security management system.
ISO 14001: 2015 certification of environmental management system.
OHSAS 18001: 2008 certification of occupational health and safety management system.



ISO 9001: 2015 certification of quality management system (QMS).

- I2C
- UART
- Conversions

Additional notes and informations

Depending on the development board you are using, you may need [USB UART click](#), [USB UART 2 click](#) or [RS232 click](#) to connect to your PC, for development systems with no UART to USB interface available on the board. The terminal available in all MikroElektronika [compilers](#), or any other terminal application of your choice, can be used to read the message.

mikroSDK

This Click board™ is supported with [mikroSDK](#) - MikroElektronika Software Development Kit. To ensure proper operation of mikroSDK compliant Click board™ demo applications, mikroSDK should be downloaded from the [LibStock](#) and installed for the compiler you are using.

For more information about mikroSDK, visit the [official page](#).

Resources

[mikroBUS™](#)

[mikroSDK](#)

[Click board™ Catalog](#)

[Click boards™](#)

Downloads

[HVAC click 2D and 3D files](#)

[SCD41 datasheet](#)

[SPS30 datasheet](#)

[HVAC click schematic](#)

[HVAC click example on Libstock](#)

Mikroe produces entire development toolchains for all major microcontroller architectures.

Committed to excellency, we are dedicated to helping engineers bring the project development up to speed and achieve outstanding results.



ISO 27001: 2013 certification of informational security management system.
 ISO 14001: 2015 certification of environmental management system.
 OHSAS 18001: 2008 certification of occupational health and safety management system.



ISO 9001: 2015 certification of quality management system (QMS).