THIS DRAWING IS UNPUBLISHED. RELEASED FOR PUBLICATION 20
© COPYRIGHT 20 BY - ALL RIGHTS RESERVED.

LOC	DIST
AD	00

REVISIONS

P	LTR	DESCRIPTION	DATE	DWN	APVD
	B	REVISED PER ECO-13-007047	14MAY2013	BL	AC
	B1	REVISED PER ECO-15-004981	31MAR2015	RG	MC

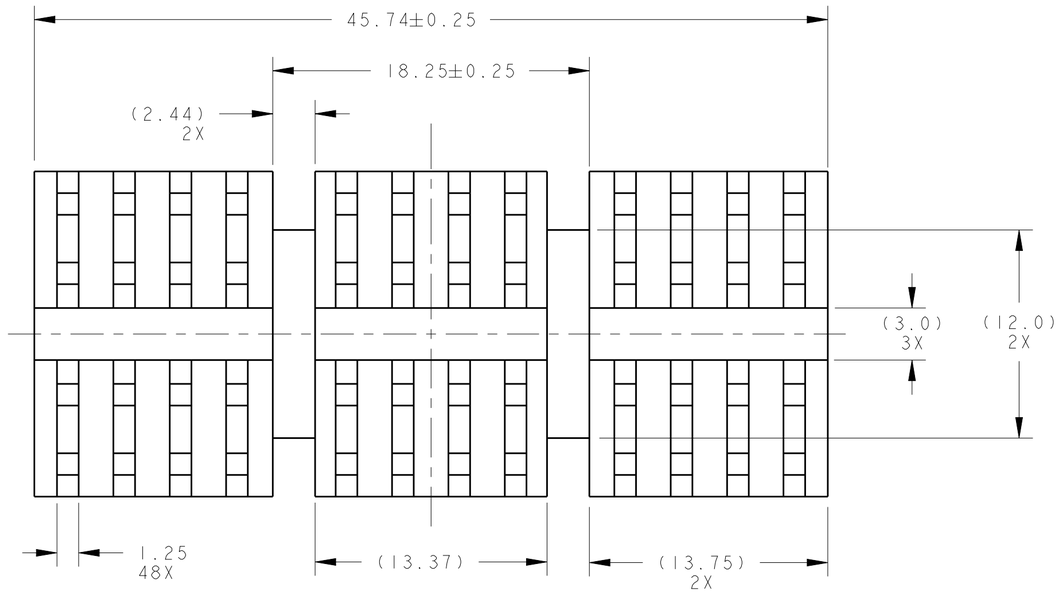

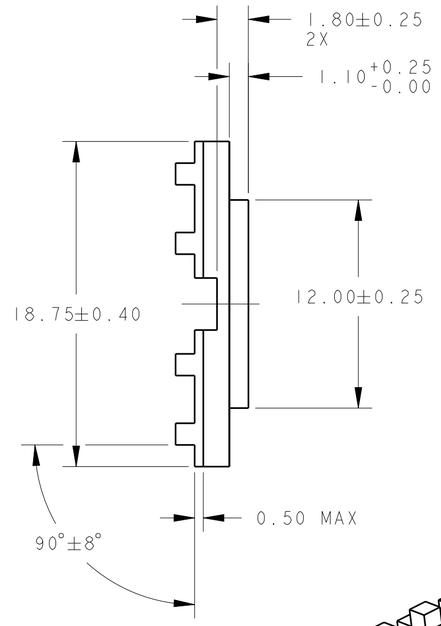

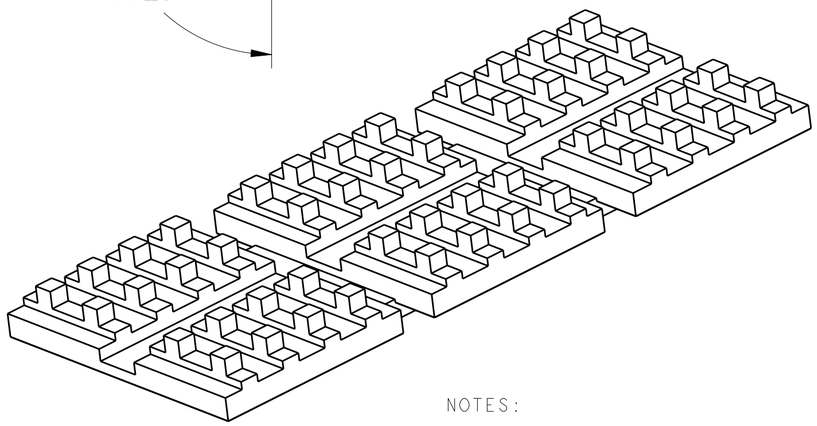

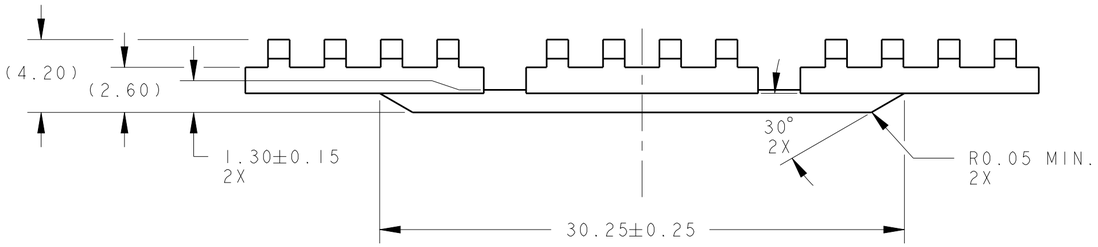

NOTES:

UNLESS OTHERWISE SPECIFIED

1. INTERPRET DRAWING PER ASME Y14.5M - 1994.
2. 0.2mm MAX BURR.
3. VARIATION IN PLATING COLOR IS NORMAL AND ALLOWED.
4. RoHS COMPLIANT AND CERTIFIED.

FINISH	MATERIAL	PART NUMBER
BLACK ANODIZED	ALUMINUM	1963841-5
NICKEL PLATED	ALUMINUM	1963841-3

THIS DRAWING IS A CONTROLLED DOCUMENT.

DIMENSIONS: mm

TOLERANCES UNLESS OTHERWISE SPECIFIED:
0 PLC ±-
1 PLC ±0.2
2 PLC ±0.10
3 PLC ±0.08
4 PLC ±0.0001
ANGLES ±5°

MATERIAL: SEE TABLE
FINISH: SEE TABLE

DWN E. TAO 6-17-08
CHK B. PETROCELLI 6-23-08
APVD -
PRODUCT SPEC -
APPLICATION SPEC -
WEIGHT -

TE Connectivity

NAME: QSFP SINGLE PCI EXTRUSION HEATSINK 4.2mm TALL

SIZE A2 | CAGE CODE 00779 | DRAWING NO C-1963841 | RESTRICTED TO -

CUSTOMER DRAWING | SCALE 4.000 | SHEET 1 OF 1 | REV B1

1471-9 (3/11)

Downloaded from Arrow.com.