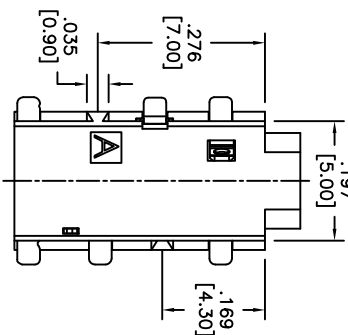
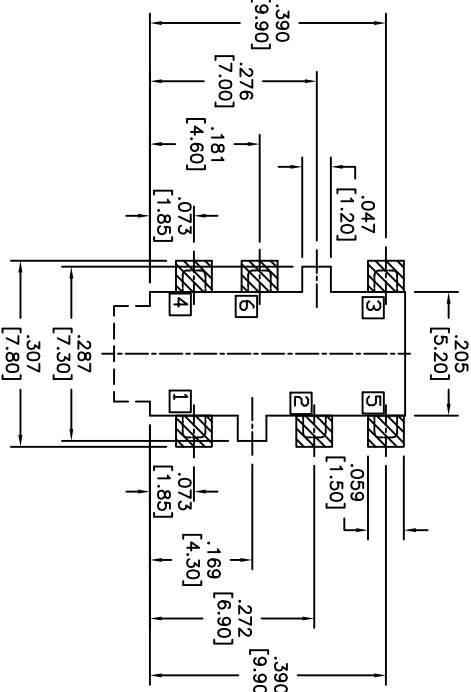
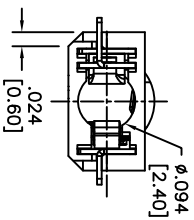
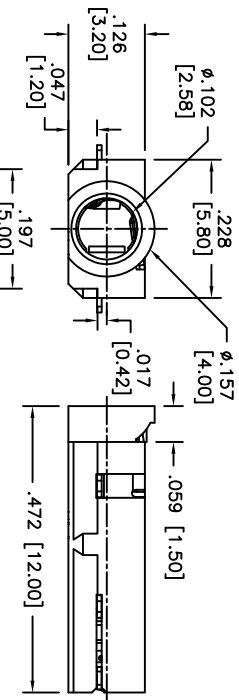
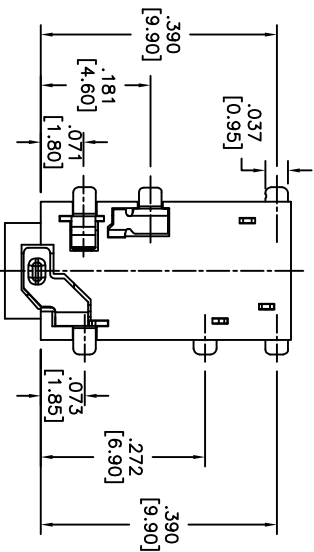


Rev	AWO #	Description	Date	Appr
-		RELEASED	7/30/10	
A		REDRAWN	6/24/11	
B		REVISED TITLE	11/4/11	

APPROVED: \_\_\_\_\_  
 DATE: \_\_\_\_\_ TITLE: \_\_\_\_\_



Recommended PCB layout

ASJ-105-A	ASJ-105-B	ASJ-105-D	ASJ-105-M	ASJ-105-I

**ADAM TECH**

909 Rahway Avenue, Union, NJ 07083  
 Phone: 908-687-5000 Fax: 908-687-5710

STEREO PHONE JACK, 2.50mm

**SPECIFICATIONS:**  
**Material:**  
 Insulator: Hi-temp thermoplastic, rated UL 94V-0  
 Insulator color: Black  
 Contacts: Copper Alloy, Gold Plated  
**Electrical:**  
 Operating voltage: 30 VDC max.  
 Current rating: 0.5 Amp max.  
 Contact resistance: 30 mohms max.  
 Insulation resistance: 100 Mohms min.  
 Dielectric withstanding voltage: 500 VAC for 1 minute  
 Temperature Rating:  
 Operating temperature: -20°C to +70°C  
**Environmental:**  
 Lead free, RoHS compliant.



UNLESS OTHERWISE SPECIFIED ALL DIMENSIONS ARE INCHES [MM]		TOLERANCES: EXCEPT AS NOTED		Holes	
.X	± .10	Ø.X	± .10	.XX	± .015
.XX	± .020	Ø.XXX	± .015	.XXX	± .010
.XXX	± .015	Ø.XXX	± .010		
APPROVALS	DATE	TITLE			
DRAWN	DY	7/30/10			
CHECKED					
APPROVED					
SIZE		PART NO.		REV.	
X		ASJ-105-X		B	
REF: S0002C		SCALE: NTS		SHEET 1 OF 1	