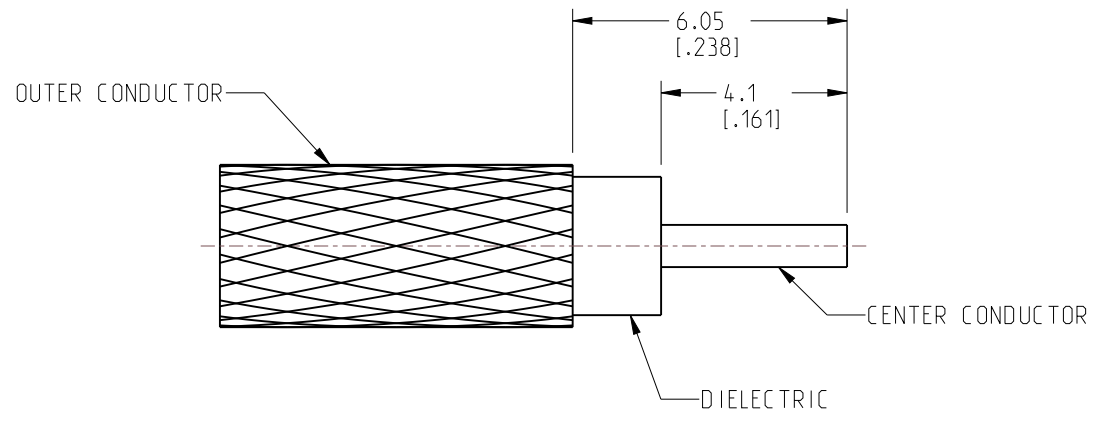
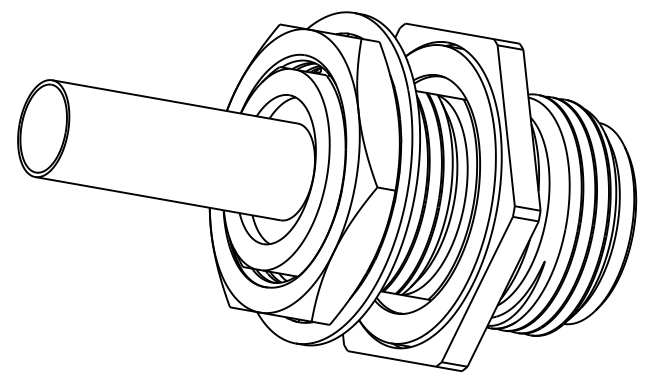


- NOTES:
- MATERIALS AND FINISHES:**
    - BODY - BRASS, WHITE BRONZE PLATING
    - CONTACT - BeCu, SILVER PLATING
    - INSULATOR - PTFE, NATURAL
    - GASKET & O-RING - SILICONE RUBBER, RED
    - LOCKWASHER - BRASS, WHITE BRONZE PLATING
    - HEX NUT - BRASS, WHITE BRONZE PLATING
  - ELECTRICAL:**
    - A. IMPEDANCE: 50 OHM
    - B. FREQUENCY RANGE: DC - 18 GHz
    - C. VSWR(RETURN LOSS): 1.12 (-25dB) @ DC - 6 GHz  
1.22 (-20dB) @ 6 - 12 GHz  
1.29 (-18dB) @ 12 - 18 GHz
    - D. DIELECTRIC WITHSTANDING VOLTAGE: 1000 VRMS, MIN.
    - E. INTERMODULATION 3rd ORDER: -150dBc @2X20W
  - MECHANICAL:**
    - A. DURABILITY: 500 CYCLES MIN.
    - B. TEMPERATURE RANGE: -65° C TO +165° C
    - C. RECOMMENDED PANEL TORQUE: 30 IN-LBS
  - ASSEMBLY INSTRUCTIONS:**
    - A. STRIP CABLE AND INSERT THROUGH SHRINK TUBE.
    - B. INSERT CABLE INTO BODY ASSEMBLY UNTIL CABLE BOTTOMS.
    - C. SOLDER BODY ONTO CABLE. 250 WATT SOLDERING IRON RECOMMENDED. USE OF FLUX RECOMMENDED.
  - PACKAGING:**
    - A. QUANTITY: SINGLE PACK
    - B. MARKING: BAG TO BE MARKED "AMPHENOL, 82-6784, AND DATE CODE"
    - C. HEX NUT, LOCK WASHER, GASKET AND HEAT SHRINK TUBE ARE PACKAGED LOOSE.



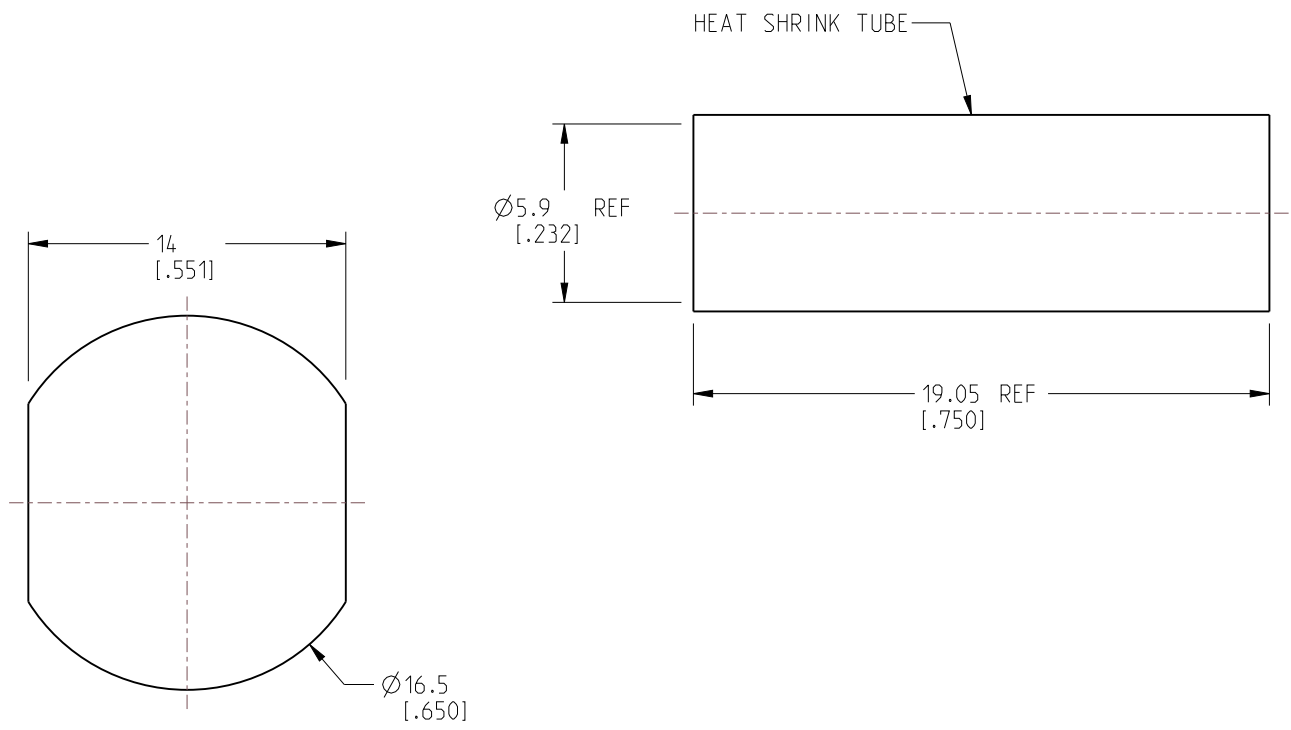
**RECOMMENDED CABLE STRIPPING DIMENSIONS**

REVISIONS				
REV	DESCRIPTION	DATE	ECN	BY
A	RELEASE TO MFG.	9-JUN-22	16281	SH

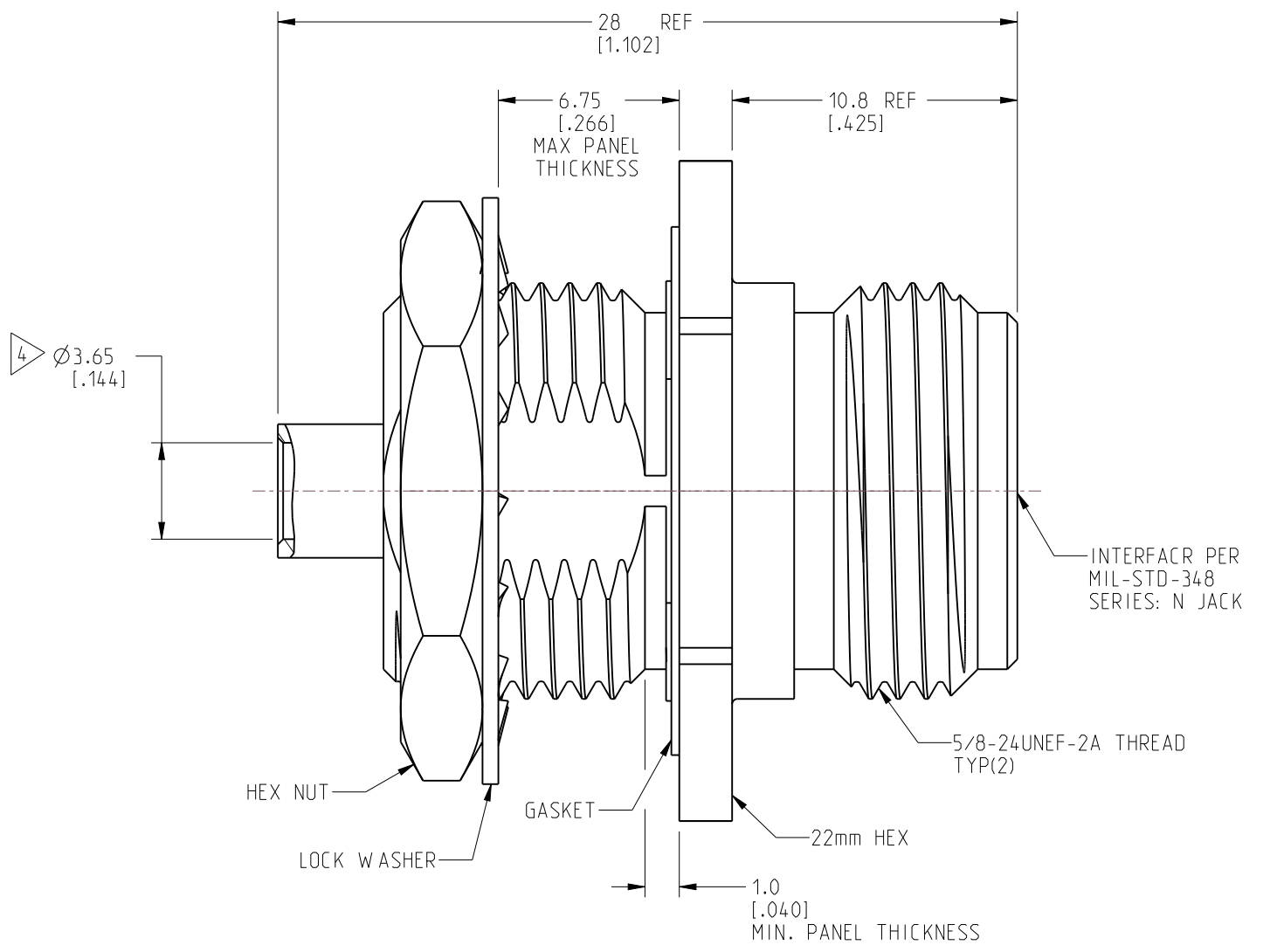


SCALE 2.000

- INDICATES CABLE ENTRY DIMENSIONS
- ASSEMBLY INSTRUCTIONS:
  - A. STRIP CABLE AND INSERT THROUGH SHRINK TUBE.
  - B. INSERT CABLE INTO BODY ASSEMBLY UNTIL CABLE BOTTOMS.
  - C. SOLDER BODY ONTO CABLE. 250 WATT SOLDERING IRON RECOMMENDED. USE OF FLUX RECOMMENDED.
- PACKAGING:
  - A. QUANTITY: SINGLE PACK
  - B. MARKING: BAG TO BE MARKED "AMPHENOL, 82-6784, AND DATE CODE"
  - C. HEX NUT, LOCK WASHER, GASKET AND HEAT SHRINK TUBE ARE PACKAGED LOOSE.



**RECOMMENDED MOUNTING HOLE**



INTERFACR PER MIL-STD-348 SERIES: N JACK

**CUSTOMER OUTLINE DRAWING**

ALL OTHER SHEETS ARE FOR INTERNAL USE ONLY

NOTICE: These drawings, specifications, or other data (1) are, and remain the property of Amphenol corp. (2) must be returned upon request; and (3) are confidential and not to be disclosed to any person other than those to whom they are given by Amphenol Corp. The furnishing of these drawings, specifications, or other data by Amphenol Corp., or to any other person to anyone for any purpose is not to be regarded by implication or otherwise in any manner licensing, granting rights to permitting such holder or any other person to manufacture, use or sell any product, process or design, patented or otherwise, that may in any way be related to or disclosed by said drawings, specifications, or other data.		UNLESS OTHERWISE SPECIFIED DIMENSIONS ARE METRIC (INCHES) AND TOLERANCES ARE: <0.5mm = ±0.05mm [-0.020 = ±0.002] 0.5 - 6mm = ±0.1mm [-0.020 - 0.236 = ±0.004] >6.00 - 30mm = ±0.2mm [-0.236 - 1.181 = ±0.008] >30.00 - 120mm = ±0.3mm [-1.181 - 4.725 = ±0.012]		MATERIAL 18 GHz TYPE N FRT BHD JACK IP67 FOR RG-402 SEMI-RIGID & CONFORMABLE		<b>Amphenol RF</b> DRAWING NO. 82-6784 ITEM NO. 82-6784 PART NO. 82-6784				
THIRD ANGLE PROJ.	REFERENCE 82-6739	EAR# 10108	ANGLES = ±1°	ENGR.1 T.LIPKIN	ENGR.2 JACK LIANG	DATE 28-SEP-21	SHEET NO. 2 OF 2	SCALE: 4.0:1.0	SIZE B	REV A